



Maddy Siegrist
Villanova

BIGEAST™

CONFERENCE



Butler
Bulldogs



Connecticut
Huskies



Creighton
Bluejays



DePaul
Blue Demons



Georgetown
Hoyas



Marquette
Golden Eagles



Providence
Friars



St. John's
Red Storm



Seton Hall
Pirates



Villanova
Wildcats



Xavier
Musketeers

BIG EAST

CONFERENCE

2022-23 Preseason All-BIG EAST Team

Emma Ronsiek
Creighton



Morgan Maly
Creighton



Lauren Park-Lane
Seton Hall



Caroline Ducharme
UConn



Azzi Fudd
UConn



Lauren Jensen
Creighton




Sidney Cooks
Seton Hall



Aneesah Morrow
DePaul



Aaliyah Edwards
UConn



Jordan King
Marquette



Dorka Juhász
UConn



Janai Crooms
Providence



Kadaja Bailey
St. John's



Table of Contents | Primary Women's Basketball Contacts

BIG EAST

Pamela Flenke
655 Third Avenue
Suite 711
New York, N.Y. 10017
Office: 646-663-3437
Cell: 860-888-6971
Email: pflenke@bigeast.com

Butler

Kit Stetzel
Hinkle Fieldhouse
510 W. 49th Street
Indianapolis, IN 46208
Office: (317) 940-9994
Cell Phone: (317) 828-9312
Email: cbstetzel@butler.edu

UConn

Anna LaBonte
2095 Hillside Road Unit 1173
Storrs, CT 06269
Office: (860) 486-3531
Cell Phone: (860) 617-6092
Email: anna.labonte@uconn.edu

Creighton

Glen Sisk
2500 California Plaza
Omaha, NE 68178
Office: (402) 280-2433
Cell Phone: (402) 515-7528
Email: glensisk@creighton.edu

BIG EAST Staff Directory

Commissioner
Deputy Commissioner and Chief Operating Officer
Executive Associate Commissioner, Men's Basketball
Executive Associate Commissioner, Sport Administration and Championships
Sr. Associate Commissioner, Women's Basketball and Strategic Initiatives
Sr. Associate Commissioner, Marketing and External Affairs
Sr. Associate Commissioner, Broadcasting
Sr. Associate Commissioner, Sports Media Relations
Sr. Associate Commissioner/SWA, Compliance, Governance and Student-Athlete Development
Associate Commissioner, Finance and Budget
Associate Commissioner, Women's Basketball Communications and Operations
Associate Commissioner, Men's Basketball Operations
Assistant Commissioner, Sport Administration and Championships
Assistant Commissioner, Sport Administration and Championships
Sr. Director, Digital and Social Media
Sr. Director, Compliance and Membership Services
Director of Conference Operations
Director, Olympic Sports Communications
Coordinator, Creative Services
Coordinator, Olympic Sports Communications and Conference Marketing
Head of Executive Administration and Office and Event Services
Supervisor of Officials, Men's Basketball
Supervisor of Officials, Women's Basketball
Vice President/General Manager BIG EAST Conference Sports Properties, Playfly Sports
Basketball Operations Assistant
Championships Assistant
Communications Assistant

DePaul

Paul Stromberg
2323 N. Sheffield Ave, Suite 220
Chicago, IL 60614
Office: (773) 325-7525
Cell Phone: (410) 303-0418
Email: paul.stromberg@depaul.edu

Georgetown

Barbara Barnes
McDonough Arena
3700 O Street, NW
Washington, DC 20057
Office: (202) 687-7155
Cell Phone: (703) 716-7760
Email: bj57@georgetown.edu

Marquette

Jaden Johnson
Al McGuire Center
770 North 12th Street
Milwaukee, WI 53233
Office: (414) 288-6980
Cell Phone: (435) 754-4409
Email: j.johnson@marquette.edu

Providence

Jen Rynearson
Alumni Hall/Mullaney Gym
1 Cunningham Square
Providence, RI 02918
Office: (401) 865-2208
Cell Phone: (401) 575-7370
Email: jrynears@providence.edu

St. John's

Kevin Wehner
St. John's University Athletics
Carnesecca Arena 157
8000 Utopia Parkway
Queens, NY 11439
Office: (718) 990-5341
Email: kevin.wehner21@my.stjohns.edu

Seton Hall

Matt Sweeney
400 South Orange Avenue
South Orange, NJ 07079
Office: (973) 761-9493
Cell Phone: (973) 943-8434
Email: matthew.sweeney@shu.edu

Villanova

Dean Kenefick
The Pavillion
Villanova, PA 19085
Office: (610) 519-6514
Cell Phone: (610) 308-4395
Email: dean.kenefick@villanova.edu

Xavier

Greg Lautzenheiser
3800 Victory Blvd.
Cincinnati, OH 45207
Office: (513) 745-3961
Cell Phone: (419) 605-8512
Email: lautzenheiserg@xavier.edu

Val Ackerman
Vince Nicastro
Stu Jackson
Chris Schneider
Jackie Campbell
Nicole Early
Scott Hecht
John Paquette
Katie Willett
Kevin Flanagan
Pamela Flenke
Michael Coyne
James Greene
Tania Kennedy
Bobby Mullen
Michael Sainte
Barbara Davis
Kevin Ivany
Ben Piascik
Morgan Turner
Genelia Santanelli
John Cahill
Debbie Williamson
Jim Prendergast
Amir Hicks
Diamond Chestnut
Liam Plate

CONTENTS

2022-23 Notebook.....	
2023 NCAA Championship Dates/Sites	8
2023 BIG EAST Championship Bracket	8
2022-23 Television Schedule	9
2022-23 Composite Schedule	10-11
BIG EAST Conference Bio	12-13
Commissioner Val Ackerman	14
BIG EAST Digital Network (BEDN)	15

MEET THE TEAMS

Butler	16-19
Connecticut	20-23
Creighton	24-27
DePaul	28-31
Georgetown	32-35
Marquette	36-39
Providence	40-43
St. John's	44-47
Seton Hall	48-51
Villanova	52-55
Xavier	56-59
All-Time Coaches' Records	60

2021-22 REVIEW

Final Standings & Postseason Info.....	61-62
Award Winners	63
BIG EAST vs. Other Conferences	64
Statistical Leaders	65-68

HISTORY

Regular-Season Records	69-70
BIG EAST Career Leaders	71-74
Triple-Doubles	75
Annual Stat Leaders	76-79
Weekly Honors	80-86
Year-by-Year Champions	87
All-Time All-Conference.....	88-91
All-Time Standings	92-95
BIG EAST Championship Results.....	96-100
BIG EAST in the NCAA Championship	101-105
BIG EAST in the WNIT	106
National Honors	107-109
BIG EAST Players in the WNBA	110
BIG EAST Players in the Olympics.....	111

CREDITS

The 2022-23 BIG EAST Women's Basketball Media Guide was written and edited by Pamela Flenke.

PHOTO CREDITS

School media relations contacts/WNBA Photos/
USA Basketball/NBAE/FIBA/Getty Images,
Andrew D. Bernstein, Nathaniel S. Butler, Jim
Rogash, Steve Woltmann and Ben Solomon.

*Special thanks to the school media relations
offices for their valuable assistance and
cooperation.*



UConn Is Unanimous BIG EAST Women's Basketball Preseason Favorite

The BIG EAST Women's Basketball Preseason Coaches' Poll was announced on Tuesday with reigning champion Connecticut the unanimous favorite to win the league. The Huskies have won the conference regular season 21 times, along with 20 BIG EAST Tournament titles, sweeping both in 2021-22. UConn collected 100 points and 10 first-place votes.

Coming off a historic run to the Elite Eight, Creighton finished second in the Preseason Coaches' Poll with 89 points. Led by reigning BIG EAST Player of the Year Maddy Siegrist, Villanova was slotted third with 83 points and the remaining first-place vote. DePaul, which joined the Huskies, Bluejays and Wildcats in the NCAA Tournament last year, tied with Seton Hall for fourth place in the poll with 68 points. The Pirates advanced to the WNIT title game in 2022. Fellow WNIT squad Marquette was picked sixth (56 points) followed by St. John's in seventh (47 points) and Providence in eighth (34 points). Butler and Georgetown were knotted at ninth with 21 points apiece, while Xavier rounded out the poll in 11th with 18 points.

UConn went 30-6 overall a season ago, advancing to its 14th straight Final Four and playing in its 12th NCAA title game. The Huskies went 16-1 in BIG EAST play, and return a trio of starters from that squad, including sophomore standout Azzi Fudd. UConn boasts the nation's No. 4 recruiting class, as ranked by ESPN, highlighted by top-five recruits Ayanna Patterson and Ice Brady. UConn also returns BIG EAST Defensive Player of the Year Nika Muhl and Preseason All-BIG EAST honorees Caroline Ducharme and Aaliyah Edwards. Naismith Hall of Fame coach Geno Auriemma is entering his 38th season and boasts 1,149 career wins.

Returning four starters and 84 percent of its scoring from 2021-22, Creighton went 23-10 overall and 15-5 in BIG EAST play. The 10th-seeded Bluejays went on a Cinderella run to the

2022-23 BIG EAST Preseason Coaches' Poll

1.	UConn (10)	100
2.	Creighton	89
3.	Villanova (1)	83
4.	DePaul	68
	Seton Hall	68
6.	Marquette	56
7.	St. John's	47
8.	Providence	34
9.	Butler	21
	Georgetown	21
11.	Xavier	18

Elite Eight, upsetting No. 7 seed Colorado, No. 2 seed Iowa on its home floor and No. 3 seed Iowa State before falling to eventual national champion No. 1 seed South Carolina. Among Creighton's returners are All-BIG EAST First Team selection Emma Ronsiek, BIG EAST Sixth-Woman of the Year Morgan Maly and BIG EAST Most Improved Player Laura Jensen. Among the notable newcomers for Jim Flanery's squad is Brittany Harshaw, a McDonald's All-American nominee out of Andover, Kan.

Coming off its first NCAA Tournament appearance since 2018, Villanova (24-9, 15-4 BIG EAST) finished runner-up in the BIG EAST regular-season and Tournament. The Wildcats earned a historic win over UConn in February, dealing the Huskies their first conference loss in nearly nine years. Highlighting their trio of returners is reigning BIG EAST Player of the Year Maddy Siegrist. The rising senior forward shattered the BIG EAST record for scoring, averaging 27.9 points per game, besting the previous mark of 26.6 which had been on the books since 1991-92. In two seasons under head coach Denise Dillon, the Wildcats have gone 41-16 (.719) and have made the national postseason in both years.

DePaul earned an NCAA Tournament invite for the 25th time and finished the season with a 22-11 overall record and 14-6 BIG EAST mark. The Blue Demons return a pair of starters from that squad, most notably national Freshman of the Year Aneesah Morrow. Morrow broke 13 BIG EAST records, including all rebounding records (single game, rookie game, season, rookie season, average, rookie average) and all rookie scoring standards (single game, season, average). DePaul also returns double-digit scorer Darrione Rogers. The Blue Demons add a number of new faces, including Notre Dame transfer Anaya Peoples. DePaul head coach Doug Bruno was inducted



UConn won the 2022 BIG EAST Women's Basketball Tournament presented by JEEP

into the Women's Basketball Hall of Fame this summer and is entering his 36th season with the Blue Demons.

Winning 16 of its last 19 games, Seton Hall finished the year with a 24-13 overall record, including 12-8 in BIG EAST play. The Pirates advanced to the title game of the WNIT, but will look to return to the NCAA Tournament this year. The Hall returns three starters from '21-22, including a pair of All-BIG EAST First Team honorees in Lauren Park-Lane and Sidney Cooks. Park-Lane holds the BIG EAST single-game record for assists (18) and is already among the conference's all-time leaders in the category with more than 300 over her 53 career league contests. The Pirates have qualified for the national postseason in six of head coach Tony Bozzella's nine seasons at his alma mater.

Marquette earned the BIG EAST's automatic bid into the WNIT last year, advancing to the third round. The Golden Eagles return a trio of starters from that team that went 23-11 overall and 13-7 in BIG EAST play. Highlighting the returners is Jordan King, who finished third on the team in scoring last year with an 11.5 average, while leading the squad in assists (4.4). Among the newcomers for Marquette is Xavier transfer Nia Clark, who previously played for MU head coach Megan Duffy while she was at Miami (Ohio).

St. John's returns five of its top-six scorers from a year ago while adding four transfers to bolster its lineup. The Red Storm went 12-19 overall and 7-12 in BIG EAST play last year. Top returners include Kadaja Bailey, who finished second on the team in scoring at 14.2 points per game, and leading rebounder Rayven Peoples who grabbed 9.6 boards per contest. Among the newcomers is Ole Miss transfer Mimi Reid and Georgetown transfer Jillian Archer. Entering his 10th year at the helm, Joe Tartamella became St. John's all-time winningest coach last season.

Leading scorer Janai Crooms returns for Providence, which went 11-19 overall and 6-15 in BIG EAST play in 2021-22. Crooms averaged 13.8 points per game and is joined by a pair of key sophomore returners in Kylee Sheppard and Olivia Olsen. The Friars added impact transfers during the offseason, including Iowa's Logan Cook and Florida's Brynn Farrell. Head coach Jim Crowley is entering his seventh season in Friartown.

Butler is under the direction of a new head coach as Austin Parkinson takes the reigns after a successful stint at IUPUI. Parkinson will look to improve upon the Bulldogs' 1-27, 0-18 BIG EAST records from a year ago. Butler returns its No. 2 scorer in Trinity White, while adding all-league transfers in Rachel McLimore (IUPUI) and Shay Frederick (Valparaiso).

After scoring an upset in the first round of the BIG EAST Tournament, Georgetown finished 10-19 overall and 4-15 in BIG EAST play. The Hoyas return a trio of starters, including No. 2 scorer Kelsey Ransom. GU will look to add some depth with transfers, including Duke's Jade Claude and Florida's Kristina Moore. James Howard is entering his sixth season as the Hoyas' head coach.

Xavier went 9-21 overall and 4-16 in BIG EAST play in 2021-22. The Musketeers return two starters from that team, including their assists and steals leader in Shaila Beeler, and No. 3 scorer Aanya Harris. XU adds a number of new faces, including Ole Miss transfer Taylor Smith and Kent State product Nila Blackford. Mel Moore is entering her fourth season as head coach of the Musketeers.



Creighton advanced to the Elite Eight for the first time



BIG EAST Coach of the Year Denise Dillon

Villanova's Maddy Siegrist Voted BIG EAST Preseason Player of the Year

Villanova senior forward Maddy Siegrist was unanimously selected as the BIG EAST Women's Basketball Preseason Player of the Year. The reigning BIG EAST Player of the Year broke the conference's single-season scoring record last year and led the Wildcats to their first NCAA Tournament appearance since 2018. Connecticut forward Ayanna Patterson was voted BIG EAST Preseason Freshman of the Year. In addition to the major awards, an 11-member Preseason All-BIG EAST Team was announced, along with two Honorable Mention selections. Preseason major awards and all-league honors are selected by the BIG EAST's head coaches, who are not permitted to vote for their own players.

Siegrist shattered the BIG EAST record for scoring in 2021-22, averaging 27.9 points per game over 17 league contests, besting the previous mark of 26.6 which had been on the books since 1991-92. Additionally, she finished second in rebounding at 9.9 boards per game, and 10th in both steals (1.6) and blocks (0.9). Siegrist's overall scoring average of 25.3 points per game ranked second nationally last season. She reached the 30-point mark a BIG EAST-best nine times, the 20-point threshold 21 times and notched 12 double-doubles.

Patterson is a five-star recruit from Fort Wayne, Ind. She is ranked fourth in the class of 2022, as listed by ESPN. She averaged 25.8 points, 11.8 rebounds and 2.1 blocks as a senior at Homestead High and was named a McDonald's All American and Indiana Miss Basketball. She is the third straight UConn rookie to be named BIG EAST Preseason Freshman of the Year following Azzi Fudd in 2021 and Paige Bueckers in 2020.

BIG EAST preseason favorite UConn led all programs with three Preseason All-BIG EAST Team selections – sophomore guard Caroline Ducharme, junior forward Aaliyah Edwards and sophomore guard Azzi Fudd. Graduate student forward



Maddy Siegrist shattered the BIG EAST record for scoring in 2021-22, averaging 27.9 points per game over 17 league contests, besting the previous mark of 26.6 which had been on the books since 1991-92.

BIG EAST Preseason Player of the Year Maddy Siegrist, Villanova, Sr., F*

BIG EAST Preseason Freshman of the Year Ayanna Patterson, UConn, Fr., F

Preseason All-BIG EAST Team
Caroline Ducharme, UConn, So., G
Aaliyah Edwards, UConn, Jr., F
Azzi Fudd, UConn, So., G*
Lauren Jensen, Creighton, Jr., G
Emma Ronsiek, Creighton, Jr., F*
Aneesah Morrow, DePaul, So., F*
Jordan King, Marquette, Sr., G
Janai Crooms, Providence, Sr., G
Kadaja Bailey, St. John's, Fifth Year, G
Sidney Cooks, Seton Hall, Grad., F/C
Lauren Park-Lane, Seton Hall, Sr., G*
***unanimous selection**

Dorka Juhász was an Honorable Mention pick as well. Ducharme sprung to the forefront last year after the loss of Bueckers due to injury. Ducharme was thrust into the starting lineup midseason and upped her scoring average from 3.3 points per game to 17.6 during that 11-game stretch. Over 14 BIG EAST contests she averaged 13.1 points. Edwards started 26 games for the Huskies last year and averaged 7.9 points and 5.1 rebounds. Her field goal percentage (.542) ranked fifth in the BIG EAST. Fudd missed 11 games during her rookie campaign due to injury but was impressive once at full strength. The rising sophomore is UConn's top returning scorer, finishing her freshman season averaging 12.1 points and shooting 43-percent from three. Juhász is the Huskies' top returning rebounder at 5.7 per game, including 6.4 in BIG EAST play. She also scored 9.5 points per game against conference opponents.

Creighton was represented on the Preseason All-BIG EAST Team by unanimous pick Emma Ronsiek along with Lauren Jensen. Ronsiek, a junior forward, led the Bluejays in scoring last season, averaging 13.9 points, including 14.8 in BIG EAST play. In her first year at Creighton, Jensen averaged 13.9 points in conference play and 12.5 overall. The junior guard captured national attention when she made the go-ahead three-pointer at Iowa, her former school, as Creighton upset the second-seeded Hawkeyes in Iowa City to advance to the

Sweet 16. Jensen is the reigning BIG EAST Most Improved Player. Additionally, junior guard/forward Morgan Maly was a Preseason Honorable Mention pick. The 2022 BIG EAST Sixth-Woman of the Year came off the bench in all but one game last year but finished third on the team in scoring at 12.3 points per game.

Seton Hall also saw multiple players honored in the preseason. Senior guard Lauren Park-Lane was a unanimous Preseason All-BIG EAST Team pick and was joined by graduate student forward/center Sidney Cooks on the squad. Park-Lane set the BIG EAST single-season assists record with 152 dimes over 20 league games, and also matched the single-game standard with 18 against Butler on Feb. 22. Park-Lane finished fourth in the conference in scoring at 18.0 points per game and was third in assist-turnover ratio (2.4), anchored by her league-leading 7.6 assists per game average. In her first season at Seton Hall, Cooks finished seventh in the BIG EAST in scoring (15.6), fourth in rebounding (8.0) and second in blocks (1.7).

DePaul, Marquette, Providence and St. John's each had one player named to the Preseason All-BIG EAST Team. For the Blue Demons, reigning national freshman of the year Aneesah Morrow was a unanimous pick. The sophomore forward broke 13 BIG EAST records in 2021-22, including all rebounding records (single game, rookie game, season, rookie season, average, rookie average) and all rookie scoring standards (single game, season, average). Jordan King is the Golden Eagles' top returning scorer after averaging 11.5 points per game; she also led Marquette in assists (4.4) and steals (1.4) a season ago. In her first season with the Friars, Janai Crooms led PC in scoring (13.8), rebounding (7.2), assists (3.5) and steals (1.4). Kadaja Bailey is the Red Storm's top returning scorer after averaging 14.2 points per game. She led St. John's in steals (1.4) and finished second on the team in assists (3.3).



Ayanna Patterson of UConn is the No. 4 ranked recruit in the class of 2022



DePaul's Aneesah Morrow broke 13 BIG EAST records in 2021-22 and was the national freshman of the year



Creighton's Lauren Jensen was Co-Most Improved Player in 2021-22



Seton Hall's Lauren Park-Lane set the BIG EAST single-season assists record with 152 dimes over 20 league games, and also matched the single-game standard with 18 against Butler on Feb. 22



2023 March Madness Schedule

- Selections are Sunday, March 12
- The First Four games are Wednesday and Thursday, March 15-16
- The first round is Friday and Saturday, March 17-18
- The second round is Sunday and Monday, March 19-20
- The Sweet 16 is Friday and Saturday, March 24-25
- The Elite 8 is Sunday and Monday, March 26-27
- The Final Four is at 7 and 9:30 p.m. ET on Friday, March 31 on ESPN.
- The national championship game is at 3 p.m. ET on Sunday, April 2 on ABC.

2023 Preliminary Round Sites

Round	City	Venue	Dates	Host
Regional	Greenville, S.C.	Bon Secours Wellness Arena	March 24-27	Southern Conference
Regional	Seattle	Climate Pledge Arena	March 24-27	Seattle and Seattle Sports Commission

Beginning in 2023, the Sweet 16/Elite Eight will be held at two sites per year, with eight teams competing at each site.

Future Sites

Year	Site	Venue	Dates
2023	Dallas	American Airlines Arena	March 31 and April 2
2024	Cleveland	Quicken Loans Arena	April 5 and 7
2025	Tampa Bay	Amalie Arena	April 4 and 6
2026	Phoenix	Talking Stick Resort Arena	April 3 and 5



ABOUT AMERICAN AIRLINES CENTER

Deep in the heart of Texas lies American Airlines Center, one of the nation's top arenas. Since opening its doors in 2001, American Airlines Center has been setting the precedent for sporting and live entertainment events. Bringing in a wide variety of big-name shows such as The Eagles, Fleetwood Mac, Garth Brooks, Beyonce, Elton John, Billy Joel, Madonna, P!nk, Bruno Mars, Justin Timberlake, and many, many more. With no end of critical acclaim in sight, American Airlines Center continually strives for excellence each and every year. American Airlines Center consistently ranks as one of the busiest arenas in the world.

Designed by architectural wizard David M. Schwarz and Dallas based HKS, Inc., American Airlines Center is equipped with many state of the art features. When entering fans are greeted by a beautiful combination of brick, granite, and limestone creating the warm feeling of home. Housing both the NBA Dallas Mavericks and the NHL Dallas Stars, the American Airlines Center displays its unique versatility with its retractable seating transforming from a 20,000 seat basketball arena into an up-close action-heavy 18,532 seat hockey rink. On the forefront of technology, American Airlines Center features a 1080 HD Centerhung as well as two massive video boards at each upper end, and an audio system with surround sound capabilities.


2023 BIG EAST Tournament | Mohegan Sun Arena

FIRST ROUND
March 3
 11 a.m., 1:30 p.m.,
 4 p.m.
 (SNY)

QUARTERFINALS
March 4
 Noon (FS1)
 2:30, 7, 9:30 PM (FS2)

SEMIFINALS
March 5
 3 & 5:30 PM
 (FS1)

FINAL
March 6
 7 PM
 (FS1)



BIG EAST Inks Extension With Mohegan Sun Arena

The BIG EAST Conference has announced a three-year extension with Mohegan Sun Arena, which serves as host of the BIG EAST Women's Basketball Tournament presented by JEEP. The Conference is entering the third year of its current three-year deal and the extension guarantees the event will remain in Uncasville, Conn., through 2026.

"Over the last two years, Mohegan Sun Arena has proven to be a tremendous home for the BIG EAST Women's Basketball Tournament," said BIG EAST Commissioner Val Ackerman. "The facility and amenities are world class, and the unmatched support for women's basketball in Connecticut has created an exciting atmosphere for our coaches, student-athletes and fans. We look forward to returning to Uncasville this March and for many years to come."

The 2023 BIG EAST Women's Basketball Tournament is slated for March 3-6. Last season's conference postseason saw its highest attendance since 2013; the tournament's attendance average ranked fourth among Division I conferences which host separate men's and women's events.

"We are incredibly excited to announce the extension of our partnership with the BIG EAST Conference," remarked Connecticut Sun President, Jen Rizzotti. "Hosting one of the best women's basketball conference tournaments in the country here at Mohegan Sun Arena is a terrific opportunity to celebrate the talented young women that compete in the BIG EAST conference and showcase high level basketball in an electric environment. The fans in Connecticut have shown decades-long commitment to women's basketball with their support of both the UConn Huskies and the Connecticut Sun. We look forward to welcoming them and all fans of the BIG EAST back to Mohegan Sun to enjoy all that we have to offer."

The BIG EAST is coming off a successful 2021-22 season which saw four teams earn NCAA Tournament berths. The Conference had multiple teams advance to the Elite Eight as Creighton made its first appearance in program history, and Connecticut advanced to its 14th consecutive Final Four. The Huskies also played in their 12th national title game.

Mohegan Sun Arena is a 10,000-seat venue located in southeastern Connecticut which features year-round entertainment, hosting the likes of Billy Joel, Fleetwood Mac, The Eagles, Taylor Swift, Jennifer Lopez, Jay Z, Keith Urban, Bon Jovi and Kenny Chesney in addition to championship boxing and MMA, top-touring stand-up comedy, WWE, NCAA Division I and professional basketball. Mohegan Sun has been the home of the WNBA's Connecticut Sun since 2003.



Val Ackerman | BIG EAST Commissioner

Val Ackerman was named the fifth Commissioner of the BIG EAST Conference on June 26, 2013. She was the founding President of the Women's National Basketball Association (WNBA) and is a past President of USA Basketball, which oversees the U.S. men's and women's Olympic basketball program. She has had a long and accomplished career in the sports industry and is one of the few executives in sports who has held leadership positions in both men's and women's sports at the collegiate, professional, national team and international levels. She is an inductee of the Naismith Memorial Basketball of Fame (2021), the Women's Basketball Hall of Fame (2011) and the New Jersey Hall of Fame (2021).

While at the helm of the BIG EAST, Val has presided over the rebirth of the conference following the decision in 2012 of seven then-current BIG EAST schools (DePaul, Georgetown, Marquette, Providence, St. John's, Seton Hall and Villanova) to separate from the original BIG EAST Conference and align with Butler, Creighton and Xavier to form the present configuration. She led the relocation of the conference office to its current site in New York City and has managed the BIG EAST's fruitful partnerships with Fox Sports, which provides wall-to-wall coverage annually of BIG EAST men's basketball on FOX, FS1 and FS2, and with Madison Square Garden, which has hosted the conference's men's basketball tournament since 1983. In 2018, the BIG EAST and MSG entered into a venue agreement extension that will keep the Garden as the home of the BIG EAST tournament through 2028. In 2019, Val also led the negotiations which resulted in the return to the BIG EAST of the University of Connecticut, one of the conference's charter members, effective July 1, 2020.

Following its return to its basketball-centric heritage, the BIG EAST has continued its national excellence in the sport over the past nine years, with 10 of the league's 11 men's basketball programs receiving NCAA tournament bids since 2013-14 and Villanova winning the national championship in 2016 and 2018. Other notable BIG EAST team athletics accomplishments since reconfiguration include national titles for Providence in women's cross country in 2013, the University of Denver (an affiliate member) in men's lacrosse in 2015, and Georgetown in men's soccer in 2019.

Conference initiatives launched under Val's leadership include the BIG EAST Digital Network, which now carries more than 500 live sports contests annually; BIG EAST Serves, the conference's student-athlete development and community service platform; non-conference men's basketball scheduling challenges with the Big Ten Conference and the Big 12 Conference; an officiating alliance with the Atlantic Coast Conference and nine other Division I conferences; the annual BIG EAST Student-Athlete Well-Being Forum, which provides guidance on a wide range of student-athlete wellness matters; a conference-wide e-sports initiative; BE the Change, a diversity, equity and inclusion platform; Freshmen Fundamentals and Transition Game, league-wide programs designed to assist men's and women's basketball student-athletes, respectively, in their endeavors off the court; and BIG EAST University, a virtual career and professional development module.

Val attended the University of Virginia as one of the school's first female student-athlete scholarship recipients. She was a four-year starter, three-time captain and two-time Academic All-American for the Cavaliers' women's basketball team and the first 1,000-point scorer in the program's history. She graduated with high distinction with a degree in political and social thought in 1981 and played one year of professional basketball in France before earning a law degree from UCLA in 1985. She received an honorary doctor of laws degree from Providence College in 2021.

Val started her legal career as a corporate and banking associate at the New York law firm of Simpson Thacher & Bartlett and joined the National Basketball Association as a staff attorney in 1988. She was an executive at the NBA for eight years, serving as Special Assistant to NBA Commissioner David Stern and Director (and later) Vice President of Business Affairs before being named the WNBA's first President in 1996. She guided the league to a much-heralded launch in 1997 and headed its day-to-day operations for its first eight seasons. The league celebrated its 25th season in 2021.

In 2005, Val was elected President of USA Basketball for the 2005-08 term, leading the organization to an overall competitive record of 222-23 and gold medal performances by the U.S. men's and women's basketball teams at the 2008 Olympics in Beijing. She was one of the NBA's original appointees to the USA Basketball Board of Directors in 1989 and served as an organizational liaison with USAB during the early years of NBA participation in national team competitions, including the 1992 and 1996 Olympics and 1994 World Championships. A USA Basketball Board member for 23 years, Val played a key role in the long-standing success of the

U.S. women's national basketball team program, which during her term won gold medals at the 1998, 2002 and 2010 FIBA World Championships and the 1996, 2000, 2004, 2008 and 2012 Olympic Games. In 2013, Val was named the recipient of USA Basketball's Edward S. Steitz Award, which recognizes outstanding contributions in international basketball.

Val also served two terms (2006-10 and 2010-2014) as the U.S. representative for men's and women's basketball on the Central Board of the International Basketball Federation (FIBA), the sport's world governing body. She was a member of FIBA's Competition Commission and served on the Central Board of FIBA Americas, FIBA's zone authority for North, Central and South America. She also served from 2017-19 as an at-large member of the U.S. Soccer Federation Board of Directors.

Val served on the Knight Commission on Intercollegiate Athletics from 2005-2017 and the NCAA Men's Basketball Oversight Committee from 2014-2019. In 2019, she was appointed co-chair of the NCAA Federal and State Legislation Working Group, which was tasked with examining the NCAA's rules relating to student-athlete name, image and likeness. The Working Group's efforts led to a comprehensive report in 2020 recommending ground-breaking new NIL opportunities.

Val is on the Board of Directors of the Women's Basketball Hall of Fame and is a Lifetime Trustee of the Naismith Memorial Basketball Hall of Fame, which presented her with the John Bunn Lifetime Achievement Award in 2008. She has done consulting work for the National Hockey League, which she assisted in 2011 in formulating a long-term plan to support women's ice hockey, and the NCAA, for which she prepared a comprehensive white paper in 2013 on growth strategies for women's college basketball. She also worked as a free-lance columnist for ESPNW, where she authored a series of articles on the subject of women and sports and participated as a member of the inaugural ESPNW Advisory Board.

Val's accomplishments in the sports business have earned her numerous awards, including the University of Virginia's Distinguished Alumna Award; the March of Dimes Sports Achievement Award; induction into the GTE Academic All-America Hall of Fame; the Girls Scouts of America National Women of Distinction Juliette Award; the NOW Legal Defense and Education Fund Equal Opportunity Award; inclusion on the Atlantic Coast Conference's 50th Anniversary Women's Basketball team; induction into the International Scholar-Athlete Hall of Fame; the Women's Basketball Coaches Association President's Citation; the NCAA Silver Anniversary Award; the International Olympic Committee Women and Sport Achievement Diploma; the Sports Business Journal Champions in Sports Business Award; inclusion as a Women's Sports Foundation/ESPNW 40 for 40 Honoree; induction into the National Consortium for Academics and Sports Hall of Fame; the Women in Sports and Events (WISE) 20th Anniversary Women of Distinction Award; the Arthur Ashe Institute for Urban Health Sports Ball Award; the Marquette School of Law Master of the Game Award; the Emily Couric Leadership Award; and the Women Leaders in College Sports Conference Administrator of the Year Award. In 2016, Val received the Women's Sports Foundation's Billie Jean King Contribution Award for significant contributions to the development and advancement of women's sports.

Val is married to Charlie Rappaport, a retired tax partner of Simpson Thacher & Bartlett. They have two adult daughters, Emily and Sally.



Val Ackerman was part of the Naismith Basketball Hall of Fame Class of 2021

FOX Sports to nationally televise 15 regular-season games, including four on FOX; BIG EAST Digital Network and FloSports to stream nearly 130 contests; CBS Sports Network and SNY to provide additional coverage.

The BIG EAST Conference announced its 2022-23 women's basketball schedule and extensive television lineup on Monday. FOX Sports will air a total of 22 games, including the quarterfinal, semifinal and championship games of the 2023 BIG EAST Tournament presented by JEEP at Mohegan Sun Arena in Uncasville, Conn. Of those 22 games, a record four will air on FOX, marking the third straight year BIG EAST women's basketball will be featured on the broadcast network. Additionally, CBS Sports Network will air four conference matchups, while SNY will cover 18 regular-season games, including 16 during conference play. For the eighth straight year, the BIG EAST Digital Network presented by SoFi will stream every conference game not designated for television. FloSports, the home of BEDN, will also house all school-produced games as nearly 130 total women's basketball contests will stream on the platform. Additional content on BEDN on FloSports includes "Fast Break," the Conference's weekly women's basketball feature show.

Eight teams tip off the season on Nov. 7, while all 11 will play their first non-conference contest by Nov. 10. Due to non-conference commitments Creighton and Xavier will play an early BIG EAST contest on Nov. 25 which will stream on BEDN, before the full opening weekend of league play tips off Dec. 2-4. The conference will play a 110-game regular-season schedule with all 11 teams playing 20 league contests in a double round-robin format.

For the 10th consecutive year, FS1 and FS2 will provide coverage of the BIG EAST Women's Basketball Tournament, with this season's event returning to Mohegan Sun Arena for a third consecutive year. Quarterfinal coverage on March 4 begins on FS1 at noon ET, before FS2 takes over for the 2:30 p.m., 7 p.m. and 9:30 p.m. tilts. FS1 picks up the remainder of the tournament, with the semifinals on March 5 slated for 3 and 5:30 p.m., and the championship game set to tip off at 7 p.m. on March 6. First Round coverage and tip times on March 3 will be announced at a later date.

The Conference is in the 10th year of its multi-year contract with FOX Sports, which has exclusive television rights to all BIG EAST competitions. Four non-conference games are included in this year's FOX Sports lineup, including a rematch of the 2022 national title game when Connecticut hosts South Carolina on Feb. 5 at noon on FOX. Additionally, The Huskies will host Texas on Nov. 14 at 6:30 p.m., and in a rematch of the double-overtime Elite Eight thriller from 2022, North Carolina State on Nov. 20 at 1 p.m., with both airing on FS1. DePaul will also be featured in non-conference coverage when the Blue Demons host 2022 Final Four squad Louisville on Dec. 21 in a game airing on FS1 at 8:30 p.m.

In addition to South Carolina-UConn, FOX will air a trio of BIG EAST contests, beginning with Creighton at DePaul on Dec. 31 at 4 p.m. Villanova dealt UConn its first conference loss in nine years before the two met again in the 2022 BIG EAST title game when the Huskies got their revenge – the two will meet again on FOX on Feb. 18 at 2:30 p.m. The FOX slate wraps up on Feb. 25 when DePaul hosts UConn in a meeting of head coaches Doug Bruno and Geno Auriemma who have combined for more than 1,900 career wins. Tipoff is set for 2 p.m. The BIG EAST's four games on FOX broadcast network are the most in league history.

Conference action tips off on FS1 on Dec. 4 when Georgetown hosts Xavier at 6:30 p.m. Coverage continues on Dec. 18 when Providence visits St. John's. The first FS1 contest of the New Year is slated for Jan. 11 with a rematch of last season's buzzer-beating BIG EAST Tournament Quarterfinal game between Seton Hall and Creighton with tipoff slated for 9 p.m. Coming off a historic run to the Elite Eight this past March, the Bluejays remain on FS1 for their next two games, beginning with a visit to Butler on Jan. 14 and before hosting fellow 2022 NCAA Tournament team Villanova on Jan. 20 (9 p.m.). Both coming off deep runs in the 2022 WNIT, Marquette will host Seton Hall on FS1 on Jan. 22. FS1 will close out its regular-season coverage on Feb. 27 as teams look to solidify their seeds in the BIG EAST Tournament, with Seton Hall hosting Villanova at 7 p.m. before the rivalry game between DePaul and Marquette at 9 p.m.

CBS Sports Network coverage of four regular-season BIG EAST games begins on New Year's Day when Xavier hosts Villanova and returns the following week on Jan. 8 when Marquette travels to Creighton. Additionally, CBS Sports Network will air Villanova at UConn on Jan. 29, and the regular-season finale between Xavier and the Huskies on Feb. 27. Tip times for these games will be announced at a later date.

SNY's lineup includes UConn's season opener against Northeastern on Nov. 10. Additional non-conference coverage includes the Huskies' meeting with Princeton on Dec. 8, with the Tigers coached by former UConn standout Carla Berube. SNY will air 16 BIG EAST contests for the Huskies as well, including Seton Hall on Dec. 21 and Jan. 19, Marquette on Dec. 31 and Feb. 8, and St. John's on Jan. 11 and Feb. 21. FOX Sports is also the home for out-of-market games on SNY. Out-of-market fans are able to stream the SNY games at no additional cost to authenticated subscribers. Users will need to sign in with their TV provider credentials at <https://www.foxsports.com/> or in the FOX Sports app. In-market fans are able to stream the SNY games at no additional cost to authenticated subscribers. Users will need to sign in with their TV provider credentials at <https://www.sny.tv/watch-now> or in the SNY app.

The BIG EAST Conference previously announced an agreement with leading sports streaming service FloSports to continue to be the home of the BIG EAST Digital Network (BEDN) presented by SoFi for the 2022-23 academic year. FloSports has served as the digital home of BIG EAST women's basketball since 2020-21 and expanded its BEDN lineup last fall to include more than 500 Olympic sports events, as well as BIG EAST original content such as "Shootaround" and "Fast Break," the Conference's weekly men's and women's basketball feature shows. FloSports offers both monthly and annual subscriptions, and as part of the expanded agreement, BIG EAST member institution student and faculty discounts will be made available.



Seton Hall at Creighton is slated for FS1 on Jan. 11

BIG EAST Composite Schedule | 2022-23

Day	Date	Away	Home	TV					
Fri.	Nov. 25	CREIGHTON	XAVIER	BEDN	Tue.	Jan. 31	SETON HALL	ST. JOHNS	BEDN
Fri.	Dec. 2	PROVIDENCE	CONNECTICUT	SNY	Wed.	Feb. 1	CONNECTICUT	PROVIDENCE	SNY
Fri.	Dec. 2	CREIGHTON	VILLANOVA	BEDN	Wed.	Feb. 1	MARQUETTE	VILLANOVA	BEDN
Fri.	Dec. 2	SETON HALL	XAVIER	BEDN	Wed.	Feb. 1	DePAUL	CREIGHTON	BEDN
Fri.	Dec. 2	ST. JOHNS	BUTLER	BEDN	Sat.	Feb. 4	PROVIDENCE	SETON HALL	BEDN
Fri.	Dec. 2	MARQUETTE	GEORGETOWN	BEDN	Sat.	Feb. 4	XAVIER	DePAUL	BEDN
Sun.	Dec. 4	VILLANOVA	PROVIDENCE	BEDN	Sat.	Feb. 4	VILLANOVA	BUTLER	BEDN
Sun.	Dec. 4	MARQUETTE	SETON HALL	BEDN	Sat.	Feb. 4	ST. JOHNS	CREIGHTON	BEDN
Sun.	Dec. 4	XAVIER	GEORGETOWN	FSI	Sat.	Feb. 4	GEORGETOWN	MARQUETTE	BEDN
Sun.	Dec. 4	DePAUL	BUTLER	BEDN	Tue.	Feb. 7	CREIGHTON	SETON HALL	BEDN
Sun.	Dec. 4	CREIGHTON	ST. JOHNS	BEDN	Wed.	Feb. 8	CONNECTICUT	MARQUETTE	SNY
Sun.	Dec. 18	BUTLER	MARQUETTE	BEDN	Wed.	Feb. 8	ST. JOHNS	XAVIER	BEDN
Sun.	Dec. 18	PROVIDENCE	ST. JOHNS	FSI	Wed.	Feb. 8	BUTLER	DePAUL	BEDN
Sun.	Dec. 18	GEORGETOWN	DePAUL	BEDN	Wed.	Feb. 8	VILLANOVA	GEORGETOWN	BEDN
Wed.	Dec. 21	SETON HALL	CONNECTICUT	SNY	Sat.	Feb. 11	BUTLER	PROVIDENCE	BEDN
Wed.	Dec. 28	GEORGETOWN	SETON HALL	BEDN	Sat.	Feb. 11	CONNECTICUT	GEORGETOWN	SNY
Wed.	Dec. 28	BUTLER	XAVIER	BEDN	Sat.	Feb. 11	DePAUL	ST. JOHNS	BEDN
Wed.	Dec. 28	PROVIDENCE	DePAUL	BEDN	Sat.	Feb. 11	SETON HALL	VILLANOVA	BEDN
Wed.	Dec. 28	VILLANOVA	MARQUETTE	BEDN	Sun.	Feb. 12	XAVIER	CREIGHTON	BEDN
Wed.	Dec. 28	CONNECTICUT	CREIGHTON	SNY	Wed.	Feb. 15	CREIGHTON	CONNECTICUT	SNY
Sat.	Dec. 31	MARQUETTE	CONNECTICUT	SNY	Wed.	Feb. 15	MARQUETTE	PROVIDENCE	BEDN
Sat.	Dec. 31	CREIGHTON	DePAUL	FOX	Wed.	Feb. 15	SETON HALL	DePAUL	BEDN
Sat.	Dec. 31	ST. JOHNS	GEORGETOWN	BEDN	Wed.	Feb. 15	GEORGETOWN	BUTLER	BEDN
Sat.	Dec. 31	BUTLER	SETON HALL	BEDN	Wed.	Feb. 15	VILLANOVA	ST. JOHNS	BEDN
Sun.	Jan. 1	VILLANOVA	XAVIER	CBSSN	Sat.	Feb. 18	DePAUL	PROVIDENCE	BEDN
Tue.	Jan. 3	CONNECTICUT	BUTLER	SNY	Sat.	Feb. 18	XAVIER	SETON HALL	BEDN
Wed.	Jan. 4	GEORGETOWN	VILLANOVA	BEDN	Sat.	Feb. 18	CONNECTICUT	VILLANOVA	FOX
Wed.	Jan. 4	MARQUETTE	DePAUL	BEDN	Sat.	Feb. 18	GEORGETOWN	CREIGHTON	BEDN
Wed.	Jan. 4	PROVIDENCE	CREIGHTON	BEDN	Sat.	Feb. 18	ST. JOHNS	MARQUETTE	BEDN
Wed.	Jan. 4	ST. JOHNS	SETON HALL	BEDN	Tue.	Feb. 21	ST. JOHNS	CONNECTICUT	SNY
Thu.	Jan. 5	CONNECTICUT	XAVIER	SNY	Tue.	Feb. 21	DePAUL	VILLANOVA	BEDN
Sun.	Jan. 8	SETON HALL	PROVIDENCE	BEDN	Tue.	Feb. 21	XAVIER	BUTLER	BEDN
Sun.	Jan. 8	DePAUL	CONNECTICUT	SNY	Tue.	Feb. 21	PROVIDENCE	GEORGETOWN	BEDN
Sun.	Jan. 8	BUTLER	VILLANOVA	BEDN	Wed.	Feb. 22	CREIGHTON	MARQUETTE	BEDN
Sun.	Jan. 8	MARQUETTE	CREIGHTON	CBSSN	Fri.	Feb. 24	PROVIDENCE	VILLANOVA	BEDN
Sun.	Jan. 8	XAVIER	ST. JOHNS	BEDN	Fri.	Feb. 24	SETON HALL	BUTLER	BEDN
Wed.	Jan. 11	VILLANOVA	DePAUL	BEDN	Fri.	Feb. 24	GEORGETOWN	ST. JOHNS	BEDN
Wed.	Jan. 11	CONNECTICUT	ST. JOHNS	SNY	Sat.	Feb. 25	CONNECTICUT	DePAUL	FOX
Wed.	Jan. 11	XAVIER	PROVIDENCE	BEDN	Sat.	Feb. 25	MARQUETTE	XAVIER	BEDN
Wed.	Jan. 11	SETON HALL	CREIGHTON	FSI	Mon.	Feb. 27	ST. JOHNS	PROVIDENCE	BEDN
Wed.	Jan. 11	BUTLER	GEORGETOWN	BEDN	Mon.	Feb. 27	VILLANOVA	SETON HALL	FSI
Sat.	Jan. 14	ST. JOHNS	VILLANOVA	BEDN	Mon.	Feb. 27	DePAUL	MARQUETTE	FSI
Sat.	Jan. 14	DePAUL	XAVIER	BEDN	Mon.	Feb. 27	XAVIER	CONNECTICUT	CBSSN
Sat.	Jan. 14	PROVIDENCE	MARQUETTE	BEDN	Mon.	Feb. 27	BUTLER	CREIGHTON	BEDN
Sat.	Jan. 14	CREIGHTON	BUTLER	FSI					
Sun.	Jan. 15	GEORGETOWN	CONNECTICUT	SNY					
Tue.	Jan. 17	XAVIER	VILLANOVA	BEDN					
Wed.	Jan. 18	PROVIDENCE	BUTLER	BEDN					
Wed.	Jan. 18	DePAUL	GEORGETOWN	BEDN					
Wed.	Jan. 18	MARQUETTE	ST. JOHNS	BEDN					
Thu.	Jan. 19	CONNECTICUT	SETON HALL	SNY					
Fri.	Jan. 20	VILLANOVA	CREIGHTON	FSI					
Sat.	Jan. 21	ST. JOHNS	DePAUL	BEDN					
Sat.	Jan. 21	GEORGETOWN	PROVIDENCE	BEDN					
Sat.	Jan. 21	BUTLER	CONNECTICUT	SNY					
Sun.	Jan. 22	SETON HALL	MARQUETTE	FSI					
Tue.	Jan. 24	CREIGHTON	PROVIDENCE	BEDN					
Wed.	Jan. 25	XAVIER	MARQUETTE	BEDN					
Wed.	Jan. 25	SETON HALL	GEORGETOWN	BEDN					
Wed.	Jan. 25	BUTLER	ST. JOHNS	BEDN					
Sat.	Jan. 28	DePAUL	SETON HALL	BEDN					
Sat.	Jan. 28	PROVIDENCE	XAVIER	BEDN					
Sat.	Jan. 28	CREIGHTON	GEORGETOWN	BEDN					
Sun.	Jan. 29	MARQUETTE	BUTLER	BEDN					
Sun.	Jan. 29	VILLANOVA	CONNECTICUT	CBSSN					
Tue.	Jan. 31	GEORGETOWN	XAVIER	BEDN					



UConn at Villanova will air on FOX on Feb. 18

BIG EAST Broadcast Schedule | 2022-23

Date	Day	Time (ET)	Away	Home	Network
Nov. 10	Thurs.	7 p.m.	Northeastern	UConn	SNY
Nov. 14	Mon.	6:30 p.m.	Texas	UConn	FS1
Nov. 20	Sun.	1 p.m.	NC State	UConn	FS1
Dec. 2	Fri.	7 p.m.	Providence	UConn	SNY
Dec. 4	Sun.	6:30 p.m.	Xavier	Georgetown	FS1
Dec. 8	Thurs.	7 p.m.	Princeton	UConn	SNY
Dec. 18	Sun.	4:30 p.m.	Providence	St. John's	FS1
Dec. 21	Wed.	7 p.m.	Seton Hall	UConn	SNY
Dec. 21	Wed.	8:30 p.m.	Louisville	DePaul	FS1
Dec. 28	Wed.	8:30 p.m.	UConn	Creighton	SNY
Dec. 31	Sat.	4 p.m.	Creighton	DePaul	FOX
Dec. 31	Sat.	2 p.m.	Marquette	UConn	SNY
Jan. 1	Sun.	TBA	Villanova	Xavier	CBSSN
Jan. 3	Tues.	7 p.m.	UConn	Butler	SNY
Jan. 5	Thurs.	7 p.m.	UConn	Xavier	SNY
Jan. 8	Sun.	1:30 p.m.	DePaul	UConn	SNY
Jan. 8	Sun.	TBA	Marquette	Creighton	CBSSN
Jan. 11	Wed.	8 p.m.	UConn	St. John's	SNY
Jan. 11	Wed.	9 p.m.	Seton Hall	Creighton	FS1
Jan. 14	Sat.	4 p.m.	Creighton	Butler	FS1
Jan. 15	Sun.	4 p.m.	Georgetown	UConn	SNY
Jan. 19	Thurs.	7 p.m.	UConn	Seton Hall	SNY
Jan. 20	Fri.	9 p.m.	Villanova	Creighton	FS1
Jan. 21	Sat.	Noon	Butler	UConn	SNY
Jan. 22	Sun.	3 or 4 p.m.	Seton Hall	Marquette	FS1
Jan. 29	Sun.	TBA	Villanova	UConn	CBSSN
Feb. 1	Wed.	7 p.m.	UConn	Providence	SNY
Feb. 5	Sun.	Noon	South Carolina	UConn	FOX
Feb. 8	Wed.	7 p.m.	UConn	Marquette	SNY
Feb. 11	Sat.	5 p.m.	UConn	Georgetown	SNY
Feb. 15	Wed.	7 p.m.	Creighton	UConn	SNY
Feb. 18	Sat.	2:30 p.m.	UConn	Villanova	FOX
Feb. 21	Tues.	7 p.m.	St. John's	UConn	SNY
Feb. 25	Sat.	2 p.m.	UConn	DePaul	FOX
Feb. 27	Mon.	7 p.m.	Villanova	Seton Hall	FS1
Feb. 27	Mon.	9 p.m.	DePaul	Marquette	FS1
Feb. 27	Mon.	TBA	Xavier	UConn	CBSSN
March 4	Sat.	Noon	BIG EAST Tournament Quarterfinals – Mohegan Sun Arena		FS1
March 4	Sat.	2:30 p.m.	BIG EAST Tournament Quarterfinals – Mohegan Sun Arena		FS2
March 4	Sat.	7 p.m.	BIG EAST Tournament Quarterfinals – Mohegan Sun Arena		FS2
March 4	Sat.	9:30 p.m.	BIG EAST Tournament Quarterfinals – Mohegan Sun Arena		FS2
March 5	Sun.	3 p.m.	BIG EAST Tournament Semifinals – Mohegan Sun Arena		FS1
March 5	Sun.	5:30 p.m.	BIG EAST Tournament Semifinals – Mohegan Sun Arena		FS1
March 6	Mon.	7 p.m.	BIG EAST Tournament Final – Mohegan Sun Arena		FS1



BIG EAST Signs Multi-Year Streaming Agreement With FloSports

The BIG EAST Conference has announced a three-year extension to its agreement with leading sports streaming service FloSports, the home of the BIG EAST Digital Network (BEDN) presented by SoFi. BEDN on FloSports featured more than 600 BIG EAST events during the 2021-22 season, which included Olympic sports and women's basketball game coverage, while also showcasing original content such as "Shootaround" and "Fast Break," the Conference's weekly men's and women's basketball feature shows. The multi-year agreement also provides access to discounted subscriptions for BIG EAST member institution students and faculty.

The BIG EAST-FloSports partnership began with coverage of the 2020-21 women's basketball season before the addition of Olympic Sports and original content in 2021-22. The streaming platform complements the BIG EAST's robust national television deal with FOX Sports, which offers comprehensive annual coverage of regular season men's and women's basketball games, including the BIG EAST Men's and Women's Basketball Tournaments presented by JEEP, as well as BIG EAST Olympic sport championships. CBS Sports Network also annually airs select BIG EAST men's and women's basketball games along with several Olympic sport contests. Additionally, SNY annually airs upwards of 18 UConn women's basketball games.

"We're excited to extend our partnership with FloSports, which has been a great home for the BIG EAST Digital Network," said Vince Nicastro, BIG EAST Deputy Commissioner. "FloSports has been a fantastic platform to showcase our women's basketball and Olympic Sports programs, as well as the original content our outstanding in-house digital team creates throughout the year. We are committed to further enhancing the quality of the over 600 events the Conference office and institutions produce every year, with Scott Hecht, our new Senior Associate Commissioner of Broadcasting, spearheading that initiative in collaboration with FloSports. We are eager to deliver top-notch programming to our fans which will highlight the incredible student-athletes, coaches and programs of the BIG EAST."

"With a shared belief in delivering outstanding college sports to a wider audience through digital platforms, FloSports is proud to continue our successful partnership with the BIG EAST," said Michael Levy, Vice President, Global Rights Acquisition, FloSports. "Since the onset of this partnership, we've seen steady, consistent growth both in viewership and engagement for BIG EAST athletics. We look forward to another three years of collaboration with Scott and the BIG EAST team that will put a spotlight on the talented athletes and coaches that are the definition of excellence in college sports."

BEDN on FloSports is expected to produce more than 225 events in 2022-23, with a focus on women's basketball, which accounts for over 75 streamed games per season. The BIG EAST's 11 member institutions will also provide FloSports with additional regular-season streams, bringing the expected total number of events to over 600 for the year. Sport-by-sport event schedules for FloSports will be announced throughout the year, prior to the start of each season.



Nearly 130 women's basketball games will stream on FloSports in 2022-23



The 2022-23 academic year will mark the 10th since the BIG EAST Conference returned to its basketball-centric heritage and a sweeping change in institutional membership. The academic and athletic accomplishments over the previous nine years have shown the BIG EAST to be a national leader in collegiate athletics.

Since the league's reconfiguration in 2013, the BIG EAST has established itself as one of the nation's elite conferences. That proactive reputation has only been enhanced in the past few years when the BIG EAST responded to the challenges of a global pandemic while also establishing advocacy platforms to assist the conference's institutions and student-athletes in engaging in educational and social justice efforts.

Dynamic leadership has been a staple of the BIG EAST throughout its history.

Val Ackerman, who previously served as founding President of the WNBA, President of USA Basketball and U.S. representative to the International Basketball Federation (FIBA), was named the BIG EAST's fifth Commissioner in 2013. Under her leadership, the BIG EAST has maintained its reputation for achievement at the highest levels and continued its influence on the national collegiate landscape, with numerous conference and campus administrators currently serving on important NCAA committees.

Ackerman is one of the few sports executives who has held leadership positions in both men's and women's sports at the collegiate, professional, national team and international level. In 2021, she was inducted into the Naismith Memorial Basketball Hall of Fame.

The BIG EAST grew to 11 members in 2020. The University of Connecticut, a member of the conference from 1979 to 2013, was readmitted. UConn brings a rich history of academic and athletic excellence, especially in the sport of basketball. The Huskies' women's program, which won eight of its 11 national championships as a BIG EAST member, continued its unparalleled national success by advancing to its 14th straight Final Four and 23rd overall in 2022.

In the sports venues, the BIG EAST has produced 12 national champions over the past nine academic years. Seven BIG EAST teams have captured national titles, including two in men's basketball. BIG EAST student-athletes have won national championships in five individual events.

In the classrooms, BIG EAST athletic programs have been recognized by the NCAA. The conference was tied for third this past year among D-I conferences for its impressive Graduate Success Rate (GSR) of 95 percent with all 11 schools registering 90 percent or better for 2021-22. All 11 league members had GSR rates of 92 percent or better.

Forty-seven BIG EAST athletic teams posted a 3.3 or better GPA for the 2021-22 academic year. Over 2,700 BIG EAST student-athletes qualified for the BIG EAST All-Academic Team (3.0 GPA or better) amounting to 75 percent of all league student-athletes among the 11 member schools.

Outside of the arenas and playing fields, the BIG EAST has always adhered to an unwavering commitment to academic integrity, athletic excellence and community service while offering opportunities to help student-athletes to reach their potential as students, athletes and leaders.

In the summer of 2020, the conference launched "BE the Change," a conference-wide advocacy platform that enables BIG EAST stakeholders to engage on a range of contemporary racial and social justice issues. The "BE the Change" initiative continues in 2022-23.

Also in 2020, the BIG EAST created a partnership with RISE, a leading provider of educational programming that equips sports leaders to create positive change on racism, social justice and equality issues.

The conference has also launched BIG EAST University, a virtual educational service which enhances the student-athlete experience with career professional development programming primarily through webinars.

In December of 2012, DePaul, Georgetown, Marquette, Providence, St. John's, Seton Hall and Villanova announced their intention to separate from the conference's FBS football-playing schools and form an independent association. The seven schools reached an agreement to retain the BIG EAST name and assume the conference's long-term pact with Madison Square Garden to host the BIG EAST Men's Basketball Tournament. The schools also announced the addition of three distinguished institutions — Butler, Creighton and Xavier — and forged a landmark, long-term broadcast partnership with FOX Sports. The new era officially began on July 1, 2013.

The BIG EAST has been lauded as a longstanding leader in innovative concepts, particularly television, and that reputation continues with the conference's relationship with FOX Sports. The BIG EAST has enjoyed a successful multi-year partnership with FOX Sports and its national cable network FS1. FOX's comprehensive coverage of BIG EAST men's basketball includes the broadcast of all regular-season games on FOX, FS1, or FS2, as well as the BIG EAST Tournament at Madison Square Garden, college basketball's longest-running postseason conference tourney held at the same venue.

BIG EAST institutions are located in eight of the nation's 37 largest media markets, including New York, Chicago, Philadelphia, Washington, D.C., Indianapolis, Hartford/New Haven, Cincinnati and Milwaukee.

FOX Sports platforms carry extensive coverage of women's basketball regular-season play and the BIG EAST Women's Basketball Tournament. Every Olympic sport championship is carried on a network or digital platform.

Prior to the start of the 2022-23 academic year, the BIG EAST signed a multi-year agreement with FloSports, a leading sports streaming service, to remain the home of the BIG EAST Digital Network. The pact with FloSports includes coverage of women's basketball, Olympic sports events and men's and women's basketball shoulder programming with a total of more than 600 events.

BIG EAST Conference | 2022-23

Founded in 1979 by Dave Gavitt, the former Providence men's basketball coach and athletic director, the BIG EAST Conference became a reality in May of 1979. Providence, St. John's, Georgetown, Syracuse, Seton Hall, Connecticut and Boston College formed the original seven-school alliance, and the conference became an immediate national power in men's basketball. While the composition of the BIG EAST has evolved, the focus of its schools has not changed, reflecting a tradition of emphasizing academic strength and fair play.

To complement its athletic successes, the conference established BIG EAST Serves in 2014 to align with the service missions of the member institutions. Initiatives housed under the BIG EAST Serves umbrella, the BIG EAST Career Consortium and the national partnership with the It's On Us campaign against campus sexual assaults, reflect the conference's commitment to developing the complete BIG EAST student-athlete and making a positive contribution to campus communities. The BIG EAST hosts a Well Being Forum online series to help provide institutional personnel with information, insights and basic training so they can better support the mental and physical health of their student-athletes.

Commissioner Ackerman and the BIG EAST have taken a leadership role in Sport at the Service of Humanity, an initiative created by the Vatican's Pontifical Council for Culture to focus on how sport and faith can drive positive social change. Ackerman was a delegate at the inaugural Vatican conference and has served on an advisory committee to develop the framework and content for the initiative.

The BIG EAST hosts Freshmen Fundamentals, a unique program designed to assist men's basketball student-athletes in the transition from high school to college and the elite level of BIG EAST basketball. The league hosts Transition Game for women's basketball, which assists women's basketball student-athletes in the transition from college player to emerging professional on and off the court.

The conference crowns champions in 22 sports. Men's basketball teams have earned 42 NCAA invitations in eight tournaments (2014-2022), averaging 5.25 per season.

BIG EAST men's basketball programs have enjoyed extraordinary success. UConn has captured NCAA Championship crowns in 2014, 2011, 2004 and 1999. Villanova has won national titles in 2018, 2016 and 1985. Georgetown and Marquette also have won the national championship. Butler, DePaul, Providence, St. John's and Seton Hall have all made the Final Four. The BIG EAST placed three men's basketball teams in the 1985 Final Four — Georgetown, St. John's and Villanova—still the only occurrence in NCAA history.

The BIG EAST has achieved recent success in other sports as well. The Georgetown men's soccer team won the 2019 NCAA title. A BIG EAST team has won the NCAA women's cross country championship in four of the last 13 years (Villanova twice, Providence and Georgetown once), with one runner-up finish (Providence). Georgetown's women's soccer team reached the College Cup in 2018 and 2016. Connecticut has won three national field hockey championships in nine years. Denver, an affiliate member in men's lacrosse, won the NCAA crown in 2015.

In the 43 years since the original league opened its doors, BIG EAST teams have won 42 national championships in eight different sports with 145 student-athletes winning individual national titles.



Villanova head coach Jay Wright (L) and BIG EAST Commissioner Val Ackerman (R) were part of the Naismith Basketball Hall of Fame Class of 2021



The University of Connecticut rejoined the BIG EAST prior to the 2020-21 season



Georgetown men's soccer won the 2019 NCAA Soccer Championship

Butler University Bulldogs

QUICK FACTS

Location..... Indianapolis, Ind.
 Nickname..... Bulldogs
 Enrollment..... 5,567
 Director of Athletics Barry Collier
 Home Court Hinkle Fieldhouse (9,100)
 2021-22 Record..... 1-27
 2021-22 BIG EAST Record/Finish..... 0-18/11th
 Letterwinners Returning/Lost..... 5/7
 Starters Returning/Lost..... 2/3



Barry Collier
Director of Athletics



Austin Parkinson
Head Coach



Trinity White, So., G
Top Returner

Coaching Staff

Head Coach..... Austin Parkinson (Purdue '04)
 Assistant Coach..... Latrell Fleming (Wisconsin '06)
 Assistant Coach..... Kristin Wodrich (UMBC '08)
 Assistant Coach..... Holly Hoopingarner (IUPUI '20)
 Director of Operations Megan Berry (Ball State '19)
 Coordinator of Recruiting & Creative Content
 Jasmyn Walker (Western Michigan '19)

Media Relations

SID Contact..... Kit Stetzel
 Office Phone 317-940-9994
 Cell Phone 317-828-9312
 Email Address..... cbstetze@butler.edu



2022-23 Butler Roster

No.	Name	Pos.	Cl.	Ht.	Hometown / High School (Previous School)
3	Madison Royal-Davis	G	So.	5-11	Toledo, Ohio / Toledo Christian
4	Jessica Carrothers	G	Fr.	5-7	Crown Point, Ind. / Crown Point
5	Shay Frederick	G	Gr.	5-7	Greenville, Wis. / Hortonville (Valparaiso)
10	Trinity White	G	So.	5-9	McKinney, Texas / McKinney
11	Tenley Dowell	G	R-Jr.	6-0	Morton, Ill. / Morton
12	Chloe Jeffers	G	Fr.	5-10	Delaware, Ohio / Delaware Hayes
14	Rachel McLimore	G/F	Gr.	5-10	Zionsville, Ind. / Zionsville IUPUI
21	Caroline Strande	G	So.	5-11	Racine, Wis. / Racine Lutheran Minnesota
22	Rosemarie Dumont	F	Jr.	6-3	Québec City, Canada / Cegep de Sainte Foy
23	Jordan Meulemans	G	Fr.	6-0	De Pere, Wis. / De Pere
30	Abby Stoddard	G/F	Jr.	6-1	Crown Point, Ind. / Crown Point
32	Sydney Jaynes	F	So.	6-3	Brownstown, Ind. / Trinity Lutheran
34	Anna Mortag	F	So.	6-1	Milwaukee, Wis. / Brookfield Central (IUPUI)
44	Kelsy Taylor	F	Gr.	6-2	Louisville, Ky. / New Albany (Trine)
55	Kendall Wingler	G	R-So.	5-10	Ekron, Ky. / Meade County (Eastern Kentucky)

Butler In The BIG EAST

	Overall	BIG EAST	Reg. Season Finish
2013-14	15-16	10-8	6th
2014-15	14-16	10-8	tied-5th
2015-16	10-21	4-14	9th
2016-17	6-25	2-16	10th
2017-18	15-17	6-12	8th
2018-19	23-10	11-7	3rd
2019-20	19-11	11-7	tied-3rd
2020-21	3-17	3-15	10th
2021-22	1-27	0-18	11th

2022-23 Butler Schedule

November		Time (ET)	Coverage
Date	Opponent		
9	Chicago State	7 p.m.	FloSports
13	IUPUI	2 p.m.	FloSports
17	at Ball State	6:30 p.m.	
21	Tennessee State	7 p.m.	FloSports
25	vs. Sacred Heart - <i>Florida Atlantic Tourn.</i>	2 p.m.	
26	vs. Binghamton - <i>Florida Atlantic Tourn.</i>	TBA	
December			
2	ST. JOHN'S	7 p.m.	BEDN/ FloSports
4	DePAUL	2 p.m.	BEDN/ FloSports
7	Southern Indiana	7 p.m.	FloSports
11	Illinois	2 p.m.	FloSports
18	at MARQUETTE	3 p.m.	FloSports
21	at INDIANA	TBA	
28	at XAVIER	1 p.m.	BEDN/ FloSports
31	at SETON HALL	4 p.m.	BEDN/ FloSports
January			
3	CONNECTICUT	7 p.m.	SNY
8	at VILLANOVA	2 p.m.	BEDN/ FloSports
11	at GEORGETOWN	7 p.m.	BEDN/ FloSports
14	CREIGHTON	4 p.m.	FSI
18	PROVIDENCE	7 p.m.	BEDN/ FloSports
21	at CONNECTICUT	Noon	SNY
25	at ST. JOHN'S	7 p.m.	BEDN/ FloSports
29	MARQUETTE	2 p.m.	BEDN/ FloSports
February			
4	VILLANOVA	2 p.m.	BEDN/ FloSports
8	at DePAUL	8 p.m.	BEDN/ FloSports
11	at PROVIDENCE	1 p.m.	BEDN/ FloSports
15	GEORGETOWN	7 p.m.	BEDN/ FloSports
21	XAVIER	7 p.m.	BEDN/ FloSports
24	SETON HALL	7 p.m.	BEDN/ FloSports
27	at CREIGHTON	7 p.m.	BEDN/ FloSports

Parkinson's Year-By-Year History

Year	School	Overall	BIG EAST	NCAA	WNIT
			Tournament	Postseason	
2010-11	IUPUI	4-24			
2011-12	IUPUI	13-19			
2012-13	IUPUI	20-12			0-1
2013-14	IUPUI	23-10			1-1
2014-15	IUPUI	15-16			
2015-16	IUPUI	21-11			1-1
2016-17	IUPUI	24-9			0-1
2017-18	IUPUI	22-10			0-1
2018-19	IUPUI	20-12			0-1
2019-20	IUPUI	23-8			
2020-21	IUPUI	15-5			
2021-22	IUPUI	24-5		0-1	
CAREER	12 years	224-141		0-1	2-6
		.614		.000	.250

Parkinson's record

Career Record (12 years)
224-141 (.614)
Butler Record (7 years)
90-117 (.435)
BIG EAST Regular Season Record
(7 years)
47-79 (.373)
BIG EAST Tournament Record
(7 appearances)
3-7 (.300)
NCAA Record
n/a
WNIT Record (1 appearance)
2-1 (.667)

Butler | 2021-22 Statistics

RECORD:	OVERALL HOME AWAY NEUTRAL				ATTENDANCE SUMMARY			
ALL GAMES	1-27	1-16	0-10	0-1		GAMES	TOTALS	AVG/GAME
CONFERENCE	0-18	0-10	0-8	0-0	HOME	17	13336	784
NON-CONFERENCE	1-9	1-6	0-2	0-1	AWAY	10	6402	640
					NEUTRAL	1	4347	4347
					TOTAL	28	24085	860

DATE	TIME	OPPONENT	SCORE	ATTEND	HIGH POINTS	HIGH REBOUNDS
11/10/21	7:00 pm	INDIANA	63-86	L 2360	(20)Richard,Alex	(5)Dowell,Tenley
11/13/21	12:00 pm	WESTERN ILLINOIS	46-73	L 462	(10)Sexton,Emilia	(8)Dowell,Tenley
11/16/21	7:00 pm	BALL STATE	56-70	L 634	(17)Wingler,Kendall	(8)Dowell,Tenley
						(8)White,Trinity
11/20/21	12:00 pm	AUSTIN PEAY	65-68	L 458	(17)Richard,Alex	(6)Richard,Alex
11/23/21	12:00 pm	SIUE	74-87	L 320	(16)Jackson,Zoe	(4)Stoddard,Abby
11/28/21	3:00 pm	at IUPUI	47-80	L 441	(17)Taborn,Celena	(4)Dowell,Tenley
12/03/21	7:00 pm	* at DePaul	64-101	L 1036	(14)Richard,Alex	(7)Dowell,Tenley
12/05/21	2:00 pm	* at Marquette	45-59	L 1015	(14)Taborn,Celena	(10)Taborn,Celena
12/10/21	6:00 pm	DENVER	94-100	LO4 572	(33)Taborn,Celena	(10)Taborn,Celena
12/12/21	2:00 pm	at Illinois	66-78	L 1015	(21)White,Trinity	(8)Richard,Alex
12/22/21	1:00 pm	EVANSVILLE	75-67	L 698	(26)Taborn,Celena	(9)Dowell,Tenley
12/29/21	2:00 pm	* at Xavier	55-77	L 402	(15)Sexton,Emilia	(6)White,Trinity
01/12/22	7:00 pm	* UCONN	47-92	L 2772	(13)Taborn,Celena	(7)Dowell,Tenley
01/19/22	6:00 pm	* CREIGHTON	44-95	L 386	(12)White,Trinity	(4)Dowell,Tenley
01/21/22	7:00 pm	* DEPAUL	69-103	L 607	(19)Sexton,Emilia	(8)Taborn,Celena
01/23/22	2:00 pm	* MARQUETTE	48-78	L 689	(14)Taborn,Celena	(5)Taborn,Celena
01/28/22	12:00 pm	* at Villanova	44-59	L 519	(10)White,Trinity	(8)Taborn,Celena
						(8)Richard,Alex
01/30/22	2:00 pm	* at Georgetown	62-78	L	(21)Taborn,Celena	(8)Taborn,Celena
02/06/22	2:00 pm	* SETON HALL	56-72	L 689	(17)Dowell,Tenley	(9)Dowell,Tenley
02/09/22	7:00 pm	* ST. JOHN'S	61-73	L 457	(13)Taborn,Celena	(10)Taborn,Celena
02/11/22	7:00 pm	* at Providence	53-64	L 364	(24)Taborn,Celena	(7)Dowell,Tenley
						(7)Taborn,Celena
02/13/22	1:00 pm	* at Creighton	49-96	L 1184	(14)Wingler,Kendall	(6)Taborn,Celena
						(6)Richard,Alex
02/16/22	7:00 pm	* PROVIDENCE	41-69	L 518	(14)Taborn,Celena	(5)Jaynes,Sydney
						(5)Taborn,Celena
02/20/22	7:00 pm	* XAVIER	54-73	L 445	(12)Jaynes,Sydney	(7)Richard,Alex
02/22/22	11:00 am	* at Seton Hall	55-84	L 426	(15)Taborn,Celena	(6)Taborn,Celena
02/25/22	7:00 pm	* VILLANOVA	36-72	L 422	(12)Taborn,Celena	(5)Wingler,Kendall
02/27/22	2:00 pm	* GEORGETOWN	48-69	L 847	(11)Sexton,Emilia	(11)Dowell,Tenley
03/04/22	4:00 pm	vs Seton Hall	39-58	L 4347	(10)Jaynes,Sydney	(7)Taborn,Celena

* indicates conference game

PLAYERS RETURNING			TOTAL			3-PTS			REBOUNDS		
##	Player	GP GS	Min Avg	FG FGA Pct	3FG FGA Pct	FT FTA Pct	Off Def Tot Avg	PF FO	A TO	Blk Stl	Pts Avg
10	White,Trinity	23 16	583 25.3	63 202 .312	20 74 .270	26 33 .788	24 58 82 3.6	39 1	37 69	0 8	172 7.5
	Conference-Only...	13 8	308 23.7	31 112 .277	4 30 .133	12 17 .706	13 29 42 3.2	17 0	21 40	0 7	78 6.0
11	Dowell,Tenley	28 21	722 25.8	58 166 .349	33 110 .300	32 37 .865	34 109 143 5.1	49 0	25 55	1 24	181 6.5
	Conference-Only...	18 15	498 27.7	42 122 .344	26 82 .317	18 22 .818	18 71 89 4.9	34 0	14 36	1 19	128 7.1
55	Wingler,Kendall	26 11	668 25.7	47 164 .287	38 120 .317	8 9 .889	3 58 61 2.3	16 0	30 45	1 21	140 5.4
	Conference-Only...	18 5	399 22.2	27 95 .284	21 68 .309	7 8 .875	1 28 29 1.6	7 0	17 26	1 13	82 4.6
32	Jaynes,Sydney	28 13	553 19.8	62 136 .456	5 18 .278	14 22 .636	23 56 79 2.8	51 1	31 57	15 10	143 5.1
	Conference-Only...	18 10	352 19.6	33 78 .423	4 13 .308	9 12 .750	11 33 44 2.4	26 0	20 35	5 6	79 4.4
30	Stoddard,Abby	13 0	76 5.8	2 14 .143	1 5 .200	0 0 .000	6 9 15 1.2	8 0	1 7	1 4	5 0.0
	Conference-Only...	5 0	19 3.8	0 3 .000	0 1 .000	0 0 .000	0 2 2 0.4	1 0	0 3	1 2	0 0.0
03	Royal-Davis, Madison	1 0	3 3.0	0 2 .000	0 1 .000	0 0 .000	0 0 0 0.0	0 0	0 0	1 0	0 0.0
	Conference-Only...	0 0	0 0.0	0 0 .000	0 0 .000	0 0 .000	0 0 0 0.0	0 0	0 0	0 0	0 0.0
PLAYERS NOT RETURNING			TOTAL			3-PTS			REBOUNDS		
##	Player	GP GS	Min Avg	FG FGA Pct	3FG FGA Pct	FT FTA Pct	Off Def Tot Avg	PF FO	A TO	Blk Stl	Pts Avg
00	Taborn,Celena	25 22	624 25.0	133 197 .675	1 12 .083	54 82 .659	54 84 138 5.5	49 0	28 60	15 9	321 12.8
	Conference-Only...	18 17	446 24.8	90 134 .672	0 9 .000	32 48 .667	43 59 102 5.7	35 0	17 50	10 5	212 11.8
20	Richard,Alex	26 12	467 18.0	80 176 .455	0 0 .000	32 54 .593	38 75 113 4.3	35 0	28 55	15 11	192 7.4
	Conference-Only...	18 5	302 16.8	44 109 .404	0 0 .000	15 30 .500	27 49 76 4.2	16 0	12 34	12 2	103 5.7
13	Jackson,Zoe	27 20	745 27.6	66 209 .316	14 96 .146	37 61 .607	7 64 71 2.6	42 0	80 94	1 16	183 6.8
	Conference-Only...	17 12	418 24.6	34 131 .260	7 61 .115	13 24 .542	4 41 45 2.6	20 0	37 59	1 5	88 5.2
05	Sexton,Emilia	28 18	788 28.1	60 186 .323	43 143 .301	8 8 1.000	9 59 68 2.4	45 0	34 51	0 24	171 6.1
	Conference-Only...	18 12	492 27.3	41 120 .342	29 92 .315	6 6 1.000	7 39 46 2.6	26 0	20 32	0 13	117 6.5
34	Tanner,Kate	18 3	182 10.1	9 18 .500	1 1 1.000	7 14 .500	18 13 31 1.7	35 0	9 17	3 8	26 1.4
	Conference-Only...	16 3	165 10.3	8 16 .500	1 1 1.000	7 14 .500	17 13 30 1.9	34 0	9 16	3 7	24 1.5
25	Ross,Ellen	24 3	275 11.5	7 35 .200	2 20 .100	6 8 .750	1 31 32 1.3	33 0	15 16	2 3	22 0.9
	Conference-Only...	17 3	201 11.8	6 27 .222	2 17 .118	6 8 .750	1 25 26 1.5	25 0	14 11	1 2	20 1.2
02	Parker,Genesis	1 1	14 14.0	0 4 .000	0 1 .000	0 0 .000	0 2 2 2.0	1 0	1 3	0 0	0 0.0
	Conference-Only...	0 0	0 0.0	0 0 .000	0 0 .000	0 0 .000	0 0 0 0.0	0 0	0 0	0 0	0 0.0
TM	TEAM.....					43	56 99 3.5	0	27	0	0
	Conference-Only...					31	34 65 3.6	0	19	0	0
	Total.....	28		587 1509 .389	158 601 .263	224 328 .683	260 674 934 33.4	403 2	319 556	55 138	1556 55.6
	Conference-Only...	18		356 947 .376	94 374 .251	125 189 .661	173 423 596 33.1	241 0	181 361	35 81	931 51.7
	Opponents.....	28		837 1836 .456	257 727 .354	250 351 .712	349 692 1041 37.2	384 -	552 320	100 260	2181 77.9

BUTLER**TEAM-BY-TEAM SERIES RECORDS**

vs.	BE Regular Season			Tournament W-L	Non BIG EAST
	W-L	Home	Away		
Connecticut	0-3	0-2	0-1	0-0	0-0
Creighton	8-9	5-4	3-5	0-3	0-0
DePaul	1-17	0-9	1-8	0-1	0-4
Georgetown	9-9	5-4	4-5	0-0	0-0
Marquette	4-14	1-8	3-6	0-1	5-3
Providence	10-8	5-4	5-4	1-1	0-0
St. John's	4-13	2-7	2-6	0-0	0-0
Seton Hall	5-13	4-5	1-8	0-2	0-0
Villanova	6-12	3-6	3-6	0-1	0-0
Xavier	10-7	5-4	5-3	2-0	17-14

ALL-TIME YEAR-BY-YEAR ALL-BIG EAST AWARDS

Year	Player	Award
19-20	Kristen Spolyar	First Team
19-20	Oumou Toure	All-Freshman Team
18-19	Tori Schickel	Second Team
18-19	Whitney Jennings	Honorable Mention
18-19	Michelle Weaver	Defensive Player of the Year
18-19	Kurt Godlevske	Coach of the Year
17-18	Tori Schickel	First Team
17-18	Whitney Jennings	Honorable Mention
16-17	Tori Schickel	Second Team
16-17	Sydney Shelton	All-Freshman Team
14-15	Ijeoma Uchendu	First Team
14-15	Loryn Goodwin	Honorable Mention
14-15	Sydney Buck	All-Freshman Team
13-14	Liz Stratman	Honorable Mention, Defensive Player of the Year
13-14	Daress McLung	Second Team

University of Connecticut Huskies

QUICK FACTS

Location..... Storrs, Conn.
 Nickname..... UConn, Huskies
 Enrollment 32,257
 Director of Athletics David Benedict
 Home Court..... Gampel Pavilion (10,167); XL Center (15, 558)
 2021-22 Record..... 30-6
 2021-22 BIG EAST Record/Finish 16-1/First
 Letterwinners Returning/Lost..... 7/4
 Starters Returning/Lost 3/2

Coaching Staff

Head Coach..... Geno Auriemma (West Chester '81)
 Associate Head Coach..... Chris Dailey (Rutgers '82)
 Assistant Coach..... Jamelle Elliott (UConn '96)
 Assistant Coach..... Morgan Valley (UConn '04)

Media Relations

SID Contact..... Anna LaBonte
 Office Phone 860-486-2241
 Cell Phone 860-617-6092
 Email Address..... anna.labonte@uconn.edu
 Website www.UConnHuskies.com



David Benedict
Director of Athletics



Geno Auriemma
Head Coach



Azzi Fudd, So., G
Top Returner



2022-23 UConn Roster

No.	Name	Pos.	Cl.	Ht.	Hometown / High School (Previous School)
3	Aaliyah Edwards	F	Jr.	6-3	Kingston, Ontario / Crestwood Preparatory College
5	Paige Bueckers	G	Jr.	5-11	Hopkins, Minn. / Hopkins HS
10	Nika Mühl	G	Jr.	5-10	Zagreb, Croatia / Ill. Gimnazija Zagreb
11	Lou Lopez Sénéchal	G/F	Gr.	6-1	Grenoble, France / Fairfield
14	Dorka Juhász	F	Gr.	6-5	Pecs, Hungary / Ohio State
25	Ice Brady	F	Fr.	6-3	San Diego, Calif. / Cathedral Catholic HS
33	Caroline Ducharme	G	So.	6-2	Milton, Mass. / Noble & Greenough School
34	Ayanna Patterson	F	Fr.	6-2	Fort Wayne, Ind. / Homestead HS
35	Azzi Fudd	G	So.	5-11	Arlington, Va. / St. John's College HS
42	Amari DeBerry	F	So.	6-5	Williamsville, N.Y. / Williamsville South HS
44	Aubrey Griffin	F	R-Jr.	6-1	Ossining, N.Y. / Ossining HS

UConn In The BIG EAST

	Overall	BIG EAST	Reg. Seas. Finish
1982-83	9-18	1-7	9th
1983-84	9-20	0-8	9th
1984-85	9-18	3-13	tied-7th
1985-86	12-15	4-12	7th
1986-87	14-13	9-7	tied-4th
1987-88	17-11	9-7	5th
1988-89	24-6	13-2	1st
1989-90	25-6	14-2	tied-1st
1990-91	29-5	14-2	1st
1991-92	23-11	13-5	tied-2nd
1992-93	18-11	12-6	3rd
1993-94	30-3	17-1	1st
1994-95	35-0	18-0	1st
1995-96	34-4	17-1	1st BE 6
1996-97	33-1	18-0	1st BE 6
1997-98	34-3	17-1	1st BE 6
1998-99	29-5	17-1	tied-1st
1999-00	36-1	16-0	1st
2000-01	32-3	15-1	tied-1st
2001-02	39-0	16-0	1st
2002-03	37-1	16-0	1st
2003-04	31-4	14-2	1st
2004-05	25-8	13-3	tied-2nd
2005-06	32-5	14-2	1st
2006-07	32-4	16-0	1st
2007-08	36-2	15-1	1st
2008-09	39-0	16-0	1st
2009-10	39-0	16-0	1st
2010-11	36-2	16-0	1st
2011-12	33-5	13-3	tied-2nd
2012-13	35-4	14-2	2nd
2020-21	28-2	18-0	1st
2021-22	30-6	16-1	1st

2022-23 UConn Schedule

November			
Date	Opponent	Time (ET)	Coverage
10	Northeastern	7 p.m.	SNY
14	Texas	6:30 p.m.	FS1
20	NC State	1 p.m.	FS1
25	vs. Duke - <i>Phil Knight Legacy</i>	6 p.m.	ESPN2/ESPNU
27	vs. Iowa/Oregon State - <i>Phil Knight Legacy</i>	TBD	TBD
December			
2	PROVIDENCE	7 p.m.	SNY
4	at Notre Dame	3 p.m.	ABC
8	Princeton	7 p.m.	SNY
11	at Maryland	TBD	ABC
18	vs. Florida State - <i>Hall of Fame Showcase</i>	1 p.m.	ESPN
21	SETON HALL	7 p.m.	SNY
28	at CREIGHTON	8:30 p.m.	SNY
31	MARQUETTE	Noon	SNY
January			
3	at BUTLER	7 p.m.	SNY
5	at XAVIER	7 p.m.	SNY
8	DePAUL	1:30 p.m.	SNY
11	at ST. JOHN'S	8 p.m.	SNY
15	GEORGETOWN	4 p.m.	SNY
19	at SETON HALL	7 p.m.	SNY
21	BUTLER	Noon	NSY
26	at Tennessee	TBD	TBD
29	VILLANOVA	2 p.m.	CBSSN
February			
1	at PROVIDENCE	7 p.m.	SNY
5	South Carolina	Noon	FOX
8	at MARQUETTE	8 p.m.	SNY
11	at GEORGETOWN	5 p.m.	SNY
15	CREIGHTON	7 p.m.	SNY
18	at VILLANOVA	2:30 p.m.	FOX
21	ST. JOHN'S	7 p.m.	SNY
25	at DePAUL	2 p.m.	FOX
27	XAVIER	7 or 8 p.m.	CBSSN

Auriemma's Year-By-Year History

Year	School	Overall	BIG EAST	BIG EAST Tournament	NCAA Postseason
1985-86	UConn	12-15	4-12 (7th)	0-1	
1986-87	UConn	14-13	9-7 (T-4th)	0-1	
1987-88	UConn	17-11	9-7 (5th)	0-1	
1988-89	UConn	24-6	13-2 (1st)	3-0	0-1
1989-90	UConn	25-6	14-2 (T-1st)	2-1	0-1
1990-91	UConn	29-5	14-2 (1st)	3-0	3-1 (NCAA Final Four)
1991-92	UConn	23-11	13-5 (T-2nd)	2-1	1-1
1992-93	UConn	18-11	12-6 (3rd)	1-1	0-1
1993-94	UConn	30-3	17-1 (1st)	3-0	3-1 (NCAA Elite Eight)
1994-95	UConn	35-0	18-0 (1st)	3-0	6-0 (National Champions)
1995-96	UConn	34-4	17-1 (1st)	3-0	4-1 (Final Four)
1996-97	UConn	33-1	18-0 (1st)	3-0	3-1 (Elite Eight)
1997-98	UConn	34-3	17-1 (1st)	3-0	3-1 (Elite Eight)
1998-99	UConn	29-5	17-1/T-1st	3-0	2-1 (Sweet 16)
1999-00	UConn	36-1	16-0 (1st)	3-0	6-0 (National Champions)
2000-01	UConn	32-3	15-1 (T-1st)	3-0	4-1 (Final Four)
2001-02	UConn	39-0	16-0 (1st)	3-0	6-0 (National Champions)
2002-03	UConn	37-1	16-0 (1st)	2-1	6-0 (National Champions)
2003-04	UConn	31-4	14-2 (1st)	1-1	6-0 (National Champions)
2004-05	UConn	25-8	13-2 (T-2nd)	3-0	2-1 (Sweet 16)
2005-06	UConn	32-5	14-2 (2nd)	3-0	3-1 (Elite Eight)
2006-07	UConn	32-4	16-0 (1st)	2-1	3-1 (Elite Eight)
2007-08	UConn	36-2	17-1 (1st)	3-0	4-1 (Final Four)
2008-09	UConn	39-0	16-0 (1st)	3-0	6-0 (National Champions)
2009-10	UConn	39-0	16-0 (1st)	3-0	6-0 (National Champions)
2010-11	UConn	36-2	16-0 (1st)	3-0	4-1 (Final Four)
2011-12	UConn	33-5	13-3 (T-2nd)	3-0	4-1 (Final Four)
2012-13	UConn	35-4	14-2 (2nd)	2-1	6-0 (National Champions)
2013-14	UConn	40-0			6-0 (National Champions)
2014-15	UConn	38-1			6-0 (National Champions)
2015-16	UConn	38-0			6-0 (National Champions)
2016-17	UConn	36-1			4-1 (Final Four)
2017-18	UConn	36-1			4-1 (Final Four)
2018-19	UConn	35-3			4-1 (Final Four)
2019-20	UConn	29-3			*
2020-21	UConn	28-2	18-0 (1st)	3-0	4-1 (Final Four)
2021-22	UConn	30-6	16-1	3-0	5-1 (National Runner-Up)
Career	36 Years	1,149-150 .885	436-62 .876	72-10 .878	130-22 .855

Auriemma's record

Career Record (37 years)
1,149-150 (.885)
UConn Record (37 years)
1,149-150 (.885)
BIG EAST Regular Season Record
(30 years)
436-62 (.876)
BIG EAST Tournament Record
(30 appearances)
72-10 (.878)
NCAA Record (33 appearances)
130-22 (.855)

UConn | 2021-22 Statistics

RECORD:

ALL GAMES	28-2	11-0	10-1	7-1
CONFERENCE	18-0	9-0	9-0	0-0
NON-CONFERENCE	10-2	2-0	1-1	7-1

ATTENDANCE SUMMARY

	GAMES	TOTALS	AVG/GAME
HOME	11	0	0
AWAY	11	10874	989
NEUTRAL	8	8170	1021
TOTAL	30	19044	635

fan attendance was limited/restricted due to COVID-19 pandemic in 20-21

DATE	TIME	OPPONENT	SCORE	ATTEND	HIGH POINTS	HIGH REBOUNDS
12/12/20	1:00 am	UMASS LOWELL	W 79-23		(17)Bueckers,Paige	(9)Nelson-Ododa,Olivia (9)Bueckers,Paige
12/15/20	6:30 pm	* at Seton Hall	W 92-65		(25)Bueckers,Paige	(10)Nelson-Ododa,Olivia
12/17/20	6:30 pm	* CREIGHTON	W 80-47		(24)Nelson-Ododa,Olivia	(8)Griffin,Aubrey (8)Williams,Christyn
12/19/20	1:00 pm	* XAVIER	W 106-59		(24)Williams,Christyn	(11)Nelson-Ododa,Olivia
12/22/20	7:00 pm	* at Villanova	W 90-52		(19)Nelson-Ododa,Olivia (19)Bueckers,Paige	(9)Makurat,Anna
12/29/20	6:30 pm	* DEPAUL	W 75-52		(18)Bueckers,Paige	(14)Nelson-Ododa,Olivia
01/09/21	1:00 pm	* PROVIDENCE	W 87-50		(23)Bueckers,Paige	(9)Griffin,Aubrey
01/19/21	6:30 pm	* BUTLER	W 103-35		(18)Nelson-Ododa,Olivia	(10)Griffin,Aubrey
01/21/21	7:00 pm	* at Tennessee	W 67-61	3553	(20)Williams,Christyn	(11)Nelson-Ododa,Olivia
01/23/21	2:00 pm	* GEORGETOWN	W 72-41		(19)Nelson-Ododa,Olivia	(9)Nelson-Ododa,Olivia
01/28/21	5:00 pm	* at Arkansas	W 87-90	L 4400	(27)Bueckers,Paige	(6)Edwards,Aaliyah (6)Griffin,Aubrey (6)Westbrook,Evina
01/31/21	12:00 pm	* at DePaul	W 100-67		(29)Williams,Christyn	(14)Westbrook,Evina
02/03/21	6:30 pm	* ST. JOHN'S	W 94-62		(32)Bueckers,Paige	(9)Edwards,Aaliyah
02/05/21	6:00 pm	* at Marquette	W 87-58		(30)Bueckers,Paige	(8)Nelson-Ododa,Olivia
02/08/21	7:00 pm	* SOUTH CAROLINA	WOT 63-59		(31)Bueckers,Paige	(7)Griffin,Aubrey (7)Nelson-Ododa,Olivia
02/10/21	6:30 pm	* SETON HALL	W 70-49		(23)Bueckers,Paige	(13)Nelson-Ododa,Olivia
02/12/21	6:00 pm	* at Georgetown	W 64-40		(19)Williams,Christyn (19)Bueckers,Paige	(7)Griffin,Aubrey (7)Williams,Christyn
02/17/21	6:00 pm	* at St. John's	W 77-32		(21)Williams,Christyn	(8)Westbrook,Evina
02/20/21	3:00 pm	* at Xavier	W 83-32	922	(22)Williams,Christyn	(11)Edwards,Aaliyah
02/25/21	4:00 pm	* at Creighton	W 81-49	278	(19)Muhl,Nika	(11)Nelson-Ododa,Olivia
02/27/21	4:30 pm	* at Butler	W 97-68	1721	(24)Edwards,Aaliyah	(14)Edwards,Aaliyah
03/01/21	8:00 pm	* MARQUETTE	W 63-53		(19)Nelson-Ododa,Olivia	(10)Nelson-Ododa,Olivia
03/06/21	12:00 pm	* vs St. John's	W 77-41		(17)Bueckers,Paige	(11)Nelson-Ododa,Olivia
03/07/21	3:00 pm	* vs Villanova	W 84-39		(26)Williams,Christyn	(7)Nelson-Ododa,Olivia (7)Westbrook,Evina
03/08/21	8:00 pm	* vs Marquette	W 73-39		(23)Bueckers,Paige	(8)Edwards,Aaliyah
03/21/21	7:00 pm	* vs High Point	W 102-59		(24)Bueckers,Paige	(12)Edwards,Aaliyah
03/23/21	8:00 pm	* vs Syracuse	W 83-47		(20)Bueckers,Paige	(8)Nelson-Ododa,Olivia
03/27/21	12:00 pm	* vs Iowa	W 92-72		(27)Williams,Christyn	(11)Nelson-Ododa,Olivia
03/29/21	6:00 pm	* vs Baylor	W 69-67	3377	(28)Bueckers,Paige	(8)Nelson-Ododa,Olivia
04/02/21	8:30 pm	* vs Arizona	W 59-69	L 4793	(20)Williams,Christyn	(7)Edwards,Aaliyah

* indicates conference game

PLAYERS RETURNING

##	Player	GP	GS	Min	Avg	TOTAL			3-PTS			REBOUNDS					PF	FO	A	TO	Blk	Stl	Pts	Avg		
						FG	FGA	Pct	3FG	FGA	PctFT	FTA	Pct	Off	Def	Tot									Avg	
05	Bueckers,Paige	17	13	497	29.2	105	193	.544	18	51	.353	20	28	.714	1	67	68	4.0	19	0	67	29	11	25	248	14.6
	Conference-Only...	3	2	60	20.0	15	24	.625	1	4	.250	2	2	1.000	0	14	14	4.7	4	0	13	0	5	33	11.0	
35	Fudd,Azzi	25	17	698	27.9	107	234	.457	58	135	.430	31	34	.912	8	59	67	2.7	26	0	24	26	17	25	303	12.1
	Conference-Only...	11	7	308	28.0	58	112	.518	27	60	.450	13	13	1.000	2	32	34	3.1	13	0	9	12	8	11	156	14.2
33	Ducharme,Caroline	31	11	650	21.0	121	266	.455	34	118	.288	27	36	.750	24	75	99	3.2	51	1	40	50	15	27	303	9.8
	Conference-Only...	14	8	358	25.6	73	155	.471	20	69	.290	17	21	.810	11	44	55	3.9	29	0	26	30	8	20	183	13.1
03	Edwards,Aaliyah	36	26	898	24.9	122	234	.521	2	5	.400	37	50	.740	74	109	183	5.1	86	3	51	74	18	40	283	7.9
	Conference-Only...	17	10	418	24.6	64	118	.542	0	2	.000	16	18	.889	39	47	86	5.1	36	1	25	37	10	22	144	8.5
14	Juhasz,Dorka	32	15	634	19.8	86	188	.457	15	48	.313	47	77	.610	59	123	182	5.7	37	0	55	40	17	15	234	7.3
	Conference-Only...	15	11	330	22.0	55	106	.519	11	33	.333	21	34	.618	33	63	96	6.4	13	0	36	17	15	7	142	9.5
10	Muhl,Nika	33	19	715	21.7	50	116	.431	25	73	.342	2	9	.222	24	76	100	3.0	65	0	87	51	6	47	127	3.8
	Conference-Only...	17	14	456	26.8	32	78	.410	16	50	.320	1	2	.500	15	46	61	3.6	35	0	60	32	4	37	81	4.8
42	DeBerry,Amari	16	0	83	5.2	9	35	.257	3	14	.214	4	6	.667	3	7	10	0.6	8	0	12	7	7	3	25	1.6
	Conference-Only...	9	0	58	6.4	6	26	.231	3	14	.214	2	4	.500	1	3	4	0.4	5	0	11	5	7	2	17	1.9

PLAYERS NOT RETURNING

##	Player	GP	GS	Min	Avg	TOTAL			3-PTS			REBOUNDS					PF	FO	A	TO	Blk	Stl	Pts	Avg		
						FG	FGA	Pct	3FG	FGA	PctFT	FTA	Pct	Off	Def	Tot									Avg	
13	Williams,Christyn	33	33	1117	33.8	184	405	.454	50	148	.338	50	73	.685	35	77	112	3.4	64	0	75	55	13	49	468	14.2
	Conference-Only...	15	15	514	34.3	98	194	.505	30	71	.423	19	28	.679	14	41	55	3.7	26	0	37	24	8	30	245	16.3
20	Nelson-Ododa,Olivia	33	31	898	27.2	119	200	.595	3	11	.273	62	92	.674	78	168	246	7.5	94	3	116	71	55	39	303	9.2
	Conference-Only...	14	12	362	25.9	58	95	.611	3	11	.273	32	47	.681	33	77	110	7.9	33	1	61	24	24	21	151	10.8
22	Westbrook,Evina	36	15	988	27.4	117	270	.433	39	128	.305	50	71	.704	18	115	133	3.7	54	1	113	65	8	50	323	9.0
	Conference-Only...	17	6	476	28.0	56	120	.467	16	59	.271	17	24	.708	10	54	64	3.8	20	0	59	27	5	31	145	8.5
32	Gabriel,Plath	13	0	64	4.9	17	30	.567	0	0	.000	5	8	.625	8	17	25	1.9	10	0	3	13	0	1	39	3.0
	Conference-Only...	9	0	56	6.2	15	26	.577	0	0	.000	5	8	.625	7	16	23	2.6	8	0	2	10	0	1	35	3.9
11	McLean,Mir	3	0	8	2.7	0	1	.000	0	0	.000	0	2	.000	1	1	2	0.7	0	0	0	0	0	0	0	0.0
	Conference-Only...	1	0	4	4.0	0	0	.000	0	0	.000	0	2	.000	1	0	1	1.0	0	0	0	0	0	0	0	0.0
TM	TEAM.....													68	95	163	4.5	0			23			0		
	Conference-Only...													26	36	62	3.6	0			8			0		
	Total.....	36				1037	2172	.477	247	731	.338	335	486	.689	401	989	1390	38.6	514	8	643	504	167	321	2656	73.8
	Conference-Only...	17				530	1054	.503	127	373	.340	145	203	.714	192	473	665	39.1	222	2	339	226	89	187	1332	78.4
	Opponents.....	36				739	2074	.356	199	706	.282	300	419	.716	370	788	1158	32.2	532	-	380	578	89	212	1977	54.9
	Conference-Only...	17				328	959	.342	87	339	.257	120	159	.755	165	350	515	30.3	230	3	179	304	34	88	863	50.8

UCONN

TEAM-BY-TEAM SERIES RECORDS

vs.	BE Regular Season			Tournament	Non
	W-L	Home	Away	W-L	BIG EAST
Butler	3-0	1-0	2-0	0-0	0-0
Creighton	4-0	2-0	2-0	0-0	1-0
DePaul	12-0	7-0	5-0	3-0	6-1
Georgetown	42-6	21-2	21-4	5-0	2-0
Marquette	13-0	6-0	7-0	2-0	0-0
Providence	38-11	21-4	17-7	4-2	1-8
St. John's	38-11	19-4	19-7	6-1	2-5
Seton Hall	46-4	24-1	22-3	6-1	3-5
Villanova	33-14	16-7	17-7	6-2	2-0
Xavier	4-0	2-0	2-0	0-0	1-0

ALL-TIME YEAR-BY-YEAR ALL-BIG EAST AWARDS

Year	Player	Award
03-04	Diana Taurasi	First Team, Player of the Year
03-04	Barbara Turner	Second Team
03-04	Ann Strother	Third Team
03-04	Liz Sherwood	All-Freshman Team
02-03	Diana Taurasi	First Team, Player of the Year
02-03	Ann Strother	Third Team, All-Freshman Team
02-03	Geno Auriemma	Coach of the Year
02-03	Barbara Turner	All-Freshman Team
02-03	Ashley Battle	Defensive Player of the Year
01-02	Sue Bird	First Team, Player of the Year
01-02	Asja Jones	First Team
01-02	Diana Taurasi	First Team
01-02	Swin Cash	First Team
01-02	Tamika Williams	Third Team
01-02	Geno Auriemma	Coach of the Year
00-01	Svetlana Abrosimova	First Team
00-01	Sue Bird	First Team
00-01	Swin Cash	Second Team
00-01	Shea Ralph	Second Team
00-01	Diana Taurasi	All-Rookie Team
99-00	Svetlana Abrosimova	First Team
99-00	Shea Ralph	First Team, Player of the Year
99-00	Sue Bird	Second Team
99-00	Swin Cash	Third Team
99-00	Tamika Williams	Third Team
99-00	Kenitra Johnson	All-Rookie Team
99-00	Geno Auriemma	Coach of the Year (co)
98-99	Svetlana Abrosimova	First Team, Player of the Year
98-99	Shea Ralph	Second Team
98-99	Ashja Jones	All-Rookie Team
98-99	Tamika Williams	All-Rookie Team, Rookie of the Year
97-98	Nykesha Sales	First Team, Player of the Year, Defensive Player of the Year
97-98	Svetlana Abrosimova	Second Team, All-Rookie Team
97-98	Rita Williams	Second Team
97-98	Paige Sauer	Third Team
96-97	Kara Wolters	First Team, Player of the Year
96-97	Carla Berube	Second Team
96-97	Shea Ralph	All-Rookie Team, Rookie of the Year
96-97	Geno Auriemma	Coach of the Year
96-97	Nykesha Sales	First Team, Defensive Player of the Year
95-96	Jennifer Rizzotti	First Team, Player of the Year, Scholar-Athlete of the Year
95-96	Kara Wolters	First Team
95-96	Nykesha Sales	Second Team
94-95	Rebecca Lobo	First Team, Player of the Year, Scholar-Athlete of the Year
94-95	Jennifer Rizzotti	First Team
94-95	Jamelle Elliott	Second Team
94-95	Kara Wolters	Second Team
94-95	Nykesha Sales	All-Rookie Team, Rookie of the Year
94-95	Geno Auriemma	Coach of the Year
93-94	Rebecca Lobo	First Team, Player of the Year, Scholar-Athlete of the Year
93-94	Jennifer Rizzotti	Second Team
93-94	Carla Berube	All-Rookie Team
93-94	Kara Wolters	All-Rookie Team
93-94	Jamelle Elliott	Second Team
92-93	Rebecca Lobo	First Team
92-93	Jennifer Rizzotti	All-Rookie Team, Rookie of the Year (Co)
92-93	Jamelle Elliott	All-Rookie Team
91-92	Wendy Davis	First Team, Scholar-Athlete of the Year
91-92	Meghan Pattyson	Third Team
91-92	Rebecca Lobo	All-Rookie Team, Rookie of the Year
90-91	Kerry Bascom	First Team, Player of the Year
90-91	Laura Lishness	First Team
89-90	Kerry Bascom	First Team, Player of the Year
89-90	Laura Lishness	Second Team
89-90	Kris Lamb	Third Team
89-90	Kathy Ferrier	All-Rookie Team
88-89	Kerry Bascom	First Team, Player of the Year
88-89	Kris Lamb	Second Team
88-89	Meghan Pattyson	All-Rookie Team
88-89	Geno Auriemma	Coach of the Year
87-88	Renee Najarian	First Team
87-88	Laura Lishness	All-Rookie Team
87-88	Kerry Bascom	All-Rookie Team, Freshman of the Year
86-87	Renee Najarian	First Team
86-87	Kris Lamb	All-Rookie Team, Freshman of the Year
86-87	Heidi Robbins	All-Rookie Team
85-86	Peggy Walsh	First Team
84-85	Leigh Curl	Second Team

ALL-TIME YEAR-BY-YEAR ALL-BIG EAST AWARDS

Year	Player	Award
21-22	Nika Muhl	Defensive Player of the Year
21-22	Olivia Nelson-Ododa	First Team
21-22	Christyn Williams	First Team
21-22	Caroline Ducharme	Second Team, All-Freshman Team
21-22	Azzi Fudd	All-Freshman Team
20-21	Paige Bueckers	First Team, All-Freshman Team, Freshman of the Year, Player of the Year
20-21	Christyn Williams	First Team
20-21	Olivia Nelson-Ododa	Second Team, Co-Defensive Player of the Year
20-21	Aaliyah Edwards	All-Freshman Team, Sixth-Woman Award
20-21	Geno Auriemma	Coach of the Year
12-13	Stefanie Dolson	First Team
12-13	Kaleena Mosqueda-Lewis	First Team
12-13	Kelly Faris	Second Team, Most Improved Player (Co), Defensive Player of the Year
12-13	Bria Hartley	Honorable Mention
12-13	Breanna Stewart	Honorable Mention, All-Freshman Team
12-13	Moriah Jefferson	All-Freshman Team
11-12	Bria Hartley	First Team
11-12	Tiffany Hayes	First Team
11-12	Kaleena Mosqueda-Lewis	Second Team, All-Freshman Team, Sixth-Man Award, Freshman of the Year
11-12	Stefanie Dolson	Honorable Mention
11-12	Kiah Stokes	All-Freshman Team
10-11	Tiffany Hayes	First Team
10-11	Maya Moore	First Team, Player of the Year, Scholar-Athlete of the Year
10-11	Bria Hartley	Second Team, All-Freshman Team, Freshman of the Year
10-11	Kelly Faris	Honorable Mention
10-11	Stefanie Dolson	All-Freshman Team
10-11	Geno Auriemma	Coach of the Year
09-10	Tina Charles	First Team, Player of the Year
09-10	Kalana Greene	First Team
09-10	Geno Auriemma	Coach of the Year (co)
09-10	Maya Moore	First Team, Scholar-Athlete of the Year
09-10	Tiffany Hayes	Second Team
09-10	Kelly Faris	All-Freshman Team
08-09	Tina Charles	First Team
08-09	Renee Montgomery	First Team, Sportsmanship Award
08-09	Maya Moore	First Team, Player of the Year
08-09	Tiffany Hayes	All-Freshman Team
07-08	Tina Charles	First Team
07-08	Renee Montgomery	First Team
07-08	Maya Moore	First Team, All-Freshman Team, Freshman of the Year, Player of the Year
07-08	Ketia Swanier	Honorable Mention, Sixth-Man Award
07-08	Geno Auriemma	Coach of the Year (co)
07-08	Lorin Dixon	All-Freshman Team
06-07	Renee Montgomery	First Team
06-07	Tina Charles	Second Team, All-Freshman Team, Freshman of the Year
06-07	Kalana Greene	Second Team
06-07	Charde Houston	Second Team
06-07	Kaili McLaren	All-Freshman Team
05-06	Ann Strother	First Team
05-06	Charde Houston	Honorable Mention
05-06	Barbara Turner	Second Team
05-06	Renee Montgomery	All-Freshman Team, Freshman of the Year
05-06	Mel Thomas	Honorable Mention, Most Improved
04-05	Ann Strother	First Team
04-05	Charde Houston	Third Team, All-Freshman Team
04-05	Jessica Moore	Honorable Mention
04-05	Barbara Turner	Honorable Mention

Creighton University Bluejays

QUICK FACTS

Location..... Omaha, Neb.
 Nickname..... Bluejays
 Enrollment..... 8,770
 Director of Athletics..... Marcus Blossom
 Home Court..... D.J. Sokol Arena (2,500)
 2021-22 Record..... 23-10
 2021-22 BIG EAST Record/Finish..... 15-5/Third
 Letterwinners Returning/Lost..... 8/3
 Starters Returning/Lost..... 4/1

Coaching Staff

Head Coach..... Jim Flanery (Creighton '87)
 Assistant Coach..... Carli Berger (Creighton '14)
 Assistant Coach..... Jordann Reese (Drake '10)
 Director of Operations..... Jenny Vickers (Creighton '03)
 Program Advisor for Women's Basketball..... Connie Yori

Media Relations

SID Contact..... Glen Sisk
 Office Phone..... 402-280-2433
 Cell Phone..... 402-515-7528
 Email Address..... glensisk@creighton.edu
 Website..... www.GoCreighton.com



Marcus Blossom
Director of Athletics



Jim Flanery
Head Coach



Emma Ronsiek, Jr. F
Top Returner



2022-23 Creighton Roster

No.	Name	Pos.	Cl.	Ht.	Hometown / High School (Previous School)
2	Kennedy Townsend	G	Fr.	5-10	Kansas City, Mo. / Park Hill
4	Lexi Unruh	G	R-Fr.	6-1	Sioux Falls, S.D. / Sioux Falls Christian
11	Kiani Lockett	G	Fr.	5-8	Minneapolis, Minn. / Minnetonka
12	Jayne Horan	G	Jr.	5-10	Omaha, Neb. / Millard South
13	Rachael Saunders	G	Gr.	5-9	Iowa City, Iowa / Iowa City West
14	Mallory Brake	F	Jr.	6-0	Hastings, Minn. / Hastings
15	Lauren Jensen	G	Jr.	5-10	Lakeville, Minn. / Lakeville North
21	Molly Mogensen	G	Jr.	5-7	Farmington, Minn. / Farmington
22	Carly Bachelor	G/F	Sr.	6-0	Topeka, Kan. / Washburn Rural
23	Brittany Harshaw	G	Fr.	6-1	Andover, Kan. / Andover Central
30	Morgan Maly	G/F	Jr.	6-1	Crete, Neb. / Crete
31	Emma Ronsiek	F	Jr.	6-1	Sioux Falls, S.D. / O'Gorman

Creighton In The BIG EAST

	Overall	BIG EAST	Reg. Seas. Finish
2013-14	20-14	12-6	tied-3rd
2014-15	17-14	10-8	tied-5th
2015-16	17-18	8-10	tied-7th
2016-17	24-8	16-2	tied-1st
2017-18	19-13	11-7	4th
2018-19	15-16	8-10	tied-6th
2019-20	19-11	11-7	tied-3rd
2020-21	10-12	6-7	6th
2021-22	23-10	15-5	3rd

2022-23 Creighton Schedule

November			
Date	Opponent	Time (ET)	Coverage
7	at South Dakota State	TBA	
10	at South Dakota	TBA	
15	Nebraska	7 p.m.	FloSports
20	at Northern Iowa	TBA	
22	at Omaha	8:05 p.m.	
25	at XAVIER	Noon	BEDN/FloSports
December			
2	at VILLANOVA	7 p.m.	BEDN/FloSports
4	at ST.JOHN'S	2 p.m.	BEDN/FloSports
10	Drake	7 p.m.	FloSports
17	Arkansas	2 p.m.	FloSports
20	at Stanford	10 p.m.	
28	CONNECTICUT	8:30 p.m.	SNY
31	at DePAUL	4 p.m.	FOX
January			
4	PROVIDENCE	7 p.m.	BEDN/FloSports
8	MARQUETTE	4 p.m.	CBSSN
11	SETON HALL	9 p.m.	FSI
14	at BUTLER	4 p.m.	FSI
20	VILLANOVA	9 p.m.	FSI
24	at PROVIDENCE	7 p.m.	BEDN/FloSports
28	at GEORGETOWN	1 p.m.	BEDN/FloSports
February			
1	DePAUL	7 p.m.	BEDN/FloSports
4	ST.JOHN'S	2 p.m.	BEDN/FloSports
7	at SETON HALL	7 p.m.	BEDN/FloSports
12	XAVIER	2 p.m.	BEDN/FloSports
15	at CONNECTICUT	7 p.m.	SNY
18	GEORGETOWN	2 p.m.	BEDN/FloSports
22	at MARQUETTE	8 p.m.	BEDN/FloSports
27	BUTLER	7 p.m.	BEDN/FloSports

Flanery's Year-By-Year History

Year	School	Overall	BIG EAST	BIG EAST Tournament	NCAA Postseason	WNIT
2002-03	Creighton	24-9				3-1
2003-04	Creighton	24-9				5-0
2004-05	Creighton	19-10				0-1
2005-06	Creighton	8-21				
2006-07	Creighton	13-19				
2007-08	Creighton	21-12				1-1
2008-09	Creighton	22-12				1-1
2009-10	Creighton	21-11				1-1
2010-11	Creighton	18-13				0-1
2011-12	Creighton	20-13			0-1	
2012-13	Creighton	25-8			1-1	
2013-14	Creighton	20-14	12-6 (T-3rd)	1-1		1-1
2014-15	Creighton	17-14	10-8 (T-5th)	0-1		0-1
2015-16	Creighton	17-18	8-10 (T-7th)	3-1		0-1
2016-17	Creighton	24-8	16-2 (T-1st)	1-1	1-1	
2017-18	Creighton	19-13	11-7 (4th)	1-1	1-1	
2018-19	Creighton	15-16	8-10 (T-6th)	1-1		
2019-20	Creighton	19-11	11-7 (T-3rd)	0-1		
2020-21	Creighton	10-12	6-7 (6th)	2-1		1-1
2021-22	Creighton	23-10	15-5 (3rd)	0-1	3-1	
Career	20 Years	379-253 .600	97-60 .618	9-9 .500	6-5 .545	13-10 .565

Flanery's record

Career Record (20 years)
379-253 (.600)
Creighton Record (20 years)
379-253 (.600)
BIG EAST Regular Season Record
(9 years)
97-60 (.618)
BIG EAST Tournament Record
(9 appearances)
9-9 (.500)
NCAA Record (5 appearances)
6-5 (.545)
WNIT Record (12 appearances)
13-10 (.565)

Creighton | 2021-22 Statistics

RECORD:	OVERALL HOME AWAY NEUTRAL				ATTENDANCE SUMMARY				
ALL GAMES	23-10	12-3	9-5	2-2			GAMES	TOTALS	AVG/GAME
CONFERENCE	15-5	8-2	7-3	0-0	HOME	15	15163	1011	
NON-CONFERENCE	8-5	4-1	2-2	2-2	AWAY	14	35597	2543	
					NEUTRAL	4	34250	8562	
					TOTAL	33	85010	2576	

DATE	TIME	OPPONENT	SCORE	ATTEND	HIGH POINTS	HIGH REBOUNDS
11/10/21	6:00 pm	at Drake	79-82 L	1850	(15)Maly,Morgan	(5)Horan,Jayme
11/13/21	1:00 pm	OMAHA	71-51 W	879	(16)Jensen,Lauren	(7)Bachelor,Carly
11/17/21	7:00 pm	at Nebraska	62-67 L	4042	(17)Bachelor,Carly	(1)Bachelor,Carly
11/21/21	7:00 pm	SOUTH DAKOTA STATE	67-55 W	864	(18)Ronsiek,Emma	(9)Ronsiek,Emma
11/27/21	1:00 pm	NORTHERN IOWA	79-72 W	792	(25)Ronsiek,Emma	(5)Brotzki,Payton
12/03/21	12:00 pm	* GEORGETOWN	64-38 W	416	(12)Maly,Morgan	(5)Bachelor,Carly
12/05/21	1:00 pm	* VILLANOVA	72-58 W	581	(23)Jensen,Lauren	(6)Ronsiek,Emma
12/12/21	1:00 pm	* ARIZONA STATE	69-62 W	735	(23)Bachelor,Carly	(6)Maly,Morgan
12/16/21	6:30 pm	* SOUTH DAKOTA	71-73 L	1067	(23)Ronsiek,Emma	(7)Brotzki,Payton
12/19/21	1:00 pm	* at Providence	71-56 W	180	(19)Jensen,Lauren	(5)Bachelor,Carly
12/21/21	1:00 pm	* at Arkansas	81-72 W	3216	(20)Maly,Morgan	(7)Mogensen,Molly
01/02/22	2:00 pm	* at Xavier	67-51 W	349	(14)Maly,Morgan	(7)Jensen,Lauren
01/07/22	6:30 pm	* MARQUETTE	62-45 W	986	(14)Jensen,Lauren	(6)Ronsiek,Emma
01/09/22	1:00 pm	* at UCONN	55-63 L	6636	(15)Jensen,Lauren	(5)Jensen,Lauren
01/14/22	6:30 pm	* SETON HALL	83-60 W	843	(27)Ronsiek,Emma	(5)Maly,Morgan
01/16/22	1:00 pm	* ST. JOHN'S	86-80 W	1221	(30)Ronsiek,Emma	(6)Ronsiek,Emma
01/19/22	6:00 pm	* at Butler	95-44 W	386	(20)Ronsiek,Emma	(6)Ronsiek,Emma
01/21/22	7:00 pm	* at Georgetown	80-70 W		(22)Jensen,Lauren	(6)Jensen,Lauren
01/23/22	1:00 pm	* at Villanova	64-74 L	759	(16)Ronsiek,Emma	(8)Ronsiek,Emma
01/28/22	4:00 pm	* PROVIDENCE	95-71 W	1018	(20)Jensen,Lauren	(6)Rembao,Tatum
02/02/22	6:30 pm	* UCONN	56-76 L	2279	(15)Mogensen,Molly	(5)Brake,Mallory
02/04/22	7:00 pm	* at DePaul	77-68 W	949	(23)Ronsiek,Emma	(5)Maly,Morgan
02/06/22	1:00 pm	* at Marquette	47-50 L	1719	(14)Maly,Morgan	(8)Bachelor,Carly
02/11/22	6:30 pm	* XAVIER	68-47 W	1249	(18)Jensen,Lauren	(7)Saunders,Rachael
02/13/22	1:00 pm	* BUTLER	96-49 W	1184	(23)Jensen,Lauren	(8)Ronsiek,Emma
02/18/22	1:00 pm	* at St. John's	107-59 W	385	(16)Jensen,Lauren	(10)Bachelor,Carly
02/20/22	1:00 pm	* at Seton Hall	97-91 WO2	744	(26)Ronsiek,Emma	(5)Ronsiek,Emma
02/27/22	11:00 am	* DEPAUL	84-90 L	1049	(19)Ronsiek,Emma	(13)Ronsiek,Emma
03/05/22	9:30 pm	vs Seton Hall	65-66 L	4478	(13)Ronsiek,Emma	(9)Ronsiek,Emma
03/18/22	12:30 pm	vs Colorado	84-74 W	14382	(20)Maly,Morgan	(7)Jensen,Lauren
03/20/22	12:00 pm	at Iowa	64-62 W	14382	(19)Jensen,Lauren	(8)Maly,Morgan
03/25/22	9:30 pm	vs Iowa State	76-68 W	8811	(21)Maly,Morgan	(13)Maly,Morgan
03/27/22	7:00 pm	vs South Carolina	50-80 L	6579	(12)Jensen,Lauren	(8)Jensen,Lauren

PLAYERS RETURNING		TOTAL										3-PTS			REBOUNDS													
##	Player	GP	GS	Min	Avg	FG	FGA	Pct	3FG	FGA	Pct	FT	FTA	Pct	Off	Def	Tot	Avg	PF	FO	A	TO	Blk	Stl	Pts	Avg		
31	Ronsiek,Emma	32	32	907	28.3	174	360	.483	42	124	.339	55	79	.696	51	110	161	5.0	57	0	81	47	28	25	445	13.9		
	Conference-Only...	20	20	552	27.6	114	233	.489	32	86	.372	35	48	.729	39	67	106	5.3	40	0	52	30	14	19	295	14.8		
15	Jensen,Lauren	33	32	965	29.2	150	343	.437	82	189	.434	31	37	.838	22	111	133	4.0	41	2	64	53	3	24	413	12.5		
	Conference-Only...	20	19	579	29.0	102	226	.451	61	137	.445	13	18	.722	15	63	78	3.9	23	1	39	31	1	18	278	13.9		
30	Maly,Morgan	32	1	685	21.4	140	327	.428	80	214	.374	32	35	.914	42	86	128	4.0	43	0	49	49	8	8	392	12.3		
	Conference-Only...	19	0	397	20.9	84	196	.429	50	134	.373	14	14	1.000	24	51	75	3.9	23	0	35	32	4	7	232	12.2		
22	Bachelor,Carly	33	33	675	20.5	101	183	.552	15	49	.306	31	42	.738	45	92	137	4.2	40	0	35	26	6	18	248	7.5		
	Conference-Only...	20	20	420	21.0	67	116	.578	8	29	.276	15	22	.682	30	59	89	4.5	25	0	22	14	5	11	157	7.9		
21	Mogensen,Molly	33	0	681	20.6	74	153	.484	27	60	.450	34	44	.773	21	81	102	3.1	59	0	91	58	1	50	209	6.3		
	Conference-Only...	20	0	422	21.1	44	91	.484	15	39	.385	17	22	.773	9	41	50	2.5	39	0	55	34	0	35	120	6.0		
13	Saunders,Rachael	33	3	636	19.3	61	142	.430	18	56	.321	38	57	.667	43	70	113	3.4	85	3	49	30	11	29	178	5.4		
	Conference-Only...	20	3	407	20.4	45	96	.469	12	39	.308	25	38	.658	25	40	65	3.3	49	2	34	17	7	16	127	6.4		
12	Horan,Jayme	25	0	215	8.6	31	70	.443	15	44	.341	4	7	.571	15	21	36	1.4	20	0	16	15	1	6	81	3.2		
	Conference-Only...	16	0	149	9.3	21	49	.429	12	33	.364	2	4	.500	9	12	21	1.3	11	0	12	9	0	4	56	3.5		
14	Brake,Mallory	33	0	304	9.2	38	75	.507	1	6	.167	10	15	.667	19	42	61	1.8	43	1	15	15	22	15	87	2.6		
	Conference-Only...	20	0	208	10.4	24	49	.490	1	6	.167	9	13	.692	12	30	42	2.1	26	1	12	11	14	11	58	2.9		
PLAYERS NOT RETURNING		TOTAL										3-PTS			REBOUNDS													
##	Player	GP	GS	Min	Avg	FG	FGA	Pct	3FG	FGA	Pct	FT	FTA	Pct	Off	Def	Tot	Avg	PF	FO	A	TO	Blk	Stl	Pts	Avg		
02	Rembao,Tatum	33	33	997	30.2	84	212	.396	22	81	.272	45	68	.662	20	100	120	3.6	78	0	200	69	10	32	235	7.1		
	Conference-Only...	20	20	594	29.7	43	108	.398	9	42	.214	21	31	.677	9	69	78	3.9	43	0	130	44	7	24	116	5.8		
33	Brotzki,Payton	30	30	468	15.6	53	108	.408	27	71	.380	8	11	.727	17	72	89	3.0	43	0	57	39	3	22	141	4.7		
	Conference-Only...	17	17	252	14.8	30	66	.455	13	36	.361	2	3	.667	13	41	54	3.2	22	0	37	19	2	15	75	4.4		
24	Dworak,Chloe	18	1	117	6.5	5	14	.357	5	14	.357	0	0	.000	4	5	9	0.5	7	0	11	7	0	2	15	0.8		
	Conference-Only...	10	1	70	7.0	4	11	.364	4	11	.364	0	0	.000	1	3	4	0.4	3	0	6	5	0	2	12	1.2		
TM	TEAM.....														46	52	98	3.0	0		13							
	Conference-Only...														25	55	2.8	0			11							
	Total.....	33				911	2009	.453	334	908	.368	288	395	.729	345	842	1187	36.0	516	6	668	421	93	231	2444	74.1		
	Conference-Only...	20				578	1241	.466	217	592	.367	153	213	.718	216	501	717	35.8	304	4	434	257	54	162	1526	76.3		
	Opponents.....	33				800	1912	.418	184	554	.332	340	454	.749	299	788	1087	32.9	479	-	438	452	110	197	2124	64.4		
	Conference-Only...	20				467	1130	.413	106	320	.331	200	268	.746	175	468	643	32.2	265	3	266	304	61	126	1240	62.0		

CREIGHTON**TEAM-BY-TEAM SERIES RECORDS**

vs.	BE Regular Season			Tournament	Non
	W-L	Home	Away	W-L	BIG EAST
Butler	9-8	5-3	4-5	3-0	0-0
Connecticut	0-4	0-2	0-2	0-0	0-1
DePaul	5-13	1-8	4-5	0-1	1-2
Georgetown	14-4	8-1	6-3	1-0	0-0
Marquette	10-8	7-2	3-6	0-3	5-2
Providence	14-3	7-2	7-1	1-0	1-0
St. John's	9-7	4-4	5-3	1-4	1-1
Seton Hall	12-5	6-2	6-3	2-1	0-0
Villanova	9-8	6-2	3-6	1-0	0-0
Xavier	15-2	8-0	7-2	0-0	0-0

ALL-TIME YEAR-BY-YEAR ALL-BIG EAST AWARDS

Year	Player	Award
21-22	Emma Ronsiek	First Team
21-22	Morgan Maly	Sixth-Woman of the Year
21-22	Lauren Jenson	Most Improved Player (Co), Second Team
20-21	Temi Carda	Second Team
20-21	Emma Ronsiek	All-Freshman Team
19-20	Jaylyn Agnew	First Team, Player of the Year
19-20	Temi Carda	Honorable Mention
18-19	Audrey Faber	First Team
17-18	Jaylyn Agnew	Second Team
17-18	Audrey Faber	Second Team
17-18	Sydney Lamberty	Honorable Mention
17-18	Temi Carda	All-Freshman Team
16-17	Audrey Faber	First Team
16-17	Marissa Janning	Second Team
16-17	Jaylyn Agnew	All-Freshman Team, Freshman of the Year
16-17	Brianna Rollerson	Most Improved Player (Co)
16-17	Lauren Works	Sportsmanship Award
15-16	Audrey Faber	Honorable Mention, All-Freshman Team
14-15	Marissa Janning	First Team, Sportsmanship Award
14-15	Alexis Akin-Otiko	Second Team, Most Improved Player
14-15	Sydney Lamberty	All-Freshman Team
13-14	Marissa Janning	First Team, Player of the Year
13-14	McKenzie Fujan	Second Team
13-14	Sarah Nelson	Second Team

DePaul University Blue Demons

QUICK FACTS

Location..... Chicago, Ill.
 Nickname..... Blue Demons
 Enrollment..... 21,922
 Director of Athletics..... DeWayne Peevy
 Home Court..... Wintrust Arena (10,387)
 2021-22 Record..... 22-11
 2021-22 BIG EAST Record/Finish..... 14-6/Fourth
 Letterwinners Returning/Lost..... 6/4
 Starters Returning/Lost..... 2/3



DeWayne Peevy
Director of Athletics



Doug Bruno
Head Coach



Aneesah Morrow, So. F
Top Returner

Coaching Staff

Head Coach..... Doug Bruno (DePaul '73)
 Associate Head Coach..... Jill M. Pizzotti (SE Missouri State '89)
 Assistant Coach..... Lisa Ryckbosch (Loyola '84)
 Assistant Coach..... Candis Blankson (DePaul '01)
 Director of Basketball Operations..... R'Keshia Smith (DePaul '17)

Media Relations

SID Contact..... Bob Sakamoto
 Office Phone..... 773-725-7525
 Cell Phone..... 630-445-3645
 Email Address..... rsakamot@depaul.edu
 Website..... www.DePaulBlueDemons.com



2022-23 DePaul Roster

No.	Name	Pos.	Cl.	Ht.	Hometown / High School (Previous School)
0	Tara Daye	G	Fr.	5-10	Newark, N.J. / University High
1	Keke Rimmer	G	Sr.	5-10	Maywood, Ill. / Proviso East
5	Madisen Wardell	G/F	Fr.	6-0	Southfield, Mich. / Detroit Edison
10	Haley Walker	G	Fr.	5-8	Burlington, Vt. / Rice Memorial
11	Kierra Collier	G	Sr.	5-6	Lee Summit, Mo. / Truman/Blue Valley North
12	Jade Edwards	G	Gr.	5-9	Chicago, Ill. / Latin
13	Maeve McErlane	G	Fr.	5-10	Havertown, Pa. / Notre Dame
15	Nazlah Morrow	F	Sr.	6-1	Chicago, Ill. / Simeon/Miami Dade
20	Zaria Hurston	F	Fr.	5-10	Decatur, Ga. / Norcross
21	Darrione Rogers	G	Jr.	5-11	Chicago, Ill. / Lake Park West
22	Anaya Peoples	G	Sr.	5-11	Danville, Ill. / Schlarman
24	Aneesah Morrow	F	So.	6-1	Chicago, Ill. / Simeon
33	Jorie Allen	F	Sr.	6-0	Bedford, Ind. / North Lawrence/Indiana
35	Kendall Holmes	G	Jr.	5-11	Plainfield, Ill. / Benet Academy

DePaul In The BIG EAST

	Overall	BIG EAST	Reg. Seas. Finish
2005-06	27-7	11-5	tied-3rd
2006-07	19-13	8-8	10th
2007-08	20-12	8-8	tied-8th
2008-09	23-10	10-6	tied-4th
2009-10	21-12	9-7	tied-6th
2010-11	29-7	13-3	tied-2nd
2011-12	23-11	9-7	8th
2012-13	21-12	9-7	tied-6th
2013-14	29-7	15-3	1st
2014-15	27-8	15-3	tied-1st
2015-16	27-9	16-2	1st
2016-17	27-8	16-2	tied-1st
2017-18	27-8	15-3	tied-1st
2018-19	26-8	14-4	2nd
2019-20	28-5	15-3	1st
2020-21	14-10	11-5	4th
2021-22	22-11	14-6	4th

2022-23 DePaul Schedule

Date	Opponent	Time (ET)	Coverage
November			
9	American	8 p.m.	FloSports
12	at Northern Illinois	TBA	
15	Cleveland State	8 p.m.	FloSports
20	Miami	5 p.m.	FloSports
25	vs. Maryland - Fort Myers Tip-Off	11 a.m.	FSI
26	vs. Pitt - Fort Myers Tip-Off	2 p.m.	
27	vs. Towson - Fort Myers Tip-Off	2 p.m.	
December			
4	at BUTLER	2 p.m.	BEDN/FloSports
7	at Loyola Chicago	TBA	
10	at Northwestern	TBA	
12	Howard	Noon	FloSports
18	GEORGETOWN	6 p.m.	BEDN/FloSports
21	Louisville	8:30 p.m.	FSI
28	PROVIDENCE	7 p.m.	BEDN/FloSports
31	CREIGHTON	4 p.m.	FOX
January			
4	MARQUETTE	8 p.m.	BEDN/FloSports
8	at CONNECTICUT	1:30 p.m.	SNY
11	VILLANOVA	8 p.m.	BEDN/FloSports
14	at XAVIER	2 p.m.	BEDN/FloSports
18	at GEORGETOWN	7 p.m.	BEDN/FloSports
21	ST. JOHN'S	5 p.m.	BEDN/FloSports
28	at SETON HALL	1 p.m.	BEDN/FloSports
February			
1	at CREIGHTON	7 p.m.	BEDN/FloSports
4	XAVIER	4 p.m.	BEDN/FloSports
8	BUTLER	8 p.m.	BEDN/FloSports
11	at ST. JOHN'S	TBA	BEDN/FloSports
15	SETON HALL	8 p.m.	BEDN/FloSports
18	at PROVIDENCE	Noon	BEDN/FloSports
21	at VILLANOVA	7 pm.	BEDN/FloSports
25	CONNECTICUT	2 p.m.	FOX
27	at MARQUETTE	9 p.m.	FSI

Bruno's Year-By-Year History

Year	School	Overall	BIG EAST	BIG EAST Tournament	NCAA Postseason	WNIT	NWIT
1976-77	DePaul	11-10					
1977-78	DePaul	16-6					
1988-89	DePaul	23-10					1-2
1989-90	DePaul	22-10			1-1		
1990-91	DePaul	19-12			0-1		
1991-92	DePaul	21-10			1-1		
1992-93	DePaul	20-9			0-1		
1993-94	DePaul	10-20					
1994-95	DePaul	20-9			0-1		
1995-96	DePaul	21-10			1-1		
1996-97	DePaul	20-9			0-1		
1997-98	DePaul	11-18					
1998-99	DePaul	12-15					
1999-00	DePaul	18-12				1-1	
2000-01	DePaul	18-14				1-1	
2001-02	DePaul	15-14				0-1	
2002-03	DePaul	22-10			0-1		
2003-04	DePaul	23-7			1-1		
2004-05	DePaul	26-5			1-1		
2005-06	DePaul	27-7	11-5 (T-3rd)	1-1	2-1 (Sweet 16)		
2006-07	DePaul	19-13	8-8 (10th)	1-1	0-1		
2007-08	DePaul	20-12	8-8 (T-8th)	1-1	0-1		
2008-09	DePaul	23-10	10-6 (T-4th)	1-1	0-1		
2009-10	DePaul	21-12	9-7 (T-6th)	1-1	0-1		
2010-11	DePaul	29-7	13-3 (T-2nd)	1-1	2-1 (Sweet 16)		
2011-12	DePaul	23-11	9-7(8th)	1-1	1-1		
2012-13	DePaul	21-12	9-7 (T-6th)	1-1	0-1		
2013-14	DePaul	29-7	15-3 (1st)	3-0	2-1 (Sweet 16)		
2014-15	DePaul	27-8	15-3 (T-1st)	3-0	1-1		
2015-16	DePaul	27-9	16-2 (1st)	1-1	2-1 (Sweet 16)		
2016-17	DePaul	27-8	16-2 (T-1st)	2-1	1-1		
2017-18	DePaul	27-8	15-3 (T-1st)	3-0	1-1		
2018-19	DePaul	26-8	14-4 (2nd)	3-0	1-1		
2019-20	DePaul	28-5	15-3 (1st)	3-0	*		
2020-21	DePaul	14-10	11-5 (4th)	0-1		0-2	
2021-22	DePaul	22-11	14-6	0-1	0-1		
Career	35 Years	758-368 .673	208-82 .717	26-12 .684	17-25 .405	2-5 .286	1-2 .333

*Earned automatic bid - NCAA Postseason canceled in 2020 due to COVID-19

Bruno's record

Career Record (38 years)
798-397 (.668)
DePaul Record (36 years)
758-368 (.673)
BIG EAST Regular Season Record
(17 years)
208-82 (.717)
BIG EAST Tournament Record
(17 appearances)
26-12 (.684)
NCAA Record (25 appearances)
17-25 (.405)
WNIT Record (4 appearances)
2-5 (.286)

DePaul | 2021-22 Statistics

RECORD:	OVERALL	HOME	AWAY	NEUTRAL
ALL GAMES	22-11	12-4	8-4	2-3
CONFERENCE	14-6	7-3	7-3	0-0
NON-CONFERENCE	8-5	5-1	1-1	2-3

ATTENDANCE SUMMARY	GAMES	TOTALS	AVG/GAME
HOME	16	19417	1214
AWAY	12	24081	2007
NEUTRAL	5	7058	1412
TOTAL	33	50556	1532

DATE	TIME	OPPONENT	SCORE	ATTEND	HIGH POINTS	HIGH REBOUNDS
11/09/21	7:00 pm	TEXAS SOUTHERN	W 114-71	929	(31)Morrow,Aneesah	(9)Morrow,Aneesah
11/12/21	7:00 pm	LOYOLA CHICAGO	W 87-53	1097	(23)Morris,Sonya	(11)Rogers,Darrione
11/15/21	7:00 pm	at Texas A&M	75-95 L	2922	(19)Held,Lexi	(14)Rogers,Darrione
11/21/21	5:00 pm	NORTHWESTERN	W 78-75	1140	(20)Morris,Sonya	(17)Morrow,Aneesah
11/25/21	12:00 pm	vs Rutgers	W 77-74		(16)Held,Lexi	(9)Rogers,Darrione
11/26/21	2:15 pm	vs Arizona	68-75 L	246	(24)Morrow,Aneesah	(16)Morrow,Aneesah
11/27/21	12:00 pm	vs Vanderbilt	W 91-74		(36)Morris,Sonya	(15)Morrow,Aneesah
12/03/21	7:00 pm	* BUTLER	W 101-64	1036	(19)Church,Deja	(6)Morrow,Aneesah
12/05/21	5:00 pm	* XAVIER	W 103-85	868	(24)Morrow,Aneesah	(19)Morrow,Aneesah
12/09/21	7:00 pm	at Kentucky	W 94-85	4906	(20)Church,Deja	(17)Morrow,Aneesah
12/14/21	11:00 am	NICHOLLS STATE	W 100-72	2339	(21)Morris,Sonya	(10)Morrow,Aneesah
12/16/21	7:00 pm	NORTHERN ILLINOIS	W 103-71	812	(20)Rogers,Darrione	(15)Morrow,Aneesah
12/19/21	1:00 pm	* at St. John's	W 107-93	438	(35)Morris,Sonya	(14)Morrow,Aneesah
12/22/21	7:30 pm	NOTRE DAME	86-91 L	1904	(19)Morrow,Aneesah	(10)Morrow,Aneesah
01/07/22	7:00 pm	* at Providence	W 98-77	203	(20)Church,Deja	(10)Morrow,Aneesah
01/12/22	7:00 pm	* at Marquette	85-88 LOT	1227	(21)Morrow,Aneesah	(17)Morrow,Aneesah
01/14/22	5:30 pm	* VILLANOVA	W 75-63	819	(25)Morris,Sonya	(11)Morrow,Aneesah
01/16/22	2:00 pm	* GEORGETOWN	W 102-69	973	(23)Morrow,Aneesah	(14)Morrow,Aneesah
01/21/22	7:00 pm	* at Butler	W 103-69	607	(33)Morrow,Aneesah	(15)Morrow,Aneesah
01/23/22	2:00 pm	* at Xavier	W 94-74	647	(32)Morrow,Aneesah	(15)Morrow,Aneesah
01/26/22	7:00 pm	* UCONN	78-80 L	1989	(30)Morrow,Aneesah	(14)Morrow,Aneesah
01/28/22	6:00 pm	* ST. JOHN'S	W 94-88	992	(24)Held,Lexi	(18)Morrow,Aneesah
01/30/22	4:30 pm	* at Seton Hall	W 85-65	993	(26)Morris,Sonya	(27)Morrow,Aneesah
02/04/22	7:00 pm	* CREIGHTON	68-77 L	949	(21)Morrow,Aneesah	(12)Morrow,Aneesah
02/06/22	2:00 pm	* PROVIDENCE	W 88-67	1313	(20)Church,Deja	(14)Morrow,Aneesah
02/11/22	7:00 pm	* at UCONN	60-84 L	8115	(20)Morrow,Aneesah	(16)Morrow,Aneesah
02/13/22	2:00 pm	* at Georgetown	WO2 105-104	203	(28)Morrow,Aneesah	(18)Morrow,Aneesah
02/16/22	7:00 pm	* MARQUETTE	W 77-66	1038	(23)Church,Deja	(17)Morrow,Aneesah
02/20/22	2:00 pm	* at Villanova	64-73 L	2771	(23)Morrow,Aneesah	(15)Morrow,Aneesah
02/25/22	7:00 pm	* SETON HALL	90-94 L	1219	(28)Morris,Sonya	(15)Morrow,Aneesah
02/27/22	11:00 am	* at Creighton	W 90-84	1049	(41)Morrow,Aneesah	(18)Morrow,Aneesah
03/05/22	2:30 pm	vs Marquette	85-105 L	6376	(29)Morrow,Aneesah	(6)Morrow,Aneesah
03/16/22	8:00 pm	vs Dayton	57-88 L	436	(28)Morrow,Aneesah	(17)Morrow,Aneesah

* indicates conference game

PLAYERS RETURNING				TOTAL				3-PTS				REBOUNDS														
##	Player	GP	GS	Min	Avg	FG	FGA	Pct	3FG	FGA	PctFT	FTA	Pct	Off	Def	Tot	Avg	PF	FO	A	TO	Blk	Stl	Pts	Avg	
24	Morrow,Aneesah	33	33	1009	30.6	286	551	.519	14	60	.233	136	193	.705	191	266	457	13.8	87	2	44	77	60	89	722	21.9
	Conference-Only...	20	20	645	32.2	188	349	.539	8	32	.250	85	115	.739	129	176	305	15.3	51	0	23	48	33	51	469	23.5
21	Rogers,Darrione	33	32	963	29.2	114	290	.393	62	153	.405	37	46	.804	50	134	184	5.6	68	2	89	54	11	32	327	9.9
	Conference-Only...	20	19	594	29.7	69	177	.390	41	95	.432	21	26	.808	23	80	103	5.2	35	0	59	22	7	19	200	10.0
04	Collier,Kierra	24	3	583	24.3	61	125	.488	31	74	.419	14	15	.933	17	32	49	2.0	57	3	42	21	9	25	167	7.0
	Conference-Only...	18	3	463	25.7	46	97	.474	24	57	.421	8	8	1.000	12	27	39	2.2	39	2	38	16	9	23	124	6.9
33	Allen,Jorie	2	0	19	9.5	2	3	.667	0	0	.000	1	2	.500	2	4	6	3.0	3	0	0	1	1	0	5	2.5
	Conference-Only...	0	0	0	0.0	0	0	.000	0	0	.000	0	0	.000	0	0	0	0.0	0	0	0	0	0	0	0	0.0
01	Rimmer,Keke	13	0	73	5.6	8	30	.267	3	14	.214	2	4	.500	8	12	20	1.5	4	0	2	6	0	5	21	1.6
	Conference-Only...	10	0	50	5.0	4	14	.286	1	5	.200	1	2	.500	3	9	12	1.2	3	0	1	3	0	3	10	1.0
35	Holmes,Kendall	28	0	288	10.3	14	59	.237	9	43	.209	5	7	.714	14	17	31	1.1	25	0	16	12	1	6	42	1.5
	Conference-Only...	18	0	208	11.6	10	39	.256	7	29	.241	4	5	.800	10	14	24	1.3	15	0	10	8	1	6	31	1.7
PLAYERS NOT RETURNING				TOTAL				3-PTS				REBOUNDS														
##	Player	GP	GS	Min	Avg	FG	FGA	Pct	3FG	FGA	PctFT	FTA	Pct	Off	Def	Tot	Avg	PF	FO	A	TO	Blk	Stl	Pts	Avg	
11	Morris,Sonya	31	30	924	29.8	238	513	.464	42	121	.347	27	36	.750	43	77	120	3.9	59	1	98	79	7	45	545	17.6
	Conference-Only...	18	17	536	29.8	151	323	.467	27	77	.351	15	20	.750	26	48	74	4.1	33	0	57	38	4	26	344	19.1
03	Church,Deja	33	33	1002	30.4	169	387	.437	39	115	.339	86	96	.896	47	110	157	4.8	86	2	82	57	15	36	463	14.0
	Conference-Only...	20	20	624	31.2	105	240	.438	31	81	.383	52	56	.929	30	69	99	5.0	46	1	47	31	11	21	293	14.7
10	Held,Lexi	33	33	1110	33.6	147	347	.424	66	171	.386	58	71	.817	23	52	75	2.3	55	0	173	90	12	69	418	12.7
	Conference-Only...	20	20	676	33.8	90	210	.429	42	107	.393	30	35	.857	10	31	41	2.1	31	0	103	57	2	35	252	12.6
23	Bekelja,Dee	21	1	389	18.5	44	107	.411	10	42	.238	10	14	.714	29	39	68	3.2	23	0	35	17	3	12	108	5.1
	Conference-Only...	9	1	154	17.1	11	42	.262	2	20	.100	2	6	.333	11	12	23	2.6	10	0	17	8	2	5	26	2.9
25	Ammons,Kaitlyn	12	0	113	9.4	13	28	.464	0	4	.000	3	6	.500	4	8	12	1.0	13	0	5	13	3	1	29	2.4
	Conference-Only...	3	0	29	9.7	4	7	.571	0	1	.000	0	0	.000	0	1	1	0.3	4	0	0	4	3	1	8	2.7
14	Purcell,Hannah	22	0	155	7.0	11	38	.289	6	25	.240	0	2	.000	9	12	21	1.0	17	0	10	11	0	2	28	1.3
	Conference-Only...	14	0	89	6.4	4	20	.200	2	13	.154	0	2	.000	5	5	10	0.7	13	0	6	6	0	0	10	0.7
22	Kayla Caudle	6	0	47	7.8	2	6	.333	0	0	.000	3	10	.300	4	3	7	1.2	6	0	10	6	2	1	7	1.2
	Conference-Only...	1	0	7	7.0	0	1	.000	0	0	.000	0	2	.000	2	1	3	3.0	0	0	1	1	0	0	0	0.0
TM	TEAM.....													76	62	138	4.3	0			10			0		
	Conference-Only...													37	40	77	3.9	0			8			0		
	Total.....	33				1109	2484	.446	282	822	.343	382	502	.761	517	828	1345	40.8	503	10	606	454	124	323	2882	87.3
	Conference-Only...	20				682	1519	.449	185	517	.358	218	277	.787	298	513	811	40.5	280	3	362	250	72	190	1767	88.3
	Opponents.....	33				1037	2233	.464	179	607	.295	340	480	.708	422	900	1322	40.1	521	-	565	617	136	242	2593	78.6
	Conference-Only...	20				632	1343	.471	115	365	.315	185	260	.712	228	558	786	39.3	296	3	360	366	70	133	1564	78.2

DePAUL

TEAM-BY-TEAM SERIES RECORDS

vs.	BE Regular Season			Tournament	Non
	W-L	Home	Away	W-L	BIG EAST
Butler	17-1	8-1	9-0	1-0	4-0
Connecticut	0-12	0-5	0-7	0-3	1-6
Creighton	13-5	5-4	8-1	1-0	2-1
Georgetown	24-2	12-1	12-1	2-0	1-1
Marquette	15-13	10-4	5-9	7-2	26-18
Providence	23-2	12-0	11-2	2-0	1-2
St. John's	22-4	11-2	11-2	3-1	0-0
Seton Hall	20-5	9-4	11-1	4-0	0-1
Villanova	18-7	12-1	6-6	1-1	1-0
Xavier	17-0	9-0	8-0	1-0	5-1

ALL-TIME YEAR-BY-YEAR ALL-BIG EAST AWARDS

Year	Player	Award	Year	Player	Award
21-22	Aneesah Morrow	Freshman of the Year, First Team, All-Freshman Team	12-13	Brittany Hrynko	First Team, Most Improved Player (co)
21-22	Sonya Morris	First Team	12-13	Katherine Harry	Second Team
21-22	Lexi Held	Second Team	12-13	Anna Martin	Second Team, Sportsmanship Award, Scholar-Athlete of the Year
21-22	Deja Church	Honorable Mention	12-13	Chanise Jenkins	All-Freshman Team
20-21	Lexi Held	First Team, Scholar-Athlete of the Year	11-12	Anna Martin	First Team
20-21	Sonya Morris	First Team	11-12	Katherine Harry	Honorable Mention
20-21	Dee Bekelja	Honorable Mention	11-12	Brittany Hrynko	All-Freshman Team
20-21	Darrione Rogers	All-Freshman Team	11-12	Deanna Ortiz	Sportsmanship Award (Co)
19-20	Chante Stonewall	First Team, Defensive Player of the Year, Scholar-Athlete of the Year	10-11	Keisha Hampton	First team
19-20	Kelly Campbell	Second Team, Sportsmanship Award	10-11	Sam Quigley	Second Team, Sportsmanship Award
19-20	Sonya Morris	Second Team, Most Improved Player	10-11	Felicia Chester	Honorable Mention
19-20	Lexi Held	Honorable Mention	10-11	Taylor Pikes	Sixth-Man Award
18-19	Mart'e Grays	First Team	09-10	Keisha Hampton	Second Team
18-19	Chante Stonewall	Second Team	09-10	Sam Quigley	Second Team
18-19	Lexi Held	All-Freshman Team	09-10	Katherine Harry	All-Freshman Team
18-19	Ashton Millender	Sportsmanship Award (Co)	08-09	Deirdre Naughton	Second Team
17-18	Kelly Campbell	First Team	08-09	Keisha Hampton	All-Freshman Team
17-18	Mart'e Grays	First Team	08-09	Chinta Threatt	Sixth-Man Award
17-18	Lauren Prochaska	Sportsmanship Award	08-09	Natasha Williams	Second Team
16-17	Jacqui Grant	First Team, Defensive Player of the Year (Co)	08-09	Allie Quigley	First Team, Scholar-Athlete of the Year
16-17	Brooke Schulte	First Team, Player of the Year, Most Improved Player, Scholar-Athlete of the Year	07-08	Deirdre Naughton	Honorable Mention
16-17	Kelly Campbell	All-Freshman Team	06-07	Allie Quigley	Second Team
16-17	Doug Bruno	Coach of the Year	06-07	Caprice Smith	Honorable Mention
16-17	Tanita Allen	Sixth-Woman Award	06-07	Jenna Rubino	Sportsmanship Award, Scholar-Athlete of the Year
15-16	Chanise Jenkins	First Team, Player of the Year	05-06	Khara Smith	First Team
15-16	Megan Podkowa	Second Team, Scholar-Athlete of the Year	05-06	Allie Quigley	Second Team
15-16	Jessica January	Second Team	05-06	Jenna Rubino	Second Team
15-16	Doug Bruno	Coach of the Year			
14-15	Brittany Hrynko	First Team, Player of the Year, Scholar-Athlete of the Year			
14-15	Chanise Jenkins	Second Team			
14-15	Megan Podkowa	Second Team			
14-15	Jessica January	Honorable Mention			
14-15	Mart'e Grays	All-Freshman Team			
13-14	Brittany Hrynko	First Team			
13-14	Jasmine Penny	First Team			
13-14	Megan Rogowski	Honorable Mention			
13-14	Jessica January	All-Freshman Team			

Georgetown University Hoyas

QUICK FACTS

Location..... Washington, D.C.
 Nickname..... Hoyas
 Enrollment..... 7,462 undergrad/18,179 total
 Director of Athletics..... Lee Reed
 Home Court..... McDonough Arena (2,400)
 2021-22 Record..... 10-19
 2021-22 BIG EAST Record/Finish..... 4-15/9th
 Letterwinners Returning/Lost..... 9/5
 Starters Returning/Lost..... 3/2

Coaching Staff

Head Coach..... James Howard (Greensboro College '91)
 Associate Head Coach..... Niki Reid Geckeler (Georgetown '93)
 Assistant Coach..... Tajama Abraham Ngongba
 (George Washington '97)
 Assistant Coach..... Walter Pitts (Alabama '08)
 Assistant Director of Basketball Operations.. Vivian Wallace

Media Relations

SID Contact..... Barbara Barnes
 Office Phone..... 202-687-7166
 Cell Phone..... 202-716-7760
 Email Address..... bj57@georgetown.edu
 Website..... www.GUHoyas.com



Lee Reed
Director of Athletics



James Howard
Head Coach



Kelsey Ransom, Jr., G
Top Returner



2022-23 Georgetown Roster

No.	Name	Pos.	Cl.	Ht.	Hometown / High School (Previous School)
0	Yasmin Ott	G	Jr.	5-7	Little Rock, Ark. / Little Rock Christian Academy
1	Kelsey Ransom	G	Jr.	5-10	South River, N.J. / Bishop Ahr
2	Teaghan Flaherty	G	Jr.	5-10	Rye, N.Y. / Rye
3	Victoria Rivera	G	Fr.	6-0	Pasadena, Texas / Dobie
4	Natalie Jasper	G	So.	5-5	Pittsburgh, Pa. / Ellis
5	Modesti McConnell	G	Fr.	5-7	Edmond, Okla / Casady
10	Kennedy Fautleroy	G	Fr.	5-7	Upper Marlboro, Md / New Hope Academy
12	Jade Claude	F	Sr.	6-0	Fayetteville, Ga / Whitewater (Morehead State)
14	Kristina Moore	G	Gr.	6-1	Sydney, Australia / Abbotsleigh School (Florida)
15	Brianna Scott	F	So.	6-4	Reston, Va. / South Lakes
20	Jazmyn Harmon	G	Jr.	5-8	Brentwood, Tenn. / Brentwood Academy
21	Ariel Jenkins	C	So.	6-3	Piscataway, N.J. / Stuart Country Day
25	Kalayah Myricks	F	So.	6-2	Hammonton N.J. / The George School
31	Morgan Lee	C	Fr.	6-5	Kent, Conn / Kent School
33	Graceann Bennett	F	Sr.	6-3	Lake George, N.Y. / Lake George

Georgetown In The BIG EAST

	Overall	BIG EAST	Reg. Seas. Finish
1982-83	10-15	3-5	tied-6th
1983-84	10-15	2-6	tied-7th
1984-85	7-21	3-13	8th
1985-86	8-20	3-13	8th
1986-87	7-21	4-12	7th
1987-88	7-21	3-13	9th
1988-89	13-16	4-12	8th
1989-90	13-14	5-11	tied-7th
1990-91	12-15	5-11	7th
1991-92	20-8	13-5	tied-2nd
1992-93	23-7	15-3	tied-1st
1993-94	12-15	6-12	8th
1994-95	11-17	6-12	7th
1995-96	12-15	7-11	6th BE 7
1996-97	17-11	9-9	1st BE 7
1997-98	9-19	5-13	6th BE 7
1998-99	18-12	10-8	5th
1999-00	17-13	9-7	5th
2000-01	17-15	6-10	tied-8th
2001-02	12-16	4-12	12th
2002-03	15-14	6-10	9th
2003-04	13-15	7-9	9th
2004-05	12-16	7-9	tied-6th
2005-06	10-17	3-13	tied-13th
2006-07	13-16	3-13	tied-13th
2007-08	15-14	5-11	tied-11th
2008-09	20-14	7-9	tied-9th
2009-10	26-7	13-3	tied-2nd
2010-11	24-11	9-7	tied-7th
2011-12	23-9	11-5	tied-4th
2012-13	15-16	5-11	tied-11th
2013-14	11-21	4-14	8th
2014-15	4-27	2-16	10th
2015-16	16-14	9-9	tied-5th
2016-17	17-13	9-9	6th
2017-18	16-16	9-9	tied-5th
2018-19	19-16	9-9	tied-4th
2019-20	5-25	2-16	tied-9th
2020-21	2-15	2-14	11th
2021-22	10-19	4-15	9th

2022-23 Georgetown Schedule

November			
Date	Opponent	Time (ET)	Coverage
7	Salem	7 p.m.	FloSports
12	at Temple	2 p.m.	
16	at Coppin State	11 a.m.	
18	Cal State Fullerton	7 p.m.	FloSports
25	vs. Mississippi State - Puerto Rico Classic	TBA	
26	vs. High Point - Puerto Rico Classic	TBA	
December			
2	MARQUETTE	11 a.m.	BEDN/FloSports
4	XAVIER	6:30 p.m.	FSI
9	at Fairleigh Dickinson	TBA	
11	Navy	2 p.m.	FloSports
18	at DePAUL	6 p.m.	BEDN/FloSports
21	North Texas	1 p.m.	FloSports
28	at SETON HALL	4 p.m.	BEDN/FloSports
31	ST.JOHN'S	Noon	BEDN/FloSports
January			
4	at VILLANOVA	7 p.m.	BEDN/FloSports
11	BUTLER	7 p.m.	BEDN/FloSports
15	at CONNECTICUT	4 p.m.	SNY
18	DePAUL	7 p.m.	BEDN/FloSports
21	at PROVIDENCE	5 p.m.	BEDN/FloSports
25	SETON HALL	7 p.m.	BEDN/FloSports
28	CREIGHTON	1 p.m.	BEDN/FloSports
31	at XAVIER	7 p.m.	BEDN/FloSports
February			
4	at MARQUETTE	3 p.m.	BEDN/FloSports
8	VILLANOVA	7 p.m.	BEDN/FloSports
11	CONNECTICUT	5 p.m.	SNY
15	at BUTLER	7 p.m.	BEDN/FloSports
18	at CREIGHTON	2 p.m.	BEDN/FloSports
21	PROVIDENCE	7 p.m.	BEDN/FloSports
24	at ST.JOHN'S	7 p.m.	BEDN/FloSports

Howard's Year-By-Year History

Year	School	Overall	BIG EAST	BIG EAST Tournament	NCAA Postseason	WNIT
1991-92	Wesley	13-14				
1992-93	Wesley	22-3				
1993-94	Wesley	5-15				
1994-95	Wesley	9-14				
1995-96	Wesley	14-11				
2017-18	Georgetown	16-16	9-9 (t-5th)	1-1		1-1
2018-19	Georgetown	19-16	9-9 (t-4th)	1-1		3-1
2019-20	Georgetown	5-25	2-16 (t-9th)	0-1		
2020-21	Georgetown	2-15	2-14 (11th)	0-1		
2021-22	Georgetown	10-19	4-15 (9th)	1-1		
Career	10 years	127-160 .443	26-63 .292	3-5 .375		4-2 .667

Howard's record

Career Record (10 years)
127-160 (.443)
Georgetown Record (5 years)
52-91 (.364)
BIG EAST Regular Season Record (5 years)
26-63 (.292)
BIG EAST Tournament Record (5 appearances)
3-5 (.375)
NCAA Record
n/a
WNIT Record (1 appearance)
4-2 (.667)

Georgetown | 2021-22 Statistics

RECORD:	OVERALL HOME AWAY NEUTRAL				ATTENDANCE SUMMARY				
ALL GAMES	10-19	5-11	4-7	1-1			GAMES	TOTALS	AVG/GAME
CONFERENCE	4-15	1-8	3-7	0-0	HOME	16	3589	224	
NON-CONFERENCE	6-4	4-3	1-0	1-1	AWAY	11	16935	1540	
					NEUTRAL	2	10723	5362	
					TOTAL	29	31247	1077	

DATE	TIME	OPPONENT	SCORE	ATTEND	HIGH POINTS	HIGH REBOUNDS
11/09/21	7:00 pm	at Navy	W 73-62	423	(22)Bolden-Morris,Milan	(9)Archer,Jillian (9)Kelava,Anita (9)Bennett,Graceann
11/12/21	7:00 pm	SALEM	W 86-48	321	(14)Archer,Jillian	(13)Archer,Jillian
11/17/21	7:00 pm	DAVIDSON	L 55-70	361	(13)Ransom,Kelsey	(9)Ransom,Kelsey
11/21/21	2:00 pm	COLUMBIA	LO2 56-66	303	(14)Bolden-Morris,Milan	(11)Archer,Jillian
11/24/21	2:00 pm	LOYOLA MD	W 66-55		(21)Bolden-Morris,Milan	(8)Archer,Jillian
11/30/21	5:00 pm	TEMPLE	L 47-49	221	(15)Ransom,Kelsey	(10)Bennett,Graceann
12/03/21	12:00 pm	* at Creighton	L 38-64	416	(13)Wright,Shannah	(6)Wright,Shannah (6)Archer,Jillian
12/05/21	1:00 pm	* at Providence	W 55-47	262	(21)Ransom,Kelsey	(6)Bennett,Graceann
12/09/21	7:00 pm	GEORGE WASHINGTON	W 68-63		(26)Bolden-Morris,Milan	(6)Wright,Shannah (6)Archer,Jillian
12/13/21	7:00 pm	COPPIN STATE	W 59-53	289	(14)Bennett,Graceann	(9)Bennett,Graceann
01/14/22	7:00 pm	* at Marquette	L 32-68	1206	(6)Myricks,Kaliyah	(7)Bennett,Graceann
01/16/22	2:00 pm	* at DePaul	L 69-102	973	(17)Bolden-Morris,Milan	(7)Myricks,Kaliyah
01/21/22	7:00 pm	* CREIGHTON	L 70-80		(18)Ransom,Kelsey	(9)Ransom,Kelsey
01/23/22	2:00 pm	* PROVIDENCE	L 58-66		(21)Ransom,Kelsey	(9)Ransom,Kelsey
01/25/22	7:00 pm	* ST. JOHN'S	L 52-80		(17)Bolden-Morris,Milan	(8)Bolden-Morris,Milan
01/28/22	7:00 pm	* XAVIER	L 67-70		(21)Bolden-Morris,Milan	(13)Bennett,Graceann
01/30/22	2:00 pm	* BUTLER	W 78-62		(24)Clougherty,Mary	(9)Scott,Brianna
02/02/22	7:00 pm	* at Seton Hall	L 62-91	694	(11)Clougherty,Mary	(8)Bolden-Morris,Milan
02/06/22	2:00 pm	* at Villanova	L 57-76	1009	(14)Bolden-Morris,Milan	(5)Ransom,Kelsey
02/09/22	7:00 pm	* SETON HALL	L 50-60	945	(12)Ransom,Kelsey	(17)Archer,Jillian
02/11/22	7:00 pm	* at St. John's	L 45-79	362	(11)Ransom,Kelsey	(7)Ransom,Kelsey
02/13/22	2:00 pm	* DEPAUL	L 104-105	203	(29)Ransom,Kelsey	(15)Archer,Jillian
02/18/22	7:00 pm	* MARQUETTE	L 57-64	617	(12)Bolden-Morris,Milan	(7)Scott,Brianna
02/20/22	2:00 pm	* at UCONN	L 49-90	10114	(12)Jenkins,Ariel (15)Clougherty,Mary	(5)Jenkins,Ariel (5)Archer,Jillian
02/22/22	7:00 pm	* VILLANOVA	L 61-73	329	(18)Archer,Jillian	(6)Bolden-Morris,Milan
02/25/22	7:00 pm	* at Xavier	W 54-40	629	(21)Bolden-Morris,Milan	(12)Archer,Jillian
02/27/22	2:00 pm	* at Butler	W 69-48	847	(15)Ransom,Kelsey	(7)Bennett,Graceann
03/04/22	11:00 am	vs Providence	W 68-55	4347	(18)Bolden-Morris,Milan	(7)Bennett,Graceann
03/05/22	12:00 pm	vs UCONN	L 38-84	6376	(10)Clougherty,Mary	(6)Archer,Jillian

* indicates conference game

PLAYERS RETURNING		TOTAL				3-PTS			REBOUNDS				PF		FO		A		TO		Blk		Stl		Pts		Avg	
#	Player	GP	GS	Min	Avg	FG	FGA	Pct	3FG	FGA	Pct	FT	FTA	Pct	Off	Def	Tot	Avg	PF	FO	A	TO	Blk	Stl	Pts	Avg		
01	Ransom,Kelsey	27	26	842	31.2	121	272	.445	5	24	.208	76	114	.667	32	98	130	4.8	82	2	108	113	6	67	323	12.0		
	Conference-Only...	18	17	540	30.0	78	176	.443	3	14	.214	58	80	.725	22	63	85	4.7	54	1	57	84	3	42	217	12.1		
33	Bennett,Graceann	26	18	620	23.8	72	165	.436	4	22	.182	37	49	.755	46	94	140	5.4	74	3	36	57	23	16	185	7.1		
	Conference-Only...	16	10	364	22.8	41	101	.406	1	13	.077	14	16	.875	30	52	82	5.1	46	1	27	35	14	12	97	6.1		
15	Scott,Brianna	27	13	412	15.3	50	104	.481	11	48	.229	12	19	.632	35	66	101	3.7	51	1	17	19	18	16	123	4.6		
	Conference-Only...	19	11	306	16.1	37	80	.463	7	35	.200	5	11	.455	25	52	77	4.1	39	1	12	15	13	10	86	4.5		
21	Jenkins,Ariel	23	7	226	9.8	36	91	.396	5	17	.294	16	21	.762	18	34	52	2.3	32	0	3	29	16	7	93	4.0		
	Conference-Only...	16	5	168	10.5	27	73	.370	4	14	.286	11	13	.846	14	26	40	2.5	23	0	3	15	14	6	69	4.3		
00	Ott,Yasmin	23	10	415	18.0	17	90	.189	6	20	.300	16	26	.615	4	33	37	1.6	21	0	30	41	2	21	56	2.4		
	Conference-Only...	14	3	191	13.6	7	49	.143	3	12	.250	2	6	.333	1	8	9	0.6	10	0	16	24	1	12	19	1.4		
25	Myricks,Kaliyah	15	2	119	7.9	5	23	.217	0	1	.000	9	12	.750	10	18	28	1.9	14	0	3	12	1	5	19	1.3		
	Conference-Only...	13	2	106	8.2	4	20	.200	0	1	.000	7	10	.700	8	16	24	1.8	11	0	2	8	0	4	15	1.2		
04	Jasper,Natalie	13	0	56	4.3	5	13	.385	2	8	.250	2	2	1.000	2	4	6	0.5	7	0	3	7	1	4	14	1.1		
	Conference-Only...	11	0	37	3.4	3	8	.375	1	5	.200	2	2	1.000	2	2	4	0.4	6	0	3	4	0	3	9	0.8		
02	Flaherty,Teaghan	13	1	89	6.8	1	12	.083	1	10	.100	1	4	.250	1	2	3	0.2	1	0	1	3	0	3	4	0.3		
	Conference-Only...	12	1	81	6.8	1	12	.083	1	10	.100	0	1	.000	1	2	3	0.3	1	0	1	3	0	3	3	0.3		

PLAYERS NOT RETURNING		TOTAL				3-PTS			REBOUNDS				PF		FO		A		TO		Blk		Stl		Pts		Avg	
#	Player	GP	GS	Min	Avg	FG	FGA	Pct	3FG	FGA	Pct	FT	FTA	Pct	Off	Def	Tot	Avg	PF	FO	A	TO	Blk	Stl	Pts	Avg		
23	Bolden-Morris,Milan	29	29	1023	35.3	123	369	.333	83	232	.358	36	46	.783	20	103	123	4.2	40	0	30	65	3	27	365	12.6		
	Conference-Only...	19	19	676	35.6	73	245	.298	52	155	.335	22	31	.710	12	73	85	4.5	28	0	18	39	2	17	220	11.6		
14	Archer,Jillian	22	11	575	26.1	67	123	.545	5	15	.333	36	53	.679	45	106	151	6.9	54	0	25	39	17	17	175	8.0		
	Conference-Only...	12	2	293	24.4	36	66	.545	2	8	.250	21	27	.778	23	55	78	6.5	28	0	16	21	6	8	95	7.9		
44	Clougherty,Mary	22	2	372	16.9	43	127	.339	22	87	.253	6	11	.545	7	22	29	1.3	23	0	21	20	5	13	114	5.2		
	Conference-Only...	16	2	300	18.8	36	103	.350	18	69	.261	6	9	.667	6	15	21	1.3	19	0	16	14	5	9	96	6.0		
22	Wright,Shannah	28	7	351	12.5	51	101	.505	0	0	.000	28	43	.651	47	43	90	3.2	37	0	13	26	5	9	130	4.6		
	Conference-Only...	18	7	257	14.3	41	76	.539	0	0	.000	17	24	.708	37	30	67	3.7	23	0	10	18	3	8	99	5.5		
10	West,Kaylin	28	18	607	21.7	35	130	.269	8	40	.200	19	24	.792	11	29	40	1.4	46	1	68	62	2	24	97	3.5		
	Conference-Only...	18	15	453	25.2	30	99	.303	7	32	.219	15	16	.938	8	18	26	1.4	35	1	51	47	2	21	82	4.6		
13	Kelava,Anita	25	1	243	9.7	18	52	.346	0	0	.000	9	17	.529	24	30	54	2.2	6	0	11	11	10	3	45	1.8		
	Conference-Only...	16	1	128	8.0	8	26	.308	0	0	.000	4	9	.444	10	10	20	1.3	3	0	6	5	6	2	20	1.3		

TM	TEAM.....														44	59	103	3.7	0		21							
	Conference-Only...														25	34	59	3.3	0		8							
	Total.....	29				644	1672	.385	152	524	.290	303	441	.687	346	741	1087	37.5	488	7	369	525	109	232	1743	60.1		
	Conference-Only...	19				422	1134	.372	99	368	.269	184	255	.722	224	456	680	35.8	326	4	238	340	69	157	1127	59.3		
	Opponents.....	29				702	1736	.404	251	733	.342	315	443	.711	348	745	1093	37.7	468	-	482	473	77	277	1970	67.9		
	Conference-Only...	19				493	1146	.430	157	423	.371	222	300	.740	229	519	748	39.4	289	1	336	314	54	193	1365	71.8		
		361	927	.389	112	352	.318	.178	242	.736	.188	390	578	36.1	215	1	248	226	55	149	1012	63.2						

GEORGETOWN

TEAM-BY-TEAM SERIES RECORDS

vs.	BE Regular Season			Tournament W-L	Non BIG EAST
	W-L	Home	Away		
Butler	9-9	5-4	4-5	0-0	0-0
Connecticut	6-42	4-21	2-21	0-5	0-2
Creighton	4-14	3-6	1-8	0-1	0-0
DePaul	2-24	1-12	1-12	0-2	1-1
Marquette	4-22	3-10	1-12	0-2	0-0
Providence	35-26	19-10	16-16	2-6	2-0
St. John's	30-35	18-15	12-20	0-3	0-2
Seton Hall	27-37	18-16	9-21	1-4	1-1
Villanova	21-42	14-18	7-22	3-4	0-2
Xavier	10-7	5-3	5-4	1-1	0-1

ALL-TIME YEAR-BY-YEAR ALL-BIG EAST AWARDS

Year	Player	Award	Year	Player	Award
20-21	Kelsey Ransom	All-Freshman Team	95-96	Sylita Thomas	All-Rookie Team
18-19	Dionna White	First Team	95-96	Kimberly Smith	All-Rookie Team, Rookie of the Year
18-19	Dorothy Adomako	Second Team	94-95	Colleen Hanrahan	Third Team
17-18	Dionna White	First Team, Defensive Player of the Year	93-94	Nadira Ricks	Second Team
17-18	Cynthia Petke	Honorable Mention, Most Improved Player	92-93	Kris Witfill	First Team, Player of the Year
16-17	Dorothy Adomako	Honorable Mention	92-93	Leni Wilson	Second Team
16-17	Dionna White	Second Team	92-93	Patrick Knapp	Coach of the Year
15-16	Dionna White	Second Team, All-Freshman Team	91-92	Leni Wilson	Second Team
15-16	Dorothy Adomako	Second Team	91-92	Kris Witfill	Second Team
14-15	Dorothy Adomako	Honorable Mention, All-Freshman Team, Freshman of the Year	90-91	Kris Witfill	Second Team
13-14	Natalie Butler	Second Team, All-Freshman Team, Freshman of the Year	89-90	Kris Witfill	All-Rookie Team
13-14	Andrea White	Second Team	88-89	Peggi Jewell	All-Rookie Team
13-14	Faith Woodard	All-Freshman Team	87-88	Beth Knight	First Team
12-13	Sugar Rodgers	First Team	85-86	Nikki Arwood	All-Freshman Team
11-12	Sugar Rodgers	First Team	84-85	Maura Gill	First Team
11-12	Tia Magee	Honorable Mention	84-85	Beth Knight	All-Rookie Team
10-11	Sugar Rodgers	First Team	83-84	Diane Toliver	Second Team
10-11	Monica McNutt	Honorable Mention	83-84	Ann Marie Gothard	All-Rookie Team
09-10	Sugar Rodgers	First Team, All-Freshman Team, Freshman of the Year			
09-10	Monica McNutt	Second Team			
08-09	Karee Houlette	Honorable Mention			
07-08	Kieraah Marlow	Honorable Mention			
06-07	Kieraah Marlow	Second Team			
05-06	Kieraah Marlow	Second Team			
04-05	Kieraah Marlow	All-Freshman Team			
03-04	Rebekkah Brunson	First Team, Defensive Player of the Year			
02-03	Rebekkah Brunson	First Team			
01-02	Mary Lisicky	All-Rookie Team			
01-02	Rebekkah Brunson	Honorable Mention			
00-01	Rebekkah Brunson	All-Rookie Team, Rookie of the Year			
00-01	Katie Smrcka-Duffy	Second Team			
99-00	Katie Smrcka-Duffy	Second Team			
98-99	Katie Smrcka-Duffy	Second Team			
97-98	Sylita Thomas	Third Team			
96-97	Ebiho Ahonkhai	Second Team			
95-96	Ebiho Ahonkhai	Third Team			

Marquette University Golden Eagles

QUICK FACTS

Location.....Milwaukee, Wis.
 Nickname..... Golden Eagles
 Enrollment..... 12,000
 Director of AthleticsBill Scholl
 Home Court Al McGuire Center (3,700)
 2021-22 Record..... 23-11
 2021-22 BIG EAST Record/Finish..... 13-7/Fifth
 Letterwinners Returning/Lost.....7/5
 Starters Returning/Lost.....3/2



Bill Scholl
Director of Athletics



Megan Duffy
Head Coach



Chloe Marotta, Sr., F
Top Returner

Coaching Staff

Head Coach.....Megan Duffy (Notre Dame '06)
 Assistant Coach..... Kelly Komara (Purdue '02)
 Assistant Coach.....Justine Raterman (Dayton '12)
 Assistant Coach..... Tasha Taylor (Clemson '09)
 Director of Basketball Operations..... Veronica Mullen
 Director of Video and Analytics..... Phillip Leibham
 Director of Player Development..... Devin Perez

Media Relations

SID Contact.....Jaden Johnson
 Office Phone414-228-6980
 Cell Phone435-754-4409
 Email Address..... j.johnson@marquette.edu
 Websitewww.GoMarquette.com



2022-23 Marquette Roster

No.	Name	Pos.	Cl.	Ht.	Hometown / High School (Previous School)
0	Julianna Okosun	F	Jr.	6-4	Copenhagen, Denmark / Falkonergarden Gymnasium & HF-Kursus
1	Nia Clark	G	Sr.	5-9	Indianapolis, Ind. / Ben Davis (Xavier)
2	Aizhanique Mayo	G	Fr.	5-8	Westport, CT / Notre Dame Catholic
3	Rose Nkumu	G	Jr.	5-7	Iowa City, Iowa / Iowa City
5	Charia Smith	F	Fr.	6-1	Columbus, Ohio / Northland
10	Claire Kaifes	G	Sr.	5-11	Shawnee, Kansas / Mill Valley
12	Mackenzie Hare	G	Fr.	5-9	Naperville, Ill. / Naperville North
21	Emily La Chapell	G	Fr.	5-11	Appleton, Wis. / Appleton East
23	Jordan King	G	Sr.	5-11	Rockton, Ill. / Hononegah
24	Makiyah Williams	F	So.	6-0	Chicago, Ill. / Trinity
32	Liza Karlen	F	Jr.	6-2	St. Paul, Minn. / Stillwater Area
44	Kennedi Myles	F	Sr.	6-2	Cincinnati, Ohio / Walnut Hills (Illinois)
52	Chloe Marotta	F	Sr.	6-1	Mequon, Wis. / Homestead
	Nirel Loughbo	G	Sr.	5-10	North Andover, Mass. / Tabor Academy

Marquette In The BIG EAST

	Overall	BIG EAST	Reg. Seas. Finish
2005-06	22-11	9-7	Tied-6th
2006-07	26-7	12-4	Tied-2nd
2007-08	21-14	8-8	tied-8th
2008-09	17-16	7-9	tied-9th
2009-10	17-16	6-10	tied-10th
2010-11	24-9	10-6	tied-5th
2011-12	14-17	4-12	14th
2012-13	16-16	7-9	tied-9th
2013-14	22-11	11-7	5th
2014-15	9-22	4-14	8th
2015-16	14-16	9-9	tied-5th
2016-17	25-8	13-5	3rd
2017-18	24-10	15-3	tied-1st
2018-19	27-8	15-3	1st
2019-20	24-8	13-5	2nd
2020-21	19-7	14-4	2nd
2021-22	23-11	13-7	5th

2022-23 Marquette Schedule

November		Time (ET)	Coverage
Date	Opponent		
7	Fairleigh Dickinson	1 p.m.	FloSports
11	Holy Cross	8 p.m.	FloSports
13	Milwaukee	3 p.m.	FloSports
19	vs. Texas - <i>Battle 4 Atlantis</i>	5 p.m.	FloSports
20	TBD - <i>Battle 4 Atlantis</i>	TBD	FloSports
21	TBD - <i>Battle 4 Atlantis</i>	TBD	FloSports
27	Saint Francis	3 p.m.	FloSports
December			
2	at GEORGETOWN	11 a.m.	BEDN/FloSports
4	at SETON HALL	1 p.m.	BEDN/FloSports
7	Morgan State	8 p.m.	FloSports
10	Loyola Chicago	3 p.m.	FloSports
18	BUTLER	3 p.m.	BEDN/FloSports
21	Colorado	1 p.m.	FloSports
28	VILLANOVA	8 p.m.	BEDN/FloSports
31	at CONNECTICUT	Noon	SNY
January			
4	at DePAUL	8 p.m.	BEDN/FloSports
8	at CREIGHTON	4 p.m.	CBSSN
14	PROVIDENCE	3 p.m.	BEDN/FloSports
18	at ST. JOHN'S	7 p.m.	BEDN/FloSports
22	SETON HALL	3 p.m.	FSI
25	XAVIER	8 p.m.	BEDN/FloSports
29	at BUTLER	2 p.m.	BEDN/FloSports
February			
1	at VILLANOVA	7 p.m.	BEDN/FloSports
4	GEORGETOWN	TBA	BEDN/FloSports
8	CONNECTICUT	8 p.m.	SNY
15	at PROVIDENCE	7 p.m.	BEDN/FloSports
18	ST. JOHN'S	3 p.m.	BEDN/FloSports
22	CREIGHTON	8 p.m.	BEDN/FloSports
25	at XAVIER	2 p.m.	BEDN/FloSports
27	DePAUL	9 p.m.	FSI

Duffy's Year-By-Year History

Year	School	Overall	BIG EAST	BIG EAST Tournament	NCAA Postseason	WNIT
2017-18	Miami (OH)	21-11				0-1
2018-19	Miami (OH)	23-9				0-1
2019-20	Marquette	24-8	13-5 (2nd)	2-1		
2020-21	Marquette	19-7	14-4 (2nd)	2-1	0-1	
2021-22	Marquette	23-11	13-7 (5th)	1-1		2-1
Career	5 Years	110-46 .705	40-16 .714	5-3 .556	0-1 .000	2-3 .400

Duffy's record

Career Record (5 years)
110-46 (.705)
Marquette Record (3 years)
66-26 (.717)
BIG EAST Regular Season Record (3 years)
40-16 (.714)
BIG EAST Tournament Record (3 appearances)
5-3 (.556)
NCAA Record (1 appearance)
0-1 (.000)
WNIT Record (3 appearances)
2-3 (.400)

Marquette | 2021-22 Statistics

RECORD:	OVERALL HOME AWAY NEUTRAL				ATTENDANCE SUMMARY			
ALL GAMES	23-11	15-3	6-6	2-2	GAMES			
CONFERENCE	13-7	8-2	5-5	0-0	HOME	18	TOTALS	1255
NON-CONFERENCE	10-4	7-1	1-1	2-2	AWAY	12	18022	1502
					NEUTRAL	4	12810	3202
					TOTAL	34	53425	1571

DATE	TIME	OPPONENT	SCORE	ATTEND	HIGH POINTS	HIGH REBOUNDS
11/09/21	6:00 pm	ALCORN	W 96-35	819	(21)McLaughlin,Karissa	(9)Karlen,Liza (9)Marotta,Chloe
11/12/21	6:00 pm	NJIT	W 90-58	849	(22)McLaughlin,Karissa	(11)Myles,Kennedi (11)Myles,Kennedi
11/15/21	12:00 pm	SOUTHERN	W 65-40	785	(12)Karlen,Liza	(8)Karlen,Liza
11/19/21	7:00 pm	at Colorado	53-69	L 1227	(16)King,Jordan	(13)Van Kleunen,Lauren (7)Myles,Kennedi
11/26/21	12:00 PM	vs Middle Tennessee	59-55		(16)King,Jordan	(7)Karlen,Liza
11/27/21	02:15 PM	vs Georgia	45-70	L	(13)Van Kleunen,Lauren	(11)Karlen,Liza
12/03/21	7:00 pm	* XAVIER	W 76-48	850	(20)McLaughlin,Karissa	(9)Van Kleunen,Lauren
12/05/21	2:00 pm	* BUTLER	W 59-45	1015	(15)Van Kleunen,Lauren (15)McLaughlin,Karissa	
12/08/21	7:00 pm	at Milwaukee	W 59-51	970	(25)Van Kleunen,Lauren	(10)Marotta,Chloe
12/11/21	4:00 pm	NORTH DAKOTA	W 89-65	1011	(20)Van Kleunen,Lauren	(12)Marotta,Chloe
12/19/21	12:00 pm	* at Seton Hall	57-69	L 608	(26)McLaughlin,Karissa	(10)Karlen,Liza
12/22/21	1:00 pm	CINCINNATI	W 60-49	853	(18)King,Jordan	(9)Van Kleunen,Lauren
01/07/22	6:30 pm	* at Creighton	45-62	L 986	(14)King,Jordan	(6)Karlen,Liza (6)Marotta,Chloe
01/12/22	7:00 pm	* DEPAUL	WOT 88-85	1227	(24)McLaughlin,Karissa	(10)Middleton,Danyel
01/14/22	7:00 pm	* GEORGETOWN	W 68-32	1206	(21)McLaughlin,Karissa	(10)Van Kleunen,Lauren
01/16/22	1:00 pm	* VILLANOVA	55-58	L 1276	(14)King,Jordan	(6)King,Jordan
01/21/22	7:00 pm	* at Xavier	W 65-46	571	(17)Van Kleunen,Lauren (17)King,Jordan	(9)Karlen,Liza
01/23/22	2:00 pm	* at Butler	W 78-48	689	(20)McLaughlin,Karissa	(8)Marotta,Chloe
01/26/22	7:00 pm	* SETON HALL	W 62-43	1064	(23)Van Kleunen,Lauren	(15)Karlen,Liza
01/30/22	3:00 pm	* at St. John's	W 70-65	263	(18)McLaughlin,Karissa	(9)King,Jordan
02/04/22	7:00 pm	* PROVIDENCE	W 61-59	1344	(19)Van Kleunen,Lauren	(10)Karlen,Liza
02/06/22	1:00 pm	* CREIGHTON	W 50-47	1719	(20)Karlen,Liza	(12)Marotta,Chloe
02/11/22	7:00 pm	* at Villanova	63-74	LOT 1405	(14)King,Jordan	(13)Marotta,Chloe
02/13/22	1:30 pm	* UCONN	58-72	L 3008	(15)Karlen,Liza	(9)Karlen,Liza (9)Marotta,Chloe
02/16/22	7:00 pm	* at DePaul	66-77	L 1038	(16)King,Jordan	(9)Walker,Antwainette
02/18/22	7:00 pm	* at Georgetown	W 64-57	617	(14)McLaughlin,Karissa	(8)Walker,Antwainette (8)Marotta,Chloe
02/23/22	7:00 pm	* at UCONN	38-69	L 9197	(12)Van Kleunen,Lauren	(7)Marotta,Chloe
02/25/22	7:00 pm	* at Providence	W 57-51	451	(24)Karlen,Liza	(13)Marotta,Chloe
02/27/22	2:00 pm	* ST. JOHN'S	W 79-75	1824	(22)Van Kleunen,Lauren	(10)Karlen,Liza
03/05/22	2:30 pm	vs DePaul	W 105-85	6376	(26)Karlen,Liza	(14)Karlen,Liza
03/06/22	3:00 pm	vs UCONN	51-71	L 6434	(15)McLaughlin,Karissa	(6)Van Kleunen,Lauren (6)Karlen,Liza
03/16/22	7:00 pm	BALL STATE	W 93-70	880	(24)McLaughlin,Karissa	(17)Marotta,Chloe
03/21/22	7:00 pm	PURDUE	W 77-62	1311	(27)Van Kleunen,Lauren	(11)Van Kleunen,Lauren
03/24/22	7:00 pm	TOLEDO	82-92	L 1552	(28)Marotta,Chloe	(11)Karlen,Liza

* indicates conference game

PLAYERS RETURNING		TOTAL			3-PTS			REBOUNDS				PF FO A TO Blk Stl Pts Avg														
##	Player	GP	GS	Min	Avg	FG	FGA	Pct	3FG	FGA	Pct	FT	FTA	Pct	Off	Def	Tot	Avg	PF	FO	A	TO	Blk	Stl	Pts	Avg
23	King,Jordan	34	34	1115	32.8	161	393	.410	19	57	.333	49	77	.636	19	133	152	4.5	73	1	149	98	24	47	390	11.5
	Conference-Only...	20	20	674	33.7	92	242	.380	12	34	.353	25	40	.625	10	73	83	4.2	43	1	82	50	11	31	221	11.1
32	Karlen,Liza	34	29	921	27.1	152	333	.456	5	38	.132	38	56	.679	79	166	245	7.2	72	1	65	68	34	35	347	10.2
	Conference-Only...	20	17	569	28.5	95	216	.440	3	19	.158	22	33	.667	44	103	147	7.4	43	0	38	31	24	19	215	10.8
52	Marotta,Chloe	34	34	998	29.4	96	215	.447	1	7	.143	40	46	.870	102	147	249	7.3	82	3	107	72	15	26	233	6.9
	Conference-Only...	20	20	574	28.7	46	119	.387	0	1	.000	21	25	.840	62	79	141	7.1	47	2	58	41	12	18	113	5.7
44	Myles,Kennedi	32	2	352	11.0	25	72	.347	0	0	.000	14	29	.483	39	62	101	3.2	36	0	28	42	6	18	64	2.0
	Conference-Only...	19	0	187	9.8	9	36	.250	0	0	.000	5	12	.417	17	31	48	2.5	20	0	16	20	3	6	23	1.2
03	Nkumu,Rose	31	3	377	12.2	21	51	.412	0	4	.000	16	18	.889	1	53	54	1.7	19	0	37	19	1	12	58	1.9
	Conference-Only...	18	3	238	13.2	16	36	.444	0	4	.000	8	9	.889	1	32	33	1.8	8	0	25	9	0	8	40	2.2
24	Williams,Makiyah	15	0	75	5.0	10	19	.526	1	1	1.000	5	10	.500	2	8	10	0.7	7	0	1	6	0	3	26	1.7
	Conference-Only...	8	0	29	3.6	3	5	.600	0	0	.000	0	2	.000	1	2	3	0.4	2	0	1	2	0	2	6	0.8
00	Okosun,Juliana	19	0	93	4.9	11	19	.579	0	0	.000	10	13	.769	16	14	30	1.6	13	0	4	17	3	3	32	1.7
	Conference-Only...	8	0	34	4.3	2	2	1.000	0	0	.000	4	4	1.000	3	6	9	1.1	5	0	2	10	0	2	8	1.0
01	Lougbo,Nirel	6	0	19	3.2	0	1	.000	0	0	.000	0	0	.000	0	2	2	0.3	1	0	3	2	1	1	0	0.0
	Conference-Only...	4	0	13	3.3	0	1	.000	0	0	.000	0	0	.000	0	0	0	0.0	0	0	3	1	1	1	0	0.0
PLAYERS NOT RETURNING		TOTAL			3-PTS			REBOUNDS				PF FO A TO Blk Stl Pts Avg														
##	Player	GP	GS	Min	Avg	FG	FGA	Pct	3FG	FGA	Pct	FT	FTA	Pct	Off	Def	Tot	Avg	PF	FO	A	TO	Blk	Stl	Pts	Avg
42	Van Kleunen,Lauren	34	34	1038	30.5	197	412	.478	2	12	.167	71	104	.683	89	129	218	6.4	60	0	81	53	13	24	467	13.7
	Conference-Only...	20	20	625	31.3	102	237	.430	0	4	.000	41	60	.683	45	76	121	6.1	37	0	52	28	7	16	245	12.3
12	McLaughlin,Karissa	34	34	1167	34.3	152	371	.410	87	209	.416	56	65	.862	8	57	65	1.9	34	0	99	55	1	29	447	13.1
	Conference-Only...	20	20	718	35.9	87	202	.431	52	115	.452	36	41	.878	6	30	36	1.8	21	0	53	34	1	18	262	13.1
04	Walker,Antwainette	28	0	408	14.6	51	114	.447	1	2	.500	29	43	.674	36	48	84	3.0	34	1	23	34	5	27	132	4.7
	Conference-Only...	14	0	189	13.5	23	56	.411	0	0	.000	17	25	.680	23	24	47	3.4	15	1	8	16	3	10	63	4.5
25	Middleton,Danyel	26	0	312	12.0	35	93	.376	4	18	.222	13	26	.500	14	47	61	2.3	28	1	16	22	5	12	87	3.3
	Conference-Only...	14	0	200	14.3	27	59	.458	4	12	.333	5	12	.417	8	30	38	2.7	15	1	10	13	3	8	63	4.5
TM	TEAM.....											59			56	115	3.4	0			18			0		
	Conference-Only...											35			29	64	3.2	0			13			0		
	Total.....	34				911	2093	.435	120	348	.345	341	487	.700	464	922	1386	40.8	459	7	613	506	108	237	2283	67.1
	Conference-Only...	20				502	1211	.415	71	189	.376	184	263	.700	255	515	770	38.5	256	5	348	268	65	139	1259	63.0
	Opponents.....	34				799	2009	.398	167	580	.288	289	409	.707	322	760	1082	31.8	537	-	405	505	109	252	2054	60.4
	Conference-Only...	20				460	1140	.404	100	338	.296	162	222	.730	180	478	658	32.9	299	9	245	299	71	129	1182	59.1

MARQUETTE**TEAM-BY-TEAM SERIES RECORDS**

vs.	BE Regular Season			Tournament	Non
	W-L	Home	Away	W-L	BIG EAST
Butler	14-4	6-3	8-1	1-0	3-5
Connecticut	0-13	0-7	0-6	0-2	0-0
Creighton	8-10	6-3	2-7	3-0	2-5
DePaul	13-15	9-5	4-10	2-7	18-26
Georgetown	22-4	12-1	10-3	2-0	0-0
Providence	21-5	10-3	11-2	2-0	0-0
St. John's	18-10	10-4	8-6	2-0	0-0
Seton Hall	17-8	12-0	5-8	0-2	0-0
Villanova	15-11	8-5	7-6	3-1	0-0
Xavier	14-3	7-1	7-2	0-0	5-4

ALL-TIME YEAR-BY-YEAR ALL-BIG EAST AWARDS

Year	Player	Award
21-22	Chloe Marotta	Sportsmanship Award
21-22	Lauren Van Kleunen	First Team
20-21	Selena Lott	First Team, Co-Defensive Player of the Year
20-21	Lauren Van Kleunen	Second Team, Sportsmanship Award
20-21	Camryn Taylor	Honorable Mention
19-20	Selena Lott	Second Team
19-20	Megan Duffy	Coach of the Year
19-20	Camryn Taylor	All-Freshman Team
18-19	Natisha Hiedeman	First Team, Player of the Year
18-19	Erika Davenport	Second Team
18-19	Allazia Blockton	Sixth-Woman Award, Scholar-Athlete of the Year
18-19	Amani Wilborn	Honorable Mention
17-18	Allazia Blockton	First Team, Player of the Year, Scholar-Athlete of the Year
17-18	Erika Davenport	Second Team
17-18	Amani Wilborn	Honorable Mention
17-18	Carolyn Kieger	Coach of the Year (Co)
16-17	Allazia Blockton	First Team
16-17	Erika Davenport	Second team
16-17	Natisha Hiedeman	Honorable Mention
15-16	Allazia Blockton	Second Team, All-Freshman Team, Freshman of the Year
15-16	Natisha Hiedeman	All-Freshman Team
15-16	McKayla Yentz	Most Improved Player
14-15	Arlesia Morse	Second Team
14-15	Tia Elbert	All-Freshman Team
14-15	Kenisha Bell	All-Freshman Team
13-14	Katherine Plouff	First Team, Scholar-Athlete of the Year
12-13	Katherine Plouff	Second Team
12-13	Brooklyn Pumroy	All-Freshman Team
11-12	Katherine Plouff	Honorable Mention
11-12	Arlesia Morse	All-Freshman Team
10-11	Angel Robinson	First Team
10-11	Tat'yiana McMorris	Second Team
10-11	Katherine Plouff	All-Freshman Team
09-10	Angel Robinson	Second Team
09-10	Sarina Simmons	All-Freshman Team
08-09	Krystal Ellis	Honorable Mention
08-09	Angel Robinson	Second Team
08-09	Jessica Pachko	All-Freshman Team
07-08	Angel Robinson	All-Freshman Team
07-08	Krystal Ellis	First Team
06-07	Krystal Ellis	First Team
06-07	Christina Quay	First Team
06-07	Terri Mitchell	Coach of the Year
05-06	Carolyn Kieger	Second Team, Sportsmanship Award
05-06	Christina Quay	Second Team

Providence College Friars

QUICK FACTS

Location.....Providence, R.I.
 Nickname.....Friars
 Enrollment.....4,065
 Director of Athletics.....Robert G. Driscoll Jr.
 Home Court.....Alumni Hall/Mullaney Gymnasium (1,854)
 2021-22 Record.....11-19
 2021-22 BIG EAST Record/Finish.....6-14/Eighth
 Letterwinners Returning/Lost.....9/3
 Starters Returning/Lost.....3/2

Coaching Staff

Head Coach.....Jim Crowley (Keuka College '93)
 Assistant Coach.....Tiara Johnson (St. Bonaventure '10)
 Assistant Coach.....Jessica Jenkins (St. Bonaventure '12)
 Assistant Coach.....Kelcie Rombach (St. Bonaventure '16)
 Director of Women's Basketball Operations.....Jennifer Nabrizny

Media Relations

SID Contact.....Jen Rynearson
 Office Phone.....401-865-2208
 Cell Phone.....401-575-7370
 Email Address.....jrynears@providence.edu
 Website.....www.Friars.com



Steve Napolillo
Director of Athletics



Jim Crowley
Head Coach



Janai Crooms, Sr., G
Top Returner



2022-23 Providence Roster

No.	Name	Pos.	Cl.	Ht.	Hometown / High School (Previous School)
1	Kylee Sheppard	G	So.	5-9	Cincinnati, Ohio / Roger Bacon
2	Grace Efosa-Aguebor	G	Jr.	5-11	Lawrence, Mass. / Whittier Tech
3	Meghan Huerter	G	So.	5-11	Clifton Park, N.Y. / Shenendehowa
5	Janai Crooms	G	Sr.	5-10	Cranston, R.I. / St. Andrew's (Michigan State)
11	Nariah Scott	G	So.	5-10	Holden, Mass. / Tabor Academy
12	Logan Cook	F	Gr.	6-1	Iowa City, Iowa / Iowa City West (Iowa)
15	Lauren Sampson	G/F	Sr.	6-0	Waltham, Mass. / Waltham
22	Brynn Farrell	G	Jr.	6-0	Ortley Beach, N.J. / St. Rose (Florida)
24	Audrey Koch	G	So.	5-10	Iowa City, Iowa / Iowa City West
30	Kammie Ludwig	G	Fr.	5-10	Geneseo, Ill. / Geneseo
31	Olivia Olsen	F	So.	6-3	Niskayuna, N.Y. / Niskayuna
33	Emily Archibald	F	So.	6-0	Kennebunk, Maine / Kennebunk

Providence In The BIG EAST

	Overall	BIG EAST	Reg. Seas. Finish
1982-83	24-6	7-1	tied-1st
1983-84	19-7	5-3	tied-2nd
1984-85	14-14	9-7	6th
1985-86	24-6	14-2	1st
1986-87	23-9	12-4	2nd
1987-88	13-15	7-9	6th
1988-89	22-11	10-6	3rd
1989-90	27-5	14-2	tied-1st
1990-91	26-6	13-3	2nd
1991-92	21-9	13-5	tied-2nd
1992-93	15-15	7-11	7th
1993-94	13-15	10-8	4th
1994-95	10-21	5-13	tied-8th
1995-96	12-15	9-9	tied-1st BE 7
1996-97	13-14	8-10	tied-2nd BE 7
1997-98	10-17	6-12	4th BE 7
1998-99	5-22	4-14	11th
1999-00	10-17	5-11	tied-9th
2000-01	11-17	4-12	11th
2001-02	13-15	7-9	8th
2002-03	9-18	3-13	13th
2003-04	4-23	0-16	14th
2004-05	1-27	0-16	12th
2005-06	8-19	3-13	tied-13th
2006-07	13-16	3-13	tied-13th
2007-08	12-17	2-14	16th
2008-09	10-20	4-12	tied-13th
2009-10	19-15	7-9	tied-8th
2010-11	13-16	6-10	11th
2011-12	13-17	5-11	13th
2012-13	7-23	2-14	14th
2013-14	7-23	2-16	10th
2014-15	6-24	3-15	9th
2015-16	5-24	1-17	10th
2016-17	12-18	4-14	tied-7th
2017-18	10-21	3-15	tied-9th
2018-19	19-16	8-10	tied-6th
2019-20	13-19	3-15	8th
2020-21	7-14	4-10	7th
2021-22	11-19	6-14	8th

2022-23 Providence Schedule

November			
Date	Opponent	Time (ET)	Coverage
7	Dayton	7 p.m.	FloSports
11	Stonehill	7 p.m.	FloSports
14	at Rhode Island	6 p.m.	
17	at Iona	TBA	
20	at Boston College	TBA	
25	Hartford	1 p.m.	FloSports
26	Weber State	3 p.m.	FloSports
27	Bryant	2 p.m.	FloSports
December			
2	at CONNECTICUT	7 p.m.	SNY
4	VILLANOVA	1 p.m.	BEDN/FloSports
7	Brown	7 p.m.	FloSports
10	Central Connecticut	1 p.m.	FloSports
18	at ST.JOHN'S	4:30 p.m.	FSI
20	at Sacred Heart	11 a.m.	
28	at DePAUL	7 p.m.	BEDN/FloSports
January			
4	at CREIGHTON	7 p.m.	BEDN/FloSports
8	SETON HALL	1 p.m.	BEDN/FloSports
11	XAVIER	11 a.m.	BEDN/FloSports
14	at MARQUETTE	3 p.m.	
18	at BUTLER	7 p.m.	BEDN/FloSports
21	GEORGETOWN	5 p.m.	BEDN/FloSports
24	CREIGHTON	7 p.m.	BEDN/FloSports
28	at XAVIER	2 p.m.	BEDN/FloSports
February			
1	CONNECTICUT	7 p.m.	SNY
4	at SETON HALL	1 p.m.	BEDN/FloSports
11	BUTLER	1 p.m.	BEDN/FloSports
15	MARQUETTE	7 p.m.	BEDN/FloSports
18	DePAUL	Noon	BEDN/FloSports
21	at GEORGETOWN	7 p.m.	BEDN/FloSports
24	at VILLANOVA	7 p.m.	BEDN/FloSports
27	ST.JOHN'S	7 p.m.	BEDN/FloSports

Crowley's Year-By-Year History

Year	School	Overall	BIG EAST	BIG EAST Tournament	NCAA Postseason	WNIT
1993-94	Keuka College	14-11				
1994-95	Keuka College	18-10				
1995-96	Keuka College	7-16				
2000-01	St. Bonaventure	7-21				
2001-02	St. Bonaventure	13-15				
2002-03	St. Bonaventure	6-22				
2003-04	St. Bonaventure	9-19				
2004-05	St. Bonaventure	9-19				
2005-06	St. Bonaventure	9-18				
2006-07	St. Bonaventure	16-15				
2007-07	St. Bonaventure	18-12				
2008-09	St. Bonaventure	23-11				2-1
2009-10	St. Bonaventure	23-10				1-1
2010-11	St. Bonaventure	21-12				1-1
2011-12	St. Bonaventure	31-4			2-1	
2012-13	St. Bonaventure	10-19				1-1
2013-14	St. Bonaventure	24-11				
2014-15	St. Bonaventure	15-15				
2015-16	St. Bonaventure	24-8			1-1	
2016-17	Providence	12-18	4-14 (t-7th)	0-1		
2017-18	Providence	10-21	3-15 (t-9th)	0-1		
2018-19	Providence	19-16	8-10 (t-6th)	1-1		2-1
2019-20	Providence	13-19	3-15 (8th)	1-1		
2020-21	Providence	7-14	4-10 (7th)	1-1		
2021-22	Providence	11-19	6-14 (8th)	0-1		
Career	25 years	369-375 .496	28-78 .264	3-6 .333	3-2 .600	7-5 .583

Crowley's record

Career Record (25 years)
369-375 (.496)
Providence Record (6 years)
72-107 (.402)
BIG EAST Regular Season Record (6 years)
28-78 (.264)
BIG EAST Tournament Record (6 appearances)
3-6 (.333)
NCAA Record (2 appearances)
0-2 (.000)
WNIT Record (5 appearances)
7-5 (.583)

Providence | 2021-22 Statistics

RECORD:	OVERALL	HOME	AWAY	NEUTRAL	ATTENDANCE SUMMARY			
ALL GAMES	11-19	6-11	5-7	0-1		GAMES	TOTALS	AVG/GAME
CONFERENCE	6-14	3-7	3-7	0-0	HOME	17	6223	366
NON-CONFERENCE	5-5	3-4	2-0	0-1	AWAY	12	18013	1501
					NEUTRAL	1	4347	4347
					TOTAL	30	28583	953

DATE	TIME	OPPONENT	SCORE	ATTEND	HIGH POINTS	HIGH REBOUNDS
11/09/21	4:00 pm	YALE	57-63	LOT	456	(18)Crooms,Janai
11/13/21	1:00 pm	at Maine	66-61	WOT	978	(19)Crooms,Janai
11/17/21	7:00 pm	RHODE ISLAND	53-66	L	500	(11)Baskerville,Mary
11/20/21	1:00 pm	BOSTON COLLEGE	73-85	L	426	(18)Sheppard,Kylee
11/23/21	4:00 pm	MASSACHUSETTS	62-80	L	225	(24)Geary,Alyssa
11/28/21	1:00 pm	MONMOUTH	64-34	W	225	(12)Olsen,Olivia
12/01/21	7:00 pm	HARTFORD	73-62	W	187	(25)Crooms,Janai
12/03/21	7:00 pm	VILLANOVA	66-47	W	358	(18)Geary,Alyssa
12/05/21	1:00 pm	GEORGETOWN	47-55	L	262	(14)Geary,Alyssa
12/08/21	6:00 pm	at Brown	59-43	W	270	(14)Crooms,Janai
						(14)Geary,Alyssa
12/11/21	1:00 pm	QUINNIPIAC	68-50	W	213	(24)Crooms,Janai
12/19/21	1:00 pm	CREIGHTON	56-71	L	180	(13)Baskerville,Mary
01/07/22	7:00 pm	DEPAUL	77-98	L	203	(22)Sheppard,Kylee
01/11/22	7:00 pm	at Xavier	54-49	W	429	(13)Sheppard,Kylee
						(11)Baskerville,Mary
01/14/22	1:00 pm	ST. JOHN'S	56-49	W	125	(20)Baskerville,Mary
01/16/22	1:00 pm	SETON HALL	42-62	L	236	(10)Crooms,Janai
						(10)Olsen,Olivia
01/21/22	7:00 pm	at Villanova	56-71	L	1009	(11)Sheppard,Kylee
						(7)Geary,Alyssa
01/23/22	2:00 pm	at Georgetown	66-58	WOT		(21)Sheppard,Kylee
01/28/22	4:00 pm	at Creighton	71-95	L	1018	(16)Crooms,Janai
						(8)Baskerville,Mary
01/30/22	7:30 pm	UCONN	61-69	L	1500	(27)Crooms,Janai
02/04/22	7:00 pm	at Marquette	59-61	L	1344	(16)Crooms,Janai
02/06/22	2:00 pm	at DePaul	67-88	L	1313	(19)Crooms,Janai
02/11/22	7:00 pm	BUTLER	64-53	W	364	(13)Olsen,Olivia
02/13/22	12:00 pm	XAVIER	60-62	L	312	(17)Olsen,Olivia
02/16/22	7:00 pm	at Butler	69-41	W	518	(17)Crooms,Janai
02/18/22	7:00 pm	at Seton Hall	52-62	L	560	(14)Crooms,Janai
						(8)Olsen,Olivia
02/20/22	1:00 pm	at St. John's	62-68	LOT	407	(13)Crooms,Janai
02/25/22	7:00 pm	MARQUETTE	51-57	L	451	(11)Crooms,Janai
02/27/22	2:00 pm	at UCONN	31-88	L	10167	(12)Crooms,Janai
03/04/22	11:00 am	vs Georgetown	55-68	L	4347	(21)Archibald,Emily
						(6)Olsen,Olivia

* indicates conference game

PLAYERS RETURNING			TOTAL					3-PTS			REBOUNDS				PF FO A TO Blk Stl Pts Avg										
##	Player	GP GS	Min	Avg	FG	FGA	Pct	3FG	FGA	Pct	FT	FTA	Pct	Off	Def	Tot	Avg	PF	FO	A	TO	Blk	Stl	Pts	Avg
05	Crooms,Janai	29 29	1005	34.7	149	342	.436	17	44	.386	86	137	.628	65	144	209	7.2	51	0	102	127	32	41	401	13.8
	Conference-Only...	19 19	647	34.1	86	210	.410	13	28	.464	54	83	.651	29	82	111	5.8	31	0	49	72	19	22	239	12.6
01	Sheppard,Kylee	20 19	586	29.3	68	169	.402	24	68	.353	27	36	.750	15	49	64	3.2	39	0	41	55	4	30	187	9.4
	Conference-Only...	17 16	509	29.9	58	143	.406	20	56	.357	21	29	.724	13	39	52	3.1	34	0	39	51	4	25	157	9.2
31	Olsen,Olivia	30 5	598	19.9	83	157	.529	0	0	.000	39	60	.650	60	109	169	5.6	30	0	15	36	28	11	205	6.8
	Conference-Only...	20 5	428	21.4	60	119	.504	0	0	.000	30	47	.638	46	76	122	6.1	19	0	12	20	17	7	150	7.5
33	Archibald,Emily	24 16	546	22.8	57	128	.445	21	44	.477	17	21	.810	15	57	72	3.0	50	1	17	30	11	18	152	6.3
	Conference-Only...	14 7	263	18.8	16	44	.364	8	17	.471	6	7	.857	2	25	27	1.9	26	0	8	10	5	7	46	3.3
15	Sampson,Lauren	26 11	569	21.9	41	135	.304	28	102	.275	11	15	.733	7	51	58	2.2	20	0	19	26	7	7	121	4.7
	Conference-Only...	16 7	307	19.2	24	70	.343	16	49	.327	7	10	.700	5	29	34	2.1	12	0	9	16	4	5	71	4.4
11	Scott,Nariah	22 5	347	15.8	28	94	.298	9	45	.200	12	19	.632	12	51	63	2.9	34	1	17	33	4	20	77	3.5
	Conference-Only...	20 5	314	15.7	24	82	.293	8	38	.211	12	19	.632	8	47	55	2.8	30	1	14	31	4	19	68	3.4
24	Koch,Audrey	30 16	636	21.2	29	86	.337	9	29	.310	18	24	.750	24	44	68	2.3	59	1	23	35	7	19	85	2.8
	Conference-Only...	20 8	363	18.2	25	64	.391	7	21	.333	9	10	.900	16	24	40	2.0	34	0	13	21	2	7	66	3.3
02	Efosa-Aguebor,Grace	17 2	218	12.8	17	48	.354	0	0	.000	14	18	.778	7	28	35	2.1	17	0	11	19	2	7	48	2.8
	Conference-Only...	16 1	188	11.8	16	46	.348	0	0	.000	13	16	.813	6	24	30	1.9	16	0	8	15	2	5	45	2.8
03	Huerter,Meghan	23 1	264	11.5	15	60	.250	13	45	.289	2	2	1.000	2	25	27	1.2	21	0	9	16	3	6	45	2.0
	Conference-Only...	14 0	124	8.9	9	25	.360	8	18	.444	0	0	.000	1	12	13	0.9	10	0	6	7	1	3	26	1.9
PLAYERS NOT RETURNING			TOTAL					3-PTS			REBOUNDS				PF FO A TO Blk Stl Pts Avg										
##	Player	GP GS	Min	Avg	FG	FGA	Pct	3FG	FGA	Pct	FT	FTA	Pct	Off	Def	Tot	Avg	PF	FO	A	TO	Blk	Stl	Pts	Avg
32	Geary,Alyssa	30 30	791	26.4	109	289	.377	14	77	.182	54	66	.818	20	106	126	4.2	77	5	61	91	32	13	286	9.5
	Conference-Only...	20 20	512	25.6	63	185	.341	8	51	.157	33	38	.868	14	73	87	4.4	53	3	34	58	25	6	167	8.4
10	Baskerville,Mary	23 16	436	19.0	61	139	.439	1	1	1.000	39	64	.609	26	100	126	5.5	70	6	20	42	43	39	162	7.0
	Conference-Only...	18 12	334	18.6	45	103	.437	1	1	1.000	28	43	.651	22	76	98	5.4	53	3	17	30	29	32	119	6.6
23	Fabozzi,Julia	15 0	95	6.3	8	35	.229	4	23	.174	8	8	1.000	2	6	8	0.5	6	0	2	4	1	0	28	1.9
	Conference-Only...	9 0	61	6.8	4	20	.200	1	13	.077	4	4	1.000	0	2	2	0.2	2	0	1	1	0	0	13	1.4
00	Wrister,Andrea	1 0	9	9.0	0	2	.000	0	1	.000	0	0	.000	0	1	1	1.0	0	0	0	0	0	0	0	0.0
	Conference-Only...	0 0	0	0.0	0	0	.000	0	0	.000	0	0	.000	0	0	0	0.0	0	0	0	0	0	0	0	0.0
TM	TEAM.....																								
	Conference-Only...																								
	Total.....	30			665	1684	.395	140	479	.292	327	470	.696	307	844	1151	38.4	474	14	337	539	174	211	1797	59.9
	Conference-Only...	20			430	1111	.387	90	292	.308	217	306	.709	198	550	748	37.4	320	7	210	349	112	138	1167	58.3
	Opponents.....	30			692	1872	.370	201	664	.303	331	455	.727	382	770	1152	38.4	465	-	397	424	129	274	1916	63.9
	Conference-Only...	20			470	1247	.377	138	432	.319	226	302	.748	253	515	768	38.4	298	3	281	273	90	185	1304	65.2

PROVIDENCE

TEAM-BY-TEAM SERIES RECORDS

vs.	BE Regular Season			Tournament W-L	Non BIG EAST
	W-L	Home	Away		
Butler	8-10	4-5	4-5	1-1	0-0
Connecticut	11-38	7-17	4-21	2-4	8-1
Creighton	3-14	1-7	2-7	0-1	0-1
DePaul	2-23	2-11	0-12	0-2	2-1
Georgetown	26-35	16-16	10-19	6-1	0-3
Marquette	5-21	2-11	3-10	0-2	0-0
St. John's	27-37	13-18	14-19	1-3	4-4
Seton Hall	27-38	17-15	10-23	1-4	2-2
Villanova	25-45	19-17	6-28	2-6	1-2
Xavier	6-11	4-4	2-7	1-0	0-0

ALL-TIME YEAR-BY-YEAR ALL-BIG EAST AWARDS

Year	Player	Award	Year	Player	Award
21-22	Janai Crooms	Honorable Mention	88-89	Shanya Evans	Third Team
21-22	Kylee Sheppard	All-Freshman Team	88-89	Tracy Lis	All-Rookie Team, Rookie of the Year
20-21	Mary Baskerville	Second Team	87-88	Doreen Ferguson	Second Team
18-19	Mary Baskerville	All-Freshman Team, Freshman of the Year	87-88	Shanya Evans	All-Rookie Team
18-19	Jovana Nogic	Honorable Mention	86-87	Mary Burke	First Team
18-19	Kaela Webb	All-Freshman Team	86-87	Doris Sable	First Team
17-18	Chanell Williams	All-Freshman Team	86-87	Andrea Mangum	All-Rookie Team
16-17	Jovana Nogic	Honorable Mention	85-86	Britt King	First Team
13-14	Alexis Harris	Second Team	85-86	Mary Burke	Second Team
13-14	Sarah Beal	All-Freshman Team	85-86	Doris Sable	Second Team
12-13	Symone Roberts	Second Team	85-86	Bob Foley	Coach of the Year
10-11	Lauren Okafor	All-Freshman Team	85-86	Joan Powers	Scholar-Athlete of the Year
09-10	Chelsea Marandola	First Team	84-85	Mary Burke	Second Team
07-08	Mi-Khida Hankins	All-Freshman Team	84-85	Britt King	Second Team
06-07	Kendria Holmes	All-Freshman Team	83-84	Kathy Finn	First Team, Player of the Year (Co)
06-07	Chelsea Marandola	Second Team	83-84	Doris Sable	All-Rookie Team
05-06	Chelsea Marandola	All-Freshman Team	82-83	Kathy Finn	First Team
01-02	Jessica Simmonds	All-Rookie Team	82-83	Kerry Phayre	Honorable Mention
97-98	Jen Gombotz	All-Rookie Team			
96-97	Nadine Malcolm	Second Team			
96-97	Kerrie Chatten	Third Team			
95-96	Nadine Malcolm	Second Team			
94-95	Kerrie Chatten	All-Rookie Team			
93-94	Stefanie Goettsche	First Team			
93-94	Mandy Saunders	All-Rookie Team			
93-94	Lucie Fontanella	Third Team			
92-93	Sonya Lewis	Third Team			
92-93	Lucie Fontanella	Third Team			
92-93	Lori Penrod	All-Rookie Team			
91-92	Tracy Lis	First Team, Special Achievement Award			
91-92	Stephanie Cole	Third Team			
90-91	Tracy Lis	First Team			
90-91	Shanya Evans	First Team			
90-91	Lucie Fontanella	All-Rookie Team			
90-91	Jennifer Mead	All-Rookie Team			
89-90	Andrea Mangum	First Team			
89-90	Dottie VanGheem	First Team			
89-90	Shanya Evans	First Team			
89-90	Tracy Lis	Third Team			
88-89	Andrea Mangum	Second Team			
88-89	Liz Lawlor	Second Team			

St. John's University


Red Storm

QUICK FACTS

Location.....Queens, N.Y.
 Nickname.....Red Storm
 Enrollment.....21,067
 Director of Athletics.....Mike Cragg
 Home Court.....Carnesecca Arena (5,602)
 2021-22 Record.....12-19
 2021-22 BIG EAST Record/Finish.....7-12/Seventh
 Letterwinners Returning/Lost.....7/6
 Starters Returning/Lost.....4/1



Mike Cragg
Director of Athletics



Joe Tartamella
Head Coach



Kadaja Bailey, 5th-Year, G
Top Returner

Coaching Staff

Head Coach.....Joe Tartamella (James Madison '01)
 Associate Head Coach.....Candice Walker (Loyola [Md.] '11)
 Assistant Coach.....Shenneika Smith (St. John's '13)
 Assistant Coach.....Joe Rutgiliano
 Director of Basketball Operations.....Becky Adams
 Director of Player Development and Advanced Scouting:
Samantha Prahalis-Holmes

Media Relations

SID Contact.....Christina Anderson
 Office Phone.....718-990-1523
 Cell Phone.....936-648-6382
 Email Address.....andersc2@stjohns.edu
 Website.....www.RedStormSports.com



2022-23 St. John's Roster

No.	Name	Pos.	Cl.	Ht.	Hometown / High School (Previous School)
1	Unique Drake	G	Sr.	5-7	Columbia, S.C. / Westwood
2	Mimi Reid	G	6th	5-8	Bronx, N.Y. / The Patrick School
3	Danielle Patterson	G/F	6th	6-2	Brooklyn, N.Y. / The Mary Louis Academy
4	Jayla Everett	G	Sr.	5-10	St. Louis, Mo. / Kirkwood
5	Jailah Donald	G	Fr.	5-7	Gardena, Calif. / Serra
10	JaKayla Brown	G	Gr.	5-10	LaPlata, Md. / St. Mary's Ryken
11	Sitota Gines	G	So.	5-10	Zaragoza, Spain /
12	Skye Owen	G	Fr.	5-7	Staten Island, N.Y. / Saint Francis
13	Danielle Cosgrove	F	5th	6-4	Holbrook, N.Y. / Sachem East High School
14	Jillian Archer	F	Gr.	6-2	Santa Monica, Calif. / Bishop Alemany
20	Rayven Peeples	F	5th	6-3	Detroit, Mich. / John Hardin
30	Kadaja Bailey	G	5th	6-0	Long Beach, N.Y. / St. Mary's
33	Katie Burton	G	So.	5-9	Fishers, Ind. / Fisher High School

St. John's In The BIG EAST

	Overall	BIG EAST	Reg. Seas. Finish
1982-83	27-6	7-1	tied-1st
1983-84	24-6	5-3	tied-3rd
1984-85	18-11	12-4	tied-1st
1985-86	19-9	11-5	4th
1986-87	16-13	9-7	tied-4th
1987-88	22-10	10-6	tied-3rd
1988-89	10-18	5-11	7th
1989-90	12-17	5-11	tied-7th
1990-91	16-12	10-6	tied-3rd
1991-92	14-14	7-11	tied-5th
1992-93	12-16	5-13	8th
1993-94	8-20	4-14	9th
1994-95	15-12	10-8	tied-4th
1995-96	6-21	4-14	6th BE 6
1996-97	5-22	3-15	6th BE 6
1997-98	6-21	4-14	6th BE 6
1998-99	13-18	7-11	8th
1999-00	11-18	5-11	tied-9th
2000-01	8-20	3-13	tied-12th
2001-02	3-24	0-16	14th
2002-03	8-19	2-14	14th
2003-04	10-18	4-12	11th
2004-05	20-11	7-9	tied-6th
2005-06	22-8	11-5	tied-3rd
2006-07	8-20	4-12	12th
2007-08	18-15	7-9	10th
2008-09	19-15	4-12	tied-13th
2009-10	25-7	12-4	tied-4th
2010-11	22-11	9-7	tied-7th
2011-12	24-10	13-3	tied-2nd
2012-13	18-13	11-5	tied-3rd
2013-14	23-11	13-5	2nd
2014-15	23-11	11-7	4th
2015-16	23-10	11-7	4th
2016-17	22-12	11-7	tied-4th
2017-18	19-15	9-9	tied-5th
2018-19	15-16	7-11	tied-8th
2019-20	19-12	11-7	tied-3rd
2020-21	8-15	4-12	8th
2021-22	12-19	7-12	7th

2022-23 St. John's Schedule

Date	Opponent	Time (ET)	Coverage
November			
7	Monmouth	1 p.m.	FloSports
11	St. Francis (N.Y.)	7 p.m.	FloSports
16	Temple	7 p.m.	FloSports
19	Stony Brook	2 p.m.	FloSports
25	vs. Memphis - Las Vegas Invitational	3:30 p.m.	
26	vs. UTSA - Las Vegas Invitational	1 p.m.	
December			
2	at BUTLER	7 pm.	BEDN/FloSports
4	CREIGHTON	2 p.m.	BEDN/FloSports
8	Iona	7 p.m.	FloSports
11	Bethune-Cookman	2 p.m.	FloSports
18	PROVIDENCE	4:30 p.m.	FSI
21	Wagner	2 p.m.	FloSports
31	at GEORGETOWN	Noon	BEDN/FloSports
January			
4	at SETON HALL	7 p.m.	BEDN/FloSports
8	XAVIER	2 p.m.	BEDN/FloSports
11	CONNECTICUT	7 p.m.	SNY
14	at VILLANOVA	2 p.m.	BEDN/FloSports
18	MARQUETTE	7 p.m.	BEDN/FloSports
21	at DePAUL	5 p.m.	BEDN/FloSports
25	BUTLER	7 p.m.	BEDN/FloSports
31	SETON HALL	7 p.m.	BEDN/FloSports
February			
4	at CREIGHTON	2 p.m.	BEDN/FloSports
8	at XAVIER	7 p.m.	BEDN/FloSports
11	DePAUL	TBA	BEDN/FloSports
15	VILLANOVA	7 p.m.	BEDN/FloSports
18	at MARQUETTE	3 p.m.	BEDN/FloSports
21	at CONNECTICUT	7 p.m.	SNY
24	GEORGETOWN	7 p.m.	BEDN/FloSports
27	at PROVIDENCE	7 p.m.	BEDN/FloSports

Tartamella's Year-By-Year History

Year	School	Overall	BIG EAST	BIG EAST Tournament	NCAA Postseason	WNIT
2012-13	St. John's	18-13	11-5 (T-3rd)	1-1	0-1	
2013-14	St. John's	23-11	13-5 (2nd)	2-1	1-1	
2014-15	St. John's	23-11	11-7 (4th)	1-1		2-1
2015-16	St. John's	23-10	11-7 (4th)	3-0	0-1	
2016-17	St. John's	22-12	11-7 (T-4th)	1-1		2-1
2017-18	St. John's	19-15	9-9 (T-5th)	0-1		3-1
2018-19	St. John's	15-16	7-11 (T-8th)	1-1		
2019-20	St. John's	19-12	11-7 (T-3rd)	1-1		
2020-21	St. John's	8-15	4-12 (8th)	1-1		
2021-22	St. John's	12-19	7-12 (7th)	1-1		
Career	10 years	182-134 .576	95-82 .537	12-9 .571	1-3 .250	7-3 .700

Tartamella's record

Career Record (10 years)
182-134 (.576)
St. John's Record (10 years)
182-134 (.576)
BIG EAST Regular Season Record (10 years)
95-82 (.537)
BIG EAST Tournament Record (10 appearances)
12-9 (.571)
NCAA Record (3 appearances)
1-3 (.250)
WNIT Record (3 appearances)
7-3 (.700)

ST. JOHN'S

TEAM-BY-TEAM SERIES RECORDS

vs.	BE Regular Season			Tournament	Non
	W-L	Home	Away	W-L	BIG EAST
Butler	13-4	6-2	7-2	0-0	0-0
Connecticut	11-38	7-19	4-19	1-6	5-2
Creighton	7-9	3-5	4-4	4-1	1-1
DePaul	4-22	2-11	2-11	1-3	0-0
Georgetown	35-30	20-12	15-18	3-0	2-0
Marquette	10-18	6-8	4-10	0-2	0-0
Providence	37-27	19-14	18-13	3-1	4-4
Seton Hall	39-30	23-11	16-19	7-2	3-3
Villanova	25-38	15-16	10-22	3-5	0-3
Xavier	14-2	8-0	6-2	2-0	0-0

ALL-TIME YEAR-BY-YEAR ALL-BIG EAST AWARDS

Year	Player	Award	Year	Player	Award
21-22	Leilani Correa	First Team	07-08	Kia Wright	Second Team
20-21	Leilani Correa	First Team	07-08	Sky Lindsay	All-Freshman Team
20-21	Leilani Correa	All-Freshman Team, Sixth-Woman of the Year	06-07	Kia Wright	Second Team
19-20	Qadashah Hoppie	Second Team	06-07	Monique McLean	Honorable Mention
18-19	Kadaja Bailey	All-Freshman Team	05-06	Angela Clark	First Team
18-19	Tiana England	Honorable Mention	05-06	Kia Wright	First Team
17-18	Maya Singleton	Second Team	05-06	Kim Barnes Arico	Coach of the Year
17-18	Tiana England	All-Freshman Team	04-05	Kia Wright	Second Team
17-18	Qadashah Hoppie	All-Freshman Team, Freshman of the Year	03-04	Angie Clark	All-Freshman Team
16-17	Jade Walker	First Team	03-04	Sherri Brown	Sportsmanship Award
16-17	Aaliyah Lewis	Honorable Mention, Defensive Player of the Year (Co)	98-99	Ebony Dickinson	Third Team
16-17	Alisha Kebbe	All-Freshman Team	94-95	Tawana Jackson	First Team
15-16	Danaejah Grant	First Team	93-94	Pam Odom	Second Team
15-16	Aliyyah Handford	First Team, Defensive Player of the Year	92-93	Pam Odom	Third Team
14-15	Aliyyah Handford	First Team	91-92	Cozette Ballentine	Second Team
14-15	Danaejah Grant	Second Team	91-92	Tina Ogden	Third Team
14-15	Amber Thompson	Honorable Mention	90-91	Cozette Ballentine	First Team
13-14	Aliyyah Handford	First Team	90-91	Tina Ogden	Second Team
13-14	Amber Thompson	Honorable Mention	90-91	Margaret McKeon	Second Team
13-14	Jade Walker	All-Freshman Team	90-91	Joe Mullaney, Jr.	Coach of the Year
13-14	Eugeneia McPherson	Sportsmanship Award	89-90	Sabrina Johnson	First Team
12-13	Nadirah McKenith	First Team	88-89	Sabrina Johnson	First Team
12-13	Shenneika Smith	First Team	87-88	Lisa Smith	Second Team
12-13	Aliyyah Handford	All-Freshman Team	87-88	Dolores Dixon	Second Team
11-12	Shenneika Smith	First Team	86-87	Lisa Smith	Second Team
11-12	Nadirah McKenith	Second Team	85-86	Jackie Smith	First Team
11-12	Da'Shena Stevens	Second Team, Sportsmanship Award (co), Scholar-Athlete of the Year	85-86	Maureen Conley	All-Freshman Team
11-12	Amber Thompson	All-Freshman Team	85-86	Brenda Ginaitt	All-Freshman Team
11-12	Kim Barnes Arico	Coach of the Year	84-85	Janet Roos	First Team
10-11	Shenneika Smith	Second Team	83-84	Ann Marie McNamee	Second Team
10-11	Da'Shena Stevens	Second Team	83-84	Janet Roos	Second Team
09-10	Da'Shena Stevens	First Team	82-83	Debbie Beckford	First Team, Player of the Year
09-10	Shenneika Smith	All-Freshman Team	82-83	Don Perrelli	Coach of the Year
09-10	Nadirah McKenith	All-Freshman Team	82-83	Ann Marie McNamee	Freshman of the Year
08-09	Monique McLean	Second Team			
08-09	Da'Shena Stevens	All-Freshman Team, Freshman of the Year			

Seton Hall University Pirates

QUICK FACTS

Location.....South Orange, N.J.
 Nickname.....Pirates
 Enrollment.....10,000
 Director of Athletics.....Bryan Felt
 Home Court.....Walsh Gymnasium (1,284)
 2021-22 Record.....24-13
 2021-22 BIG EAST Record/Finish.....12-8/Sixth
 Letterwinners Returning/Lost.....6/7
 Starters Returning/Lost.....3/2



Bryan Felt
Director of Athletics



Anthony Bozzella
Head Coach



Lauren Park-Lane, Sr., G
Top Returner

Coaching Staff

Head Coach.....Anthony Bozzella (Seton Hall '89)
 Associate Head Coach.....Lauren DeFalco (Iona '08)
 Assistant Coach.....Ali Jacques (NYU '98)
 Assistant Coach.....Jose Rebimbas (Seton Hall '90)
 Director of Player Development.....Pete Cinella
 Director of Basketball Operations.....Shakena Richardson
 Coordinator of Basketball Operations.....Kristie Guttridge
 Coordinator of Basketball Operations.....Mike Laughner

Media Relations

SID Contact.....Matt Sweeney
 Office Phone.....973-761-9493
 Cell Phone.....973-943-8434
 Email Address.....matthew.sweeney@shu.edu
 Website.....www.SHUPirates.com



2022-23 Seton Hall Roster

No.	Name	Pos.	Cl.	Ht.	Hometown / High School (Previous School)
0	Alexia Allesch	F	Gr.	6-1	Basking Ridge, N.J. / Gill St. Bernard's
1	Sha'Lynn Hagans	G	Sr.	5-6	Manassas, Va. / Osburn Park
3	Lauren Park-Lane	G	Sr.	5-3	Wilmington, Del. / Sanford
4	Jala Jordan	F	Sr.	6-2	Philadelphia, Pa. / IMG Academy
10	Mya Bembyr	F	Sr.	6-1	West Orange, N.J. / West Orange
13	Kae Satterfield	G/F	Sr.	6-0	New York, N.Y. / Christ the King
14	Sidney Cooks	F/C	Gr.	6-4	Kenosha, Wis. / St. Joseph Catholic
15	Azana Baines	G/F	Sr.	6-1	Blackwood, N.J. / Gloucester Catholic
21	Shailyn Pinkney	G/F	Fr.	5-10	East Hartford, Conn. / East Hartford
22	Amari Wright	G	Jr.	5-9	Jacksonville, Fla. / Sandalwood
23	Victoria Keenan	G	Sr.	5-7	Bethlehem, Pa. / Northampton
24	Allie Palmieri	G	Jr.	5-10	Trumbull, Conn. / Green Farms Academy
33	Kailah Harris	F/C	Sr.	6-1	Ossining, N.Y. / Ossining

Seton Hall In The BIG EAST

	Overall	BIG EAST	Reg. Seas. Finish
1982-83	11-16	3-5	tied-6th
1983-84	17-13	5-3	tied-3rd
1984-85	4-25	2-14	9th
1985-86	5-23	2-14	9th
1986-87	12-17	3-13	8th
1987-88	10-19	4-12	8th
1988-89	18-10	9-7	tied-4th
1989-90	21-7	11-5	3rd
1990-91	18-11	7-9	5th
1991-92	14-14	5-13	tied-8th
1992-93	14-13	8-10	6th
1993-94	27-5	16-2	2nd
1994-95	24-9	12-6	3rd
1995-96	16-13	9-9	tied-1st BE 7
1996-97	10-17	7-11	5th BE 7
1997-98	8-19	6-12	tied-4th BE 7
1998-99	6-21	3-15	13th
1999-00	11-16	5-11	tied-9th
2000-01	16-12	9-7	6th
2001-02	15-14	6-10	tied-9th
2002-03	14-15	7-9	8th
2003-04	15-15	6-10	10th
2004-05	14-14	6-10	9th
2005-06	6-21	3-13	tied-13th
2006-07	19-12	9-7	tied-8th
2007-08	13-15	3-13	tied-14th
2008-09	17-14	4-12	tied-13th
2009-10	9-21	1-5	16th
2010-11	8-22	1-15	16th
2011-12	8-23	1-15	15th
2012-13	11-20	5-11	tied-11
2013-14	20-14	8-10	7th
2014-15	28-6	15-3	tied-1st
2015-16	23-9	12-6	tied-2nd
2016-17	12-19	4-14	tied-7th
2017-18	16-16	7-11	7th
2018-19	15-16	7-11	tied-8th
2019-20	19-12	11-7	tied-3rd
2020-21	14-7	12-5	3rd
2021-22	24-13	12-8	6th

2022-23 Seton Hall Schedule

November			
Date	Opponent	Time (ET)	Coverage
7	Saint Peter's	7 p.m.	FloSports
11	at Rutgers	7 p.m.	
14	Princeton	7 p.m.	FloSports
17	Columbia	7 p.m.	FloSports
24	vs.VCU	3:15 p.m.	ESPN3
25	vs.Wisconsin	1 p.m.	ESPN3
26	vs. Georgia	3:15 p.m.	ESPN3
December			
2	at XAVIER	7 p.m.	BEDN/FloSports
4	MARQUETTE	1 p.m.	BEDN/FloSports
9	Rider	11 a.m.	FloSports
11	at UCF	3 p.m.	
17	at Fordham	2 p.m.	
21	at CONNECTICUT	7 p.m.	SNY
28	GEORGETOWN	4 p.m.	BEDN/FloSports
31	BUTLER	4 p.m.	BEDN/FloSports
January			
4	ST. JOHN'S	7 p.m.	BEDN/FloSports
8	at PROVIDENCE	1 p.m.	BEDN/FloSports
11	at CREIGHTON	9 p.m.	FSI
19	CONNECTICUT	7 p.m.	SNY
22	at MARQUETTE	3 p.m.	FSI
25	at GEORGETOWN	7 p.m.	BEDN/FloSports
28	DePAUL	1 p.m.	BEDN/FloSports
31	at ST. JOHN'S	7 p.m.	BEDN/FloSports
February			
4	PROVIDENCE	1 p.m.	BEDN/FloSports
7	CREIGHTON	7 p.m.	BEDN/FloSports
11	at VILLANOVA	TBD	BEDN/FloSports
15	at DePAUL	8 p.m.	BEDN/FloSports
18	XAVIER	1 p.m.	BEDN/FloSports
24	at BUTLER	7 p.m.	BEDN/FloSports
27	VILLANOVA	7 p.m.	FSI

Bozzella's Year-By-Year History

Year	School	Overall	BIG EAST	BIG EAST Tournament	NCAA Postseason	WNIT
1992-93	Southampton	3-21				
1993-94	Southampton	11-16				
1994-95	Southampton	17-11				
1995-96	Southampton	16-11				
1996-97	Southampton	17-13				
1997-98	Southampton	17-12				
1998-99	Southampton	19-11				
1999-00	Southampton	20-9				
2000-01	Long Island	16-15			0-1	
2001-02	Long Island	18-12				
2002-03	Iona	1-27				
2003-04	Iona	7-21				
2004-05	Iona	6-22				
2005-06	Iona	17-12				
2006-07	Iona	21-13				1-1
2007-08	Iona	20-14				1-1
2008-09	Iona	18-13				
2009-10	Iona	18-14				0-1
2010-11	Iona	11-20				
2011-12	Iona	13-18				
2012-13	Iona	20-13				0-1
2013-14	Seton Hall	20-14	8-10 (7th)	1-1		2-1
2014-15	Seton Hall	28-6	15-3 (T-1st)	2-1	0-1	
2015-16	Seton Hall	23-9	12-6 (T-2nd)	1-1	0-1	
2016-17	Seton Hall	12-19	4-14 (T-7th)	1-1		
2017-18	Seton Hall	16-16	7-11 (7th)	1-1	0-1	
2018-19	Seton Hall	15-16	7-11 (T-8th)	0-1	0-1	
2019-20	Seton Hall	19-12	11-7 (T-3rd)	1-1		
2020-21	Seton Hall	14-7	12-5 (3rd)	0-1		
2021-22	Seton Hall	24-13	12-8 (6th)	2-1		4-1
Career	30 years	477-430 .526	88-75 .540	9-9 .500	0-3 .000	8-8 .500

Bozzella's record

Career Record (30 years)
477-430 (.526)
Seton Hall Record (9 years)
163-107 (.604)
BIG EAST Regular Season Record (9 years)
88-75 (.540)
BIG EAST Tournament Record (9 appearances)
9-9 (.500)
NCAA Record (3 appearances)
0-3 (.000)
WNIT Record (8 appearances)
8-8 (.500)

Seton Hall | 2021-22 Statistics

RECORD:	OVERALL HOME AWAY NEUTRAL				ATTENDANCE SUMMARY			
	ALL GAMES	24-13	13-5	8-6	3-2	GAMES	TOTALS	AVG/GAME
CONFERENCE	12-8	7-3	5-5	0-0	HOME	18	11789	655
NON-CONFERENCE	12-5	6-2	3-1	3-2	AWAY	14	24328	1738
					NEUTRAL	5	15493	3099
					TOTAL	37	51610	1395

DATE	TIME	OPPONENT	SCORE	ATTEND	HIGH POINTS	HIGH REBOUNDS
11/09/21	7:00 pm	MOUNT ST. MARY'S	W 81-68	581	(24)Park-Lane,Lauren	(8)Armstrong,Katie
11/13/21	11:30 am	FORDHAM	L 63-82	615	(21)Cooks,Sidney	(9)Cooks,Sidney
11/16/21	7:00 pm	LEHIGH	W 87-77	529	(22)Espinoza-Hunter,Andr	(10)Espinoza-Hunter,Andr
11/25/21	4:00 pm	vs USC	L 65-79	131	(21)Cooks,Sidney	(9)Espinoza-Hunter,Andr
11/26/21	4:00 pm	vs Toledo	W 68-63	103	(19)Park-Lane,Lauren	(8)Harris,Kailah
12/03/21	7:00 pm	* UCONN	L 49-74	1320	(20)Park-Lane,Lauren	(6)Cooks,Sidney
						(6)Bembry,Mya
12/05/21	2:00 pm	* at St. John's	W 75-88		(23)Park-Lane,Lauren	(13)Bembry,Mya
12/11/21	12:00 pm	at Princeton	W 70-60	586	(21)Espinoza-Hunter,Andr	(8)Cooks,Sidney
12/14/21	6:00 pm	UCF	L 56-68	613	(15)Espinoza-Hunter,Andr	(7)Cooks,Sidney
12/19/21	12:00 pm	* MARQUETTE	W 69-57	608	(25)Park-Lane,Lauren	(7)Bembry,Mya
						(7)Espinoza-Hunter,Andr
12/21/21	12:00 pm	WAGNER	W 70-62	429	(20)Espinoza-Hunter,Andr	(14)Cooks,Sidney
12/31/21	2:00 pm	* at Villanova	L 73-76	907	(20)Espinoza-Hunter,Andr	(12)Cooks,Sidney
01/14/22	6:30 pm	* at Creighton	L 60-83	843	(13)Dean,Curtessia	(9)Dean,Curtessia
01/16/22	1:00 pm	* at Providence	W 62-42	236	(30)Park-Lane,Lauren	(13)Cooks,Sidney
01/19/22	7:00 pm	* ST. JOHN'S	W 84-79	606	(31)Park-Lane,Lauren	(8)Cooks,Sidney
						(8)Bembry,Mya
01/21/22	7:00 pm	* at UCONN	L 38-71	6326	(10)Cooks,Sidney	(6)Bembry,Mya
						(6)Park-Lane,Lauren
01/26/22	7:00 pm	* at Marquette	L 43-62	1064	(13)Espinoza-Hunter,Andr	(5)Dean,Curtessia
01/30/22	4:30 pm	* DEPAUL	L 65-85	993	(32)Cooks,Sidney	(10)Cooks,Sidney
02/02/22	7:00 pm	* GEORGETOWN	W 91-62	694	(25)Espinoza-Hunter,Andr	(8)Cooks,Sidney
02/04/22	1:00 pm	* XAVIER	W 91-86	479	(20)Espinoza-Hunter,Andr	(10)Cooks,Sidney
02/06/22	2:00 pm	* at Butler	W 72-56	689	(21)Espinoza-Hunter,Andr	(7)Armstrong,Katie
						(7)Espinoza-Hunter,Andr
02/09/22	7:00 pm	* at Georgetown	W 60-50	945	(14)Park-Lane,Lauren	(10)Bembry,Mya
						(14)Cooks,Sidney
02/13/22	1:00 pm	* VILLANOVA	W 72-60	1051	(33)Park-Lane,Lauren	(10)Cooks,Sidney
02/18/22	7:00 pm	* PROVIDENCE	W 62-52	560	(17)Espinoza-Hunter,Andr	(12)Cooks,Sidney
02/20/22	1:00 pm	* CREIGHTON	L 91-97	744	(35)Espinoza-Hunter,Andr	(13)Bembry,Mya
02/25/22	7:00 pm	* at DePaul	W 94-90	1219	(31)Park-Lane,Lauren	(10)Cooks,Sidney
03/01/22	1:00 pm	* at Xavier	W 74-53	156	(20)Cooks,Sidney	(10)Cooks,Sidney
						(20)Jackson,Mya
03/04/22	4:00 pm	vs Butler	W 58-39	4347	(21)Park-Lane,Lauren	(10)Jackson,Mya
03/05/22	9:30 pm	vs Creighton	W 66-65	4478	(20)Cooks,Sidney	(10)Bembry,Mya
03/06/22	5:30 pm	vs Villanova	L 55-64	6434	(24)Park-Lane,Lauren	(7)Cooks,Sidney
						(7)Bembry,Mya
03/17/22	7:00 pm	* FAIRLEIGH DICKINSON	W 67-45	429	(29)Park-Lane,Lauren	(12)Cooks,Sidney
01/07/22	11:00 am	* BUTLER	W 84-55	426	(35)Cooks,Sidney	(12)Bembry,Mya
03/21/22	7:00 pm	VCU	W 70-67	519	(22)Park-Lane,Lauren	(11)Bembry,Mya
03/24/22	7:00 pm	DREXEL	W 78-71	593	(29)Park-Lane,Lauren	(10)Cooks,Sidney
03/28/22	8:00 pm	at Columbia	W 78-75	2072	(29)Park-Lane,Lauren	(11)Bembry,Mya
03/31/22	6:30 pm	at Middle Tennessee	W 74-73	4022	(28)Cooks,Sidney	(7)Cooks,Sidney
04/02/22	2:00 pm	at South Dakota State	L 50-82	5263	(14)Cooks,Sidney	(9)Cooks,Sidney

* indicates conference game

PLAYERS RETURNING			TOTAL			3-PTS			REBOUNDS													
#	Player	GP GS	Min Avg	FG FGA Pct	3FG FGA Pct	FT FTA Pct	Off Def Tot	Avg	PF	FO	A	TO	Blk	Stl	Pts	Avg						
03	Park-Lane,Lauren	37 37	1420 38.4	225 551 .408	73 186 .392	155 183 .847	21 88 109 2.9	60 0	260 123 11	59	678 18.3											
	Conference-Only...	20 20	755 37.8	122 305 .400	44 106 .415	71 84 .845	12 51 63 3.2	28 0	152 63 5	30	359 18.0											
14	Cooks,Sidney	36 36	1106 30.7	249 512 .486	30 109 .275	43 55 .782	47 237 284 7.9	88 2	57 85 55	27	571 15.9											
	Conference-Only...	20 20	601 30.1	137 279 .491	14 61 .230	24 32 .750	30 129 159 8.0	54 2	37 44 34	13	312 15.6											
10	Bembry,Mya	36 29	1033 28.7	75 153 .490	0 1 .000	6 14 .429	66 157 223 6.2	59 1	46 43 24	37	156 4.3											
	Conference-Only...	19 17	564 29.7	42 85 .494	0 1 .000	1 4 .250	36 86 122 6.4	34 1	27 21 12	20	85 4.5											
22	Wright,Amari	28 1	319 11.4	16 26 .615	4 6 .667	21 29 .724	5 33 38 1.4	37 0	29 24 1	18	57 2.0											
	Conference-Only...	15 1	129 8.6	7 11 .636	3 3 1.000	7 12 .583	3 14 17 1.1	10 0	13 13 1	7	24 1.6											
33	Harris,Kailah	20 1	134 6.7	8 20 .400	0 0 .000	5 7 .714	12 23 35 1.8	24 0	7 10 3	2	21 1.1											
	Conference-Only...	12 1	63 5.3	2 11 .182	0 0 .000	1 2 .500	4 8 12 1.0	12 0	6 5 1	1	5 0.4											
PLAYERS NOT RETURNING			TOTAL			3-PTS			REBOUNDS													
#	Player	GP GS	Min Avg	FG FGA Pct	3FG FGA Pct	FT FTA Pct	Off Def Tot	Avg	PF	FO	A	TO	Blk	Stl	Pts	Avg						
04	Espinoza-Hunter,A.	36 36	1352 37.6	190 488 .389	80 221 .362	80 100 .800	27 168 195 5.4	70 1	90 77 12	66	540 15.0											
	Conference-Only...	19 19	709 37.3	105 260 .404	40 106 .377	40 49 .816	14 80 94 4.9	44 1	53 34 4	34	290 15.3											
05	Jackson,Mya	34 33	1087 32.0	113 265 .426	56 150 .373	24 31 .774	34 64 98 2.9	52 1	45 40 1	34	306 9.0											
	Conference-Only...	17 16	560 32.9	59 141 .418	28 78 .359	15 18 .833	18 30 48 2.8	30 1	26 21 0	21	161 9.5											
20	Dean,Curtessia	30 0	357 11.9	46 121 .380	15 47 .319	18 31 .581	18 57 75 2.5	39 0	12 21 4	9	125 4.2											
	Conference-Only...	18 0	262 14.6	38 89 .427	13 34 .382	16 27 .593	13 46 59 3.3	24 0	10 15 2	7	105 5.8											
15	Armstrong,Katie	36 10	548 15.2	34 106 .321	3 21 .143	19 24 .792	32 42 74 2.1	46 0	21 24 15	25	90 2.5											
	Conference-Only...	19 5	323 17.0	22 63 .349	1 12 .083	6 10 .600	17 19 36 1.9	27 0	7 13 9	14	51 2.7											
01	Treadwell,Skylar	15 0	62 4.1	4 20 .200	3 16 .188	0 0 .000	3 9 12 0.8	4 0	2 2 2	2	11 0.7											
	Conference-Only...	10 0	50 5.0	3 16 .188	3 14 .214	0 0 .000	1 7 8 0.8	3 0	1 2 2	1	9 0.9											
02	Robinson,Danielle	14 1	41 2.9	2 9 .222	1 6 .167	3 3 1.000	2 2 4 0.3	1 0	1 0 0	2	8 0.6											
	Conference-Only...	9 1	32 3.6	2 9 .222	1 6 .167	3 3 1.000	2 1 3 0.3	1 0	1 0 0	2	8 0.9											
34	Cummings,Ariel	4 1	16 4.0	1 2 .500	0 0 .000	0 1 .000	1 3 4 1.0	5 0	0 3 0	0	2 0.5											
	Conference-Only...	1 0	2 2.0	0 0 .000	0 0 .000	0 0 .000	0 0 0 0.0	0 0	0 0 0	0	0 0.0											
TM	TEAM.....					55	92 147 4.1 0		17		0											
	Conference-Only...					36	54 90 4.5 0		11		0											
	Total.....	37		963 2273 .424	265 763 .347	374 478 .782	323 975 1298 35.1	485 5	570 469 128	281	2565 69.3											
	Conference-Only...	20		539 1269 .425	147 421 .349	184 241 .763	186 525 711 35.5	267 5	333 242 70	150	1409 70.4											
	Opponents.....	37		969 2357 .411	236 810 .291	344 470 .732	458 1016 1474 39.8	503 -	537 527 94	243	2518 68.1											
	Conference-Only...	20		531 1269 .418	116 416 .279	200 267 .749	235 558 793 39.7	266 5	302 281 57	129	1378 68.9											

SETON HALL

TEAM-BY-TEAM SERIES RECORDS

vs.	BE Regular Season			Tournament W-L	Non BIG EAST
	W-L	Home	Away		
Butler	13-5	8-1	5-4	2-0	0-0
Connecticut	4-46	3-22	1-24	1-6	5-3
Creighton	5-12	3-6	2-6	1-2	0-0
DePaul	5-20	1-11	4-9	0-4	1-0
Georgetown	37-27	21-9	16-18	4-1	1-1
Marquette	8-17	8-5	0-12	2-0	0-0
Providence	38-27	23-10	15-17	4-1	2-2
St. John's	30-39	19-16	11-23	2-7	3-3
Villanova	24-41	10-22	14-19	1-3	0-3
Xavier	15-3	8-1	7-2	1-0	0-0

ALL-TIME YEAR-BY-YEAR ALL-BIG EAST AWARDS

Year	Player	Award
21-22	Lauren Park-Lane	First Team
21-22	Sidney Cooks	First Team
21-22	Andra Espinoza-Hunter	Second Team
20-21	Desiree Elmore	First Team
20-21	Andra Espinoza-Hunter	First Team
20-21	Lauren Park-Lane	First Team, Most Improved Player
19-20	Shadeen Samuels	Second Team
19-20	Mya Jackson	All-Freshman Team
18-19	Shadeen Samuels	First Team, Most Improved Player
16-17	Kaela Hilaire	All-Freshman Team
15-16	Tabatha Richardson-Smith	First Team
15-16	Aleesha Powell	Honorable Mention
15-16	Shakena Richardson	Honorable Mention
14-15	Anthony Bozzella	Coach of the Year
14-15	Daisha Simmons	First Team, Defensive Player of the Year
14-15	Ka-Deidre Simmons	First Team
14-15	Tabatha Richardson-Smith	Second Team
13-14	Ka-Deidre Simmons	First Team
13-14	Tabatha Richardson-Smith	Second Team, Most Improved Player
13-14	Sidney Cook	All-Freshman Team
12-13	Brittany Morris	Second Team
11-12	Jasmine Crew	Second Team
10-11	Ka-Deidre Simmons	All-Freshman Team
08-09	Noteisha Womack	Second Team
08-09	Kandice Green	All-Freshman Team
07-08	Ebonie Williams	All-Freshman Team
06-07	Elizbieta Mukosiej	Honorable Mention
05-06	Monique Blake	Honorable Mention
04-05	Ashley Bush	Third Team, Scholar-Athlete of the Year
03-04	Monique Blake	All-Freshman Team
03-04	Heta Korpivaara	All-Freshman Team
02-03	Leslie Ardon	Sportsmanship Award
00-01	Arminda Moreno	Third Team
97-98	Danielle Golay	Second Team
96-97	Dana Wynne	Second Team
95-96	Dana Wynne	First Team
95-96	Danielle Golay	All-Rookie Team
94-95	Dana Wynne	First Team
94-95	Dawn Johnson	Second Team
94-95	Sandy Mitchell	All-Rookie Team
93-94	Jodi Brooks	First Team
93-94	Dawn Johnson	Third Team
93-94	Shamona Marable	Third Team
93-94	Dana Wynne	All-Rookie Team
93-94	Phyllis Mangina	Coach of the Year
92-93	Jodi Brooks	Second Team
91-92	Dawn Johnson	All-Rookie Team
91-92	Amanda Makarewicz	All-Rookie Team
90-91	Kelley Moore	Third Team
90-91	Kris Durham	Third Team
90-91	Jodi Brooks	All-Rookie Team
89-90	Kris Durham	Second Team
89-90	Phyllis Mangina	Coach of the Year
88-89	Geraldine Saintilus	First Team, Scholar-Athlete of the Year
88-89	Debbie Hartnett	Second Team
88-89	Kelley Moore	All-Rookie Team
87-88	Debbie Hartnett	Second Team
85-86	Geraldine Saintilus	All-Freshman Team, Freshman of the Year
85-86	Debbie Hartnett	All-Freshman Team
84-85	Kathy O'Reilly	All-Rookie Team
83-84	Gloria Bradley	First Team
83-84	Leslie Fairbanks	Second Team
82-83	Marcia Foster	Honorable Mention

Villanova University Wildcats

QUICK FACTS

Location.....Villanova, Pa.
 Nickname..... Wildcats
 Enrollment..... 6,547
 Director of Athletics Mark Jackson
 Home Court Finneran Pavilion (6,500)
 2021-22 Record..... 24-9
 2021-22 BIG EAST Record/Finish 15-4/Second
 Letterwinners Returning/Lost..... 5/3
 Starters Returning/Lost 3/2

Coaching Staff

Head Coach..... Denise Dillon (Villanova '96)
 Associate Head Coach..... Joe Mullaney (Providence '78)
 Assistant Coach..... Michelle Sword (Saint Joseph's '12)
 Assistant Coach/Recruiting Coordinator Tiara Malcolm
 (Delaware '05)
 Director of Women's Basketball Operations..... Mimi Riley
 Director of Video & Recruiting Operations..... Latifah Coleman

Media Relations

SID Contact..... Dean Kenefick
 Office Phone 610-519-6514
 Cell Phone 610-308-4395
 Email Address dean.kenefick@villanova.edu



Mark Jackson
Director of Athletics



Denise Dillon
Head Coach



Maddy Siegrist, Sr., F
Top Returner



2022-23 Villanova Roster

No.	Name	Pos.	Cl.	Ht.	Hometown / High School (Previous School)
1	Zanai Jones	G	So.	5-6	Jersey City, N.J. / Hudson Catholic
3	Lucy Olsen	G	So.	5-9	Royersford, Pa. / Spring-Ford
4	Kaitlyn Orihel	G	So.	5-10	Newtown, Pa. / Archbishop Wood
5	Anahi-Lee Cauley	G	So.	6-0	Windsor, Conn. / Kent School
10	Christina Dalce	F	So.	6-2	Edison, N.J. / Rutgers Prep
14	Megan Olbrys	F	Fr.	6-1	Norwood, Mass. / Norwood
15	Brooke Mullin	G	Sr.	5-11	Langhorne, Pa. / Neshaminy
20	Maddy Siegrist	F	Sr.	6-1	Poughkeepsie, N.Y. / Our Lady of Lourdes
21	Kylie Swider	F/C	Jr.	6-4	Portsmouth, R.I. / Tabor Academy
22	Abigail Jegede	G	Fr.	5-10	Toronto, Canada / King's Christian Collegiate
23	Maddie Burke	G	Jr.	6-0	Doylestown, Pa. / Central Bucks West (Penn State)
32	Bella Runyan	G	Jr.	5-11	Moorestown, N.J. / Moorestown Friends
43	Annie Welde	F	Fr.	6-0	Havertown, Pa. / Cardinal O'Hara
44	Maggie Grant	G	Fr.	6-0	Downingtown, Pa. / Archbishop John Carroll

Villanova In The BIG EAST

	Overall	BIG EAST	Reg. Seas. Finish
1982-83	14-15	4-4	tied-4th
1983-84	22-7	6-2	tied-1st
1984-85	21-9	12-4	tied-1st
1985-86	23-8	12-4	tied-2nd
1986-87	27-4	15-1	1st
1987-88	20-9	11-5	2nd
1988-89	18-12	11-5	2nd
1989-90	9-19	1-15	9th
1990-91	12-17	4-12	8th
1991-92	11-17	7-11	tied-5th
1992-93	15-13	10-8	tied-4th
1993-94	13-14	7-11	tied-6th
1994-95	19-9	13-5	2nd
1995-96	21-7	13-5	3rd BE 6
1996-97	14-14	8-10	5th BE 6
1997-98	19-10	12-6	tied-2nd BE 6
1998-99	14-14	9-9	tied-6th
1999-00	15-15	7-9	tied-6th
2000-01	22-9	11-5	tied-4th
2001-02	20-11	12-4	tied-3rd
2002-03	28-6	12-4	tied-3rd
2003-04	23-7	12-4	tied-2nd
2004-05	19-12	10-6	tied-4th
2005-06	21-11	9-7	tied-6th
2006-07	8-21	2-14	16th
2007-08	17-16	5-11	tied-11th
2008-09	19-14	10-6	tied-4th
2009-10	14-16	3-13	15th
2010-11	12-19	3-13	tied-13th
2011-12	19-15	6-10	tied-10th
2012-13	21-11	9-7	tied-6th
2013-14	23-9	12-6	tied-3rd
2014-15	22-14	12-6	3rd
2015-16	20-12	12-6	tied-2nd
2016-17	20-15	11-7	tied-4th
2017-18	23-9	12-6	3rd
2018-19	19-13	9-9	tied-4th
2019-20	18-13	11-7	tied-3rd
2020-21	17-7	9-5	5th
2021-22	24-9	15-4	2nd

2022-23 Villanova Schedule

Date	Opponent	Time (ET)	Coverage
November			
7	at Marist	7 p.m.	
11	at Princeton	TBD	
17	at Penn	7 p.m.	
20	at Temple	5 p.m.	
25	vs. Belmont - <i>Gulf Coast Showcase</i>	1:30 p.m.	
26	Baylor/Saint Lous - <i>Gulf Coast Showcase</i>	TBD	
27	TBD - <i>Gulf Coast Showcase</i>	TBD	
December			
2	CREIGHTON	7 p.m.	BEDN/FloSports
4	at PROVIDENCE	1 p.m.	BEDN/FloSports
6	American	TBD	FloSports
10	Saint Joseph's	2 p.m.	FloSports
18	vs. Iowa State - <i>Hall of Fame Showcase</i>	3:30 p.m.	TBD
21	La Salle	TBD	
28	at MARQUETTE	8 p.m.	BEDN/FloSports
January			
1	at XAVIER	Noon	CBSSN
4	GEORGETOWN	7 p.m.	BEDN/FloSports
8	BUTLER	2 p.m.	BEDN/FloSports
11	at DePAUL	8 p.m.	BEDN/FloSports
14	ST. JOHN'S	2 p.m.	BEDN/FloSports
17	XAVIER	7 p.m.	BEDN/FloSports
20	at CREIGHTON	9 p.m.	FSI
29	at CONNECTICUT	2 p.m.	CBSSN
February			
1	MARQUETTE	7 p.m.	BEDN/FloSports
4	at BUTLER	2 p.m.	BEDN/FloSports
8	at GEORGETOWN	7 p.m.	BEDN/FloSports
11	SETON HALL	TBD	BEDN/FloSports
15	at ST. JOHN'S	7 p.m.	BEDN/FloSports
18	CONNECTICUT	2:30 p.m.	FOX
21	DePAUL	7 p.m.	BEDN/FloSports
24	PROVIDENCE	7 p.m.	BEDN/FloSports
27	at SETON HALL	7 p.m.	FSI

Dillon's Year-By-Year History

Year	School	Overall	BIG EAST	BIG EAST Tournament	NCAA Postseason	WNIT
2003-04	Drexel	10-18				
2004-05	Drexel	19-10				
2005-06	Drexel	15-14				
2006-07	Drexel	10-21				
2007-08	Drexel	18-12				
2008-09	Drexel	24-9			0-1	
2009-10	Drexel	17-14				0-1
2010-11	Drexel	19-13				0-1
2011-12	Drexel	19-14				0-1
2012-13	Drexel	28-10				6-0
2013-14	Drexel	15-16				
2014-15	Drexel	20-11				0-1
2015-16	Drexel	19-14				0-1
2016-17	Drexel	22-11				1-1
2017-18	Drexel	27-8				1-1
2018-19	Drexel	24-9				0-1
2019-20	Drexel	23-7*				
2020-21	Villanova	17-7	9-5 (5th)	1-1		2-1
2021-22	Villanova	24-9	15-4 (2nd)	2-1	1-1	
CAREER	19 Years	370-227	24-9	3-2	1-2	10-9
		.620	.727	.600	.333	.526

Dillon's record

Career Record (19 years)
 370-227 (.620)
 Villanova Record (2 years)
 41-16 (.719)
 BIG EAST Regular Season Record (2 years)
 24-9 (.727)
 BIG EAST Tournament Record (2 appearances)
 3-2 (.600)
 NCAA Record (2 appearances)
 1-2 (.333)
 WNIT Record (10 appearances)
 10-9 (.526)

Villanova | 2021-22 Statistics

RECORD:

	OVERALL	HOME	AWAY	NEUTRAL
ALL GAMES	24-9	11-2	10-6	3-1
CONFERENCE	15-4	9-0	6-4	0-0
NON-CONFERENCE	9-5	2-2	4-2	3-1

ATTENDANCE SUMMARY

	GAMES	TOTALS	AVG/GAME
HOME	13	14069	1082
AWAY	16	29316	1832
NEUTRAL	4	17371	4343
TOTAL	33	60756	1841

DATE	TIME	OPPONENT	SCORE	ATTEND	HIGH POINTS	HIGH REBOUNDS
11/10/21	7:00 pm	PRINCETON	42-59 L	1551	(12)Herlihy,Brianna	(9)Siegrist,Maddy
11/12/21	7:00 pm	at Maryland	67-88 L	5150	(16)Herlihy,Brianna	(6)Siegrist,Maddy
11/20/21	3:00 pm	at Saint Joseph's	55-39 W	1400	(26)Garzon,Lior	(12)Herlihy,Brianna
11/22/21	7:00 pm	at Penn	66-63 W	310	(21)Garzon,Lior	(9)Herlihy,Brianna
11/27/21	2:00 pm	TEMPLE	62-68 L	655	(22)Garzon,Lior	(7)Cauley,Anahi-Lee
12/01/21	7:00 pm	LEHIGH	65-60 W	719	(22)Olsen,Lucy	(12)Herlihy,Brianna
12/03/21	7:00 pm	* at Providence	47-66 L	358	(20)Herlihy,Brianna	(7)Herlihy,Brianna
12/05/21	1:00 pm	* at Creighton	58-72 L	581	(13)Jones,Zanai	(5)Jones,Zanai
12/09/21	7:00 pm	at James Madison	76-67 W	2336	(36)Siegrist,Maddy	(17)Siegrist,Maddy
12/12/21	1:00 pm	OREGON STATE	56-52 W	905	(28)Siegrist,Maddy	(14)Herlihy,Brianna
12/21/21	1:00 pm	at La Salle	66-56 W	472	(24)Siegrist,Maddy	(13)Herlihy,Brianna
12/31/21	2:00 pm	* SETON HALL	76-73 W	907	(23)Siegrist,Maddy	(12)Herlihy,Brianna
01/02/22	12:00 pm	* ST.JOHN'S	70-68 W	651	(28)Siegrist,Maddy	(11)Herlihy,Brianna
01/14/22	5:30 pm	* at DePaul	63-75 L	819	(31)Siegrist,Maddy	(14)Siegrist,Maddy
01/16/22	1:00 pm	* at Marquette	58-55 W	1276	(19)Siegrist,Maddy	(11)Garzon,Lior
01/21/22	7:00 pm	* PROVIDENCE	71-56 W	1009	(25)Siegrist,Maddy	(11)Herlihy,Brianna
01/23/22	1:00 pm	* CREIGHTON	74-64 W	759	(31)Siegrist,Maddy	(12)Siegrist,Maddy
01/28/22	12:00 pm	* BUTLER	59-44 W	519	(23)Siegrist,Maddy	(6)Olsen,Lucy
01/30/22	2:00 pm	* XAVIER	82-57 W	1209	(30)Siegrist,Maddy	(9)Siegrist,Maddy
02/04/22	2:00 pm	* at St. John's	82-58 W	323	(34)Siegrist,Maddy	(10)Herlihy,Brianna
02/06/22	2:00 pm	* GEORGETOWN	76-57 W	1009	(32)Siegrist,Maddy	(14)Siegrist,Maddy
02/09/22	7:00 pm	* at UCONN	72-69 W	8473	(19)Garzon,Lior	(12)Siegrist,Maddy
02/11/22	7:00 pm	* MARQUETTE	74-63 WOT	1405	(42)Siegrist,Maddy	(13)Siegrist,Maddy
02/13/22	1:00 pm	* at Seton Hall	60-72 L	1051	(31)Siegrist,Maddy	(11)Siegrist,Maddy
02/20/22	2:00 pm	* DEPAUL	73-64 W	2771	(25)Siegrist,Maddy	(7)Siegrist,Maddy
02/22/22	7:00 pm	* at Georgetown	73-61 W	329	(26)Siegrist,Maddy	(11)Siegrist,Maddy
02/25/22	7:00 pm	* at Butler	72-36 W	422	(31)Siegrist,Maddy	(7)Siegrist,Maddy
02/27/22	2:00 pm	* at Xavier	58-49 W	435	(26)Siegrist,Maddy	(11)Herlihy,Brianna
03/05/22	7:00 pm	vs St. John's	76-52 W	4478	(24)Siegrist,Maddy	(17)Herlihy,Brianna
03/06/22	5:30 pm	vs Seton Hall	64-55 W	6434	(24)Siegrist,Maddy	(14)Siegrist,Maddy
03/07/22	8:00 pm	vs UCONN	40-70 L	6459	(16)Siegrist,Maddy	(5)Herlihy,Brianna
03/19/22	1:00 pm	vs BYU	61-57 W		(25)Siegrist,Maddy	(9)Herlihy,Brianna
03/21/22	6:00 pm	at Michigan	49-64 L	5581	(12)Siegrist,Maddy	(6)Herlihy,Brianna

* indicates conference game

PLAYERS RETURNING

#	Player	GP	GS	Min	Avg	TOTAL			3-PTS			REBOUNDS			PF	FO	A	TO	Blk	Stl	Pts	Avg				
						FG	FGA	Pct	3FG	FGA	Pct	FT	FTA	Pct									Off	Def	Tot	Avg
20	Siegrist,Maddy	27	27	976	36.1	256	519	.493	53	153	.346	119	145	.821	82	167	249	9.2	55	0	51	49	27	39	684	25.3
	Conference-Only...	17	17	611	35.9	174	329	.529	40	103	.388	86	101	.851	60	108	168	9.9	33	0	33	26	16	27	474	27.9
03	Olsen,Lucy	33	33	973	29.5	89	239	.372	27	88	.307	25	42	.595	18	71	89	2.7	71	1	89	38	16	35	230	7.0
	Conference-Only...	19	19	561	29.5	49	128	.383	9	43	.209	8	19	.421	13	48	61	3.2	35	0	52	21	8	20	115	6.1
15	Mullin,Brooke	33	32	891	27.0	54	183	.295	34	118	.288	15	19	.789	25	67	92	2.8	65	0	79	55	23	31	157	4.8
	Conference-Only...	19	18	516	27.2	31	109	.284	19	67	.284	11	13	.846	15	30	45	2.4	37	0	42	29	16	16	92	4.8
32	Runyan,Bella	33	8	743	22.5	40	96	.417	15	48	.313	23	29	.793	29	45	74	2.2	46	1	62	33	18	33	118	3.6
	Conference-Only...	19	4	406	21.4	22	56	.393	9	30	.300	16	19	.842	16	24	40	2.1	32	1	33	18	10	18	69	3.6
02	Orihel,Kaitlyn	32	0	467	14.6	32	88	.364	11	40	.275	30	33	.909	16	36	52	1.6	44	0	29	23	3	14	105	3.3
	Conference-Only...	19	0	265	13.9	20	52	.385	9	26	.346	13	14	.929	9	23	32	1.7	22	0	17	11	0	8	62	3.3
10	Dalce,Christina	13	0	86	6.6	9	22	.409	0	0	.000	4	7	.571	12	14	26	2.0	21	0	1	9	3	1	22	1.7
	Conference-Only...	9	0	70	7.8	6	17	.353	0	0	.000	4	7	.571	9	11	20	2.2	12	0	1	8	2	0	16	1.8
01	Jones,Zanai	22	0	126	5.7	10	33	.303	2	10	.200	7	7	1.000	2	10	12	0.5	12	0	3	5	0	3	29	1.3
	Conference-Only...	13	0	76	5.8	7	24	.292	1	7	.143	5	5	1.000	2	7	9	0.7	6	0	2	4	0	2	20	1.5
05	Cauley,Anahi-Lee	30	0	237	7.9	9	33	.273	1	7	.143	8	13	.615	12	20	32	1.1	33	0	15	21	0	6	27	0.9
	Conference-Only...	17	0	135	7.9	4	14	.286	1	5	.200	8	12	.667	7	11	18	1.1	16	0	7	14	0	3	17	1.0
21	Swider,Kylie	8	0	29	3.6	2	8	.250	0	0	.000	0	0	.000	4	5	9	1.1	6	0	0	4	0	0	4	0.5
	Conference-Only...	7	0	25	3.6	1	5	.200	0	0	.000	0	0	.000	3	4	7	1.0	6	0	0	4	0	0	2	0.3

PLAYERS NOT RETURNING

#	Player	GP	GS	Min	Avg	TOTAL			3-PTS			REBOUNDS			PF	FO	A	TO	Blk	Stl	Pts	Avg				
						FG	FGA	Pct	3FG	FGA	Pct	FT	FTA	Pct									Off	Def	Tot	Avg
12	Garzon,Lior	32	32	971	30.3	150	386	.389	66	215	.307	54	73	.740	20	107	127	4.0	41	0	57	72	7	40	420	13.1
	Conference-Only...	18	18	522	29.0	88	219	.402	35	119	.294	28	38	.737	15	74	89	4.9	20	0	40	41	3	21	239	13.3
14	Herlihy,Brianna	31	31	879	28.4	121	307	.394	32	93	.344	57	80	.713	52	202	254	8.2	71	0	97	84	27	42	331	10.7
	Conference-Only...	17	17	487	28.6	67	167	.401	15	50	.300	31	45	.689	27	102	129	7.6	36	0	61	44	14	24	180	10.6
04	Gardler,Kenzie	26	2	247	9.5	5	22	.227	1	12	.083	5	8	.625	4	11	15	0.6	21	0	17	11	0	10	16	0.6
	Conference-Only...	15	2	151	10.1	4	14	.286	1	8	.125	3	4	.750	2	6	8	0.5	16	0	10	4	0	6	12	0.8

TM	TEAM.....													60	56	116	3.6	0				21					
	Conference-Only...													27	33	60	3.3	0				12					
	Total.....	33				777	1936	.401	242	784	.309	347	456	.761	336	811	1147	34.8	486	2	500	425	124	254	2143	64.9	
	Conference-Only...	19				473	1134	.417	139	458	.303	213	277	.769	205	481	686	36.1	271	1	298	236	69	145	1298	68.3	
	Opponents.....	33				762	1849	.412	151	489	.309	334	465	.718	319	853	1172	35.5	504	-	352	486	82	211	2009	60.9	
	Conference-Only...	19				440	1059	.415	92	281	.327	187	269	.695	167	478	645	33.9	290	7	203	268	48	117	1159	61.0	

VILLANOVA

TEAM-BY-TEAM SERIES RECORDS

vs.	BE Regular Season			Tournament W-L	Non BIG EAST
	W-L	Home	Away		
Butler	12-6	6-3	6-3	1-0	0-0
Connecticut	14-33	7-17	7-16	2-6	0-2
Creighton	8-9	6-3	2-6	0-1	0-0
DePaul	7-18	6-6	1-12	1-1	0-1
Georgetown	42-21	22-7	18-14	4-3	2-0
Marquette	11-15	6-7	5-8	1-3	0-0
Providence	45-25	28-6	17-19	6-2	2-1
St. John's	37-25	22-10	16-15	5-3	3-0
Seton Hall	41-24	19-14	22-10	3-1	3-0
Xavier	15-1	9-0	8-1	1-0	1-0

ALL-TIME YEAR-BY-YEAR ALL-BIG EAST AWARDS

Year	Player	Award	Year	Player	Award
21-22	Maddy Siegrist	Player of the Year, First Team	04-05	Jen Hilgenberg	Sportsmanship Award
21-22	Denise Dillon	Coach of the Year	03-04	Courtney Mix	Second Team, Scholar-Athlete of the Year
21-22	Lior Garzon	Most Improved Player (Co), Second Team	03-04	Liad Suez-Karni	Third Team
21-22	Lucy Olsen	All-Freshman team	02-03	Trish Juhline	First Team
20-21	Madison Siegrist	First Team	02-03	Kate Davis	Second Team
20-21	Brianna Herlihy	Second Team	02-03	Courtney Mix	Honorable Mention
19-20	Madison Siegrist	First Team, All-Freshman Team, Freshman of the Year	01-02	Trish Juhline	First Team
19-20	Mary Gedaka	First Team	01-02	Mimi Riley	Honorable Mention, Sportsmanship Award
18-19	Mary Gedaka	Second Team	00-01	Brandi Barnes	Third Team
18-19	Emily Esposito	All-Freshman Team	00-01	Trish Juhline	Honorable Mention
18-19	Jannah Tucker	Sportsmanship Award (Co)	99-00	Trish Juhline	All-Rookie Team
17-18	Alex Louin	Second Team	99-00	Jenea Skeeters	Second Team
17-18	Mary Gedaka	Honorable Mention, Sixth-Woman of the Year	97-98	Jenn Beisel	Second Team
17-18	Harry Perretta	Coach of the Year (Co)	97-98	Jenny Higgins	Third Team, Most Improved Player
16-17	Adrianna Hahn	Second Team	96-97	Jenea Skeeters	All-Rookie Team
16-17	Alex Louin	Honorable Mention	95-96	Denise Dillon	Second Team
15-16	Caroline Coyer	First Team	95-96	Susan Glenning	Second Team
15-16	Alex Louin	Honorable Mention	95-96	Harry Perretta	Coach of the Year
15-16	Adrianna Hahn	All-Freshman Team, Sixth-Woman of the Year	94-95	Denise Dillon	First Team
15-16	Katherine Coyer	Sportsmanship Award	94-95	Michele Thornton	Second Team
14-15	Caroline Coyer	First Team	93-94	Denise Dillon	Second Team
14-15	Emily Leer	Second Team	92-93	Nikki Benedix	Second Team
14-15	Alex Louin	All-Freshman Team	92-93	Denise Dillon	All-Rookie Team
14-15	Taylor Holeman	Sixth-Man Award	91-92	Nikki Benedix	Second Team
13-14	Devon Kane	First Team	91-92	Michele Thornton	All-Rookie Team
13-14	Caroline Coyer	Sixth-Man Award	88-89	Helen Koskinen	First Team
12-13	Laura Sweeney	Second Team	88-89	Rosemary Magarity	All-Rookie Team
11-12	Laura Sweeney	Second Team	87-88	Lisa Angelotti	First Team, Player of the Year
11-12	Lauren Burford	All-Freshman Team	87-88	Sandy Litkenhaus	All-Rookie Team
09-10	Maria Getty	Honorable Mention, Sportsmanship Award	86-87	Lisa Angelotti	Second Team
09-10	Laura Sweeney	All-Freshman Team, Sixth-Man Award	86-87	Shelly Pennefather	First Team, Player of the Year
08-09	Laura Kurz	First Team	86-87	Lynn Tighe	First Team
08-09	Harry Perretta	Coach of the Year	86-87	Harry Perretta	Coach of the Year
07-08	Laura Kurz	Second Team	85-86	Shelly Pennefather	First Team, Player of the Year
05-06	Liad Suez-Karni	First Team	84-85	Shelly Pennefather	First Team, Player of the Year
04-05	Jackie Adamshick	Second Team	84-85	Lisa Angelotti	All-Rookie Team
04-05	Liad Suez-Karni	Second Team	83-84	Nancy Bernhardt	First Team
			83-84	Shelly Pennefather	Second Team, All-Rookie Team, Freshman of the Year
			82-83	Kathie Beisel	First Team
			82-83	Nancy Bernhardt	First Team

Xavier University Musketeers

QUICK FACTS

Location.....Cincinnati, Ohio
 Nickname..... Musketeers
 Enrollment..... 7,133
 Director of Athletics Greg Christopher
 Home Court Cintas Center (10,224)
 2021-22 Record..... 9-21
 2021-22 BIG EAST Record/Finish.....4-16/10th
 Letterwinners Returning/Lost.....8/3
 Starters Returning/Lost.....2/3



Greg Christopher
Director of Athletics



Melanie Moore
Head Coach



Aanaya Harris, So., G/F
Top Returner

Coaching Staff

Head Coach.....Melanie Moore (Siena '99)
 Associate Head Coach....Candice Finley (Eastern Kentucky '01)
 Assistant Coach.....Ryan Johnson (DePauw '95)
 Assistant Coach..... Molly Bateman (Defiance '11)
 Assistant AD For Women's Basketball.....Becca Bornhorst

Media Relations

SID Contact..... Greg Lautzenheiser
 Office Phone513-745-3961
 Cell Phone419-605-8512
 Email Address..... lautzenheiser@xavier.edu
 Website www.GoXavier.com



2022-23 Xavier Roster

No.	Name	Pos.	Cl.	Ht.	Hometown / High School (Previous School)
0	Shelby Calhoun	Jr.	G	5-11	Louisville, Ky. / Christian Academy (Virginia Tech)
2	Mikayla Hayes	Gr.	C	6-3	Minneapolis, Minn. / Park Center (Florida/Clemson)
3	Taylor Smith	Gr.	G	5-8	Marietta, Ga. / Marietta (Ole Miss)
4	Nila Blackford	Sr.	F	6-2	Louisville, Ky. / Dupont Manual (Kent State)
5	Shaila Beeler	Sr.	G	5-7	Indianapolis, Ind. / Warren Central (Indiana)
10	Fernanda Ovalle	Fr.	G	5-10	Santiago, Chile / Montverde Academy
12	Kaysia Woods	So.	G	6-0	Lincoln, Neb. / Lincoln
15	Mackayla Scarlett	Jr.	G	5-10	Bronx, N.Y. / St. Francis Prep
20	Kaleigh Addie	Fr.	G	5-6	Atlanta, Ga. / Greater Atlanta Christian School
22	Bella Ward	Fr.	F	5-11	Blacklick, Ohio / Gahanna Lincoln
23	Aanaya Harris	So.	G/F	5-11	Omaha, Neb. / Burke
24	June Ruiz Azkue	Fr.	G	5-10	Bilbao, Spain /
30	Courtney Prenger	Sr.	F	6-1	Minster, Ohio / Minster
31	Megan Harkey	Jr.	F/C	6-6	Summerfield, N.C. / Northwest Guilford

Xavier In The BIG EAST

Finish	Overall	BIG EAST	Reg. Seas.
2013-14	8-23	3-15	9th
2014-15	18-15	8-10	7th
2015-16	17-13	8-10	tied-7th
2016-17	12-18	4-14	tied-7th
2017-18	10-20	3-15	tied-9th
2018-19	11-19	2-16	10th
2019-20	3-27	2-16	tied-9th
2020-21	5-10	2-8	9th
2021-22	9-21	4-16	10th

2022-23 Xavier Schedule

Date	Opponent	Time (ET)	Coverage
November			
7	at Miami (OH)	7 p.m.	ESPN+
10	Detroit Mercy	7 p.m.	FloSports
13	Saint Francis (Pa.)	6 p.m.	FloSports
19	Old Dominion	1 p.m.	FloSports
22	McNeese State	7 p.m.	FloSports
25	CREIGHTON	Noon	BEDN/FloSports
27	at SIUE	1 p.m.	ESPN+
December			
2	SETON HALL	7 p.m.	BEDN/FloSports
4	at GEORGETOWN	6:30 p.m.	FSI
9	Cincinnati	7 p.m.	FloSports
17	Eastern Michigan	1 p.m.	FloSports
21	Memphis	1 p.m.	FloSports
28	BUTLER	1 p.m.	BEDN/FloSports
January			
1	VILLANOVA	Noon	CBSSN
5	CONNECTICUT	7 p.m.	SNY
8	at ST. JOHN'S	2 p.m.	BEDN/FloSports
11	at PROVIDENCE	11 a.m.	BEDN/FloSports
14	DePAUL	2 p.m.	BEDN/FloSports
17	at VILLANOVA	7 p.m.	BEDN/FloSports
25	at MARQUETTE	8 p.m.	BEDN/FloSports
28	PROVIDENCE	2 p.m.	BEDN/FloSports
31	GEORGETOWN	7 p.m.	BEDN/FloSports
February			
4	at DePAUL	4 p.m.	BEDN/FloSports
8	ST. JOHN'S	7 p.m.	BEDN/FloSports
12	at CREIGHTON	2 p.m.	BEDN/FloSports
18	at SETON HALL	1 p.m.	BEDN/FloSports
21	at BUTLER	7 p.m.	BEDN/FloSports
25	MARQUETTE	2 p.m.	BEDN/FloSports
27	at CONNECTICUT	7 or 8 p.m.	CBSSN

Moore's Year-By-Year History

Year	School	Overall	BIG EAST	BIG EAST Tournament	NCAA Postseason	WNIT
2019-20	Xavier	3-27	2-16 (T-9th)	0-1		
2020-21	Xavier	5-10	2-8 (9th)	0-1		
2021-22	Xavier	9-21	4-16 (10th)	0-1		
Career	3 years	17-58 .227	8-40 .167	0-3 .000		

Moore's record

Career Record (3 years)
17-58 (.227)
Xavier Record (3 years)
17-58 (.227)
BIG EAST Regular Season Record (3 years)
8-40 (.167)
BIG EAST Tournament Record (3 appearances)
0-3 (.000)
NCAA Record
n/a
WNIT Record
n/a

Xavier | 2021-22 Statistics

RECORD:	OVERALL HOME AWAY NEUTRAL				ATTENDANCE SUMMARY			
	ALL GAMES	9-21	4-10	5-10	0-1	GAMES	TOTALS	AVG/GAME
CONFERENCE	4-16	1-9	3-7	0-0	HOME	14	13468	962
NON-CONFERENCE	5-5	3-1	2-3	0-1	AWAY	15	21274	1418
					NEUTRAL	1	4347	4347
					TOTAL	30	39089	1303

DATE	TIME	OPPONENT	SCORE	ATTEND	HIGH POINTS	HIGH REBOUNDS
11/09/21	6:00 pm	at Memphis	64-84 L	521	(16)Clark,Nia	(8)Hayes,Mikayla
11/13/21	12:00 pm	at Utah	71-106 L	1631	(13)Calhoun,Shelby	(6)Hayes,Mikayla
11/17/21	7:00 pm	MIAMI (OH)	73-77 L	1097	(17)Clark,Nia	(6)Harris,Aanaya
11/21/21	4:00 pm	VALPARAISO	70-49 W	424	(26)Clark,Nia	(9)Satterfield,Kaelynn
11/24/21	2:00 pm	at Wright State	62-47 W	623	(15)Harris,Aanaya	(9)Hayes,Mikayla
11/27/21	2:00 pm	at Eastern Kentucky	73-60 W	525	(15)Satterfield,Kaelynn	(10)Satterfield,Kaelynn
12/03/21	7:00 pm	* at Marquette	48-76 L	850	(22)Clark,Nia	(8)Satterfield,Kaelynn
12/05/21	5:00 pm	* at DePaul	85-103 L	868	(16)Townsend,Ayanna	(5)Townsend,Ayanna
12/08/21	12:00 pm	NIAGARA	82-78 W	2268	(19)Clark,Nia	(7)Satterfield,Kaelynn
12/12/21	2:00 pm	at Cincinnati	73-82 L	4514	(20)Harris,Aanaya	(7)Hayes,Mikayla
12/19/21	2:00 pm	SOUTHEAST MO. ST.	65-58 W	455	(23)Beeler,Shaila	(7)Townsend,Ayanna
12/29/21	2:00 pm	* BUTLER	77-55 W	402	(18)Townsend,Ayanna	(10)Satterfield,Kaelynn
01/02/22	2:00 pm	* CREIGHTON	51-67 L	349	(18)Satterfield,Kaelynn	(10)Harkey,Megan
01/11/22	7:00 pm	* PROVIDENCE	49-54 L	429	(11)Scarlett,Mackayla	(10)Hayes,Mikayla
01/15/22	12:00 pm	* at UCONN	41-78 L	7827	(11)Hayes,Mikayla	(10)Townsend,Ayanna
01/21/22	7:00 pm	* MARQUETTE	46-65 L	571	(17)Scarlett,Mackayla	(6)Satterfield,Kaelynn
01/23/22	2:00 pm	* DEPAUL	74-94 L	647	(12)Harris,Aanaya	(8)Satterfield,Kaelynn
01/28/22	7:00 pm	* at Georgetown	70-67 WOT		(14)Satterfield,Kaelynn	(8)Satterfield,Kaelynn
01/30/22	2:00 pm	* at Villanova	57-82 L	1209	(17)Harris,Aanaya	(8)Prenger,Courtney
02/02/22	6:00 pm	* at St. John's	63-83 L	221	(20)Clark,Nia	(15)Satterfield,Kaelynn
02/04/22	1:00 pm	* at Seton Hall	86-91 L	479	(11)Clark,Nia	(7)Satterfield,Kaelynn
02/06/22	2:00 pm	* ST. JOHN'S	62-96 L	519	(15)Townsend,Ayanna	(8)Townsend,Ayanna
02/11/22	6:30 pm	* at Creighton	47-68 L	1249	(24)Satterfield,Kaelynn	(11)Calhoun,Shelby
02/13/22	12:00 pm	* at Providence	62-60 W	312	(18)Satterfield,Kaelynn	(7)Satterfield,Kaelynn
02/18/22	7:00 pm	* UCONN	35-89 L	5087	(10)Harris,Aanaya	(7)Townsend,Ayanna
02/20/22	7:00 pm	* at Butler	73-54 W	445	(10)Beeler,Shaila	(9)Calhoun,Shelby
02/25/22	7:00 pm	* GEORGETOWN	40-54 L	629	(18)Scarlett,Mackayla	(8)Calhoun,Shelby
02/27/22	2:00 pm	* VILLANOVA	49-58 L	435	(14)Woods,Kaysia	(9)Townsend,Ayanna
					(15)Townsend,Ayanna	(7)Mackayla Scarlett
					(11)Calhoun,Shelby	(7)Calhoun,Shelby
					(13)Townsend,Ayanna	(11)Prenger,Courtney

PLAYERS RETURNING

##	Player	GP	GS	Min	Avg	TOTAL			3-PTS			REBOUNDS			PF	FO	A	TO	Blk	Stl	Pts	Avg				
						FG	FGA	Pct	3FG	FGA	Pct	FT	FTA	Pct									Off	Def	Tot	Avg
23	Harris,Aanaya	28	23	764	27.3	101	218	.463	4	20	.200	52	86	.605	15	78	93	3.3	59	1	52	61	8	23	258	9.2
	Conference-Only...	18	16	486	27.0	58	137	.423	2	14	.143	36	60	.600	12	44	56	3.1	32	1	27	38	1	15	154	8.6
10	Beeler,Shaila	29	28	790	27.2	84	189	.444	0	7	.000	70	87	.805	11	53	64	2.2	52	1	117	83	6	34	238	8.2
	Conference-Only...	19	18	510	26.8	48	115	.417	0	3	.000	37	48	.771	5	32	37	1.9	29	0	78	56	2	20	133	7.0
15	Scarlett,Mackayla	30	12	769	25.6	70	238	.294	39	122	.320	64	82	.780	12	73	85	2.8	71	2	45	66	6	34	243	8.1
	Conference-Only...	20	10	534	26.7	50	172	.291	30	90	.333	43	55	.782	4	50	54	2.7	45	0	27	44	2	24	173	8.7
00	Calhoun,Shelby	18	10	417	23.2	55	154	.357	6	19	.316	23	37	.622	31	63	94	5.2	38	1	28	29	3	22	139	7.7
	Conference-Only...	15	8	334	22.3	45	129	.349	6	15	.400	16	28	.571	28	55	83	5.5	33	1	22	25	2	17	112	7.5
02	Hayes,Mikayla	16	6	347	21.7	36	82	.439	1	3	.333	21	27	.778	38	56	94	5.9	24	0	6	27	14	13	94	5.9
	Conference-Only...	7	3	159	22.7	21	41	.512	1	2	.500	9	11	.818	22	22	44	6.3	10	0	5	13	7	5	52	7.4
12	Woods,Kaysia	24	0	343	14.3	27	92	.293	13	54	.241	3	5	.600	7	29	36	1.5	18	0	9	11	3	10	70	2.9
	Conference-Only...	16	0	290	18.1	23	69	.333	11	39	.282	3	5	.600	7	23	30	1.9	14	0	9	9	3	10	60	3.8
30	Prenger,Courtney	29	10	499	17.2	26	81	.321	0	6	.000	13	20	.650	33	53	86	3.0	50	2	15	36	4	17	65	2.2
	Conference-Only...	20	9	404	20.2	20	70	.286	0	5	.000	12	18	.667	31	41	72	3.6	42	2	12	33	3	16	52	2.6
31	Harkey,Megan	22	0	185	8.4	20	47	.426	0	0	.000	8	12	.667	21	23	44	2.0	18	0	2	16	8	4	48	2.2
	Conference-Only...	17	0	172	10.1	17	42	.405	0	0	.000	5	8	.625	21	21	42	2.5	15	0	2	14	8	4	39	2.3

PLAYERS NOT RETURNING

##	Player	GP	GS	Min	Avg	TOTAL			3-PTS			REBOUNDS			PF	FO	A	TO	Blk	Stl	Pts	Avg				
						FG	FGA	Pct	3FG	FGA	Pct	FT	FTA	Pct									Off	Def	Tot	Avg
01	Clark,Nia	17	14	537	31.6	78	196	.398	16	60	.267	27	35	.771	10	30	40	2.4	33	0	48	58	11	25	199	11.7
	Conference-Only...	8	5	240	30.0	27	81	.333	6	23	.261	7	9	.778	2	14	16	2.0	15	0	21	23	3	11	67	8.4
11	Satterfield,Kaelynn	22	19	593	27.0	89	237	.376	2	19	.105	63	69	.913	52	106	158	7.2	47	1	56	49	5	20	243	11.0
	Conference-Only...	13	11	358	27.5	52	152	.342	2	13	.154	40	43	.930	26	66	92	7.1	26	1	33	27	3	10	146	11.2
44	Townsend,Ayanna	30	28	781	26.0	115	243	.473	0	1	.000	43	59	.729	53	113	166	5.5	88	3	8	39	21	23	273	9.1
	Conference-Only...	20	20	538	26.9	78	173	.451	0	1	.000	24	37	.649	31	69	100	5.0	54	1	8	24	13	19	180	9.0
TM	TEAM.....																									
	Conference-Only...																									
	Total.....	30				701	1777	.394	81	311	.260	387	519	.746	355	734	1089	36.3	498	11	386	491	89	225	1870	62.3
	Conference-Only...	20				439	1181	.372	58	205	.283	232	322	.720	236	472	708	35.4	315	6	244	320	47	151	1168	58.4
	Opponents.....	30				793	1861	.426	249	701	.355	350	505	.693	399	781	1180	39.3	491	-	525	465	144	274	2185	72.8
	Conference-Only...	20				535	1220	.439	182	485	.375	216	317	.681	258	547	805	40.2	309	1	396	312	108	171	1468	73.4

XAVIER**TEAM-BY-TEAM SERIES RECORDS**

vs.	BE Regular Season			Tournament	Non
	W-L	Home	Away	W-L	BIG EAST
Butler	5-10	2-5	3-5	0-2	14-17
Connecticut	0-2	0-1	0-1	0-0	0-1
Creighton	2-12	2-5	0-7	0-0	0-0
DePaul	0-15	0-7	0-8	0-1	1-5
Georgetown	6-9	4-4	2-5	1-1	1-0
Marquette	3-12	2-6	1-6	0-0	4-5
Providence	10-5	7-1	3-4	0-1	0-0
St. John's	2-12	2-5	0-7	0-1	0-0
Seton Hall	3-12	2-6	1-7	0-1	0-0
Villanova	1-14	1-7	0-7	0-1	0-1

ALL-TIME YEAR-BY-YEAR ALL-BIG EAST AWARDS

Year	Player	Award
21-22	Ayanna Townsend	Scholar-Athlete of the Year
19-20	A'riana Gray	Honorable Mention
18-19	A'riana Gray	Honorable Mention
17-18	Aaliyah Dunham	All-Freshman Team
16-17	Raashaun Gaffney	Honorable Mention
15-16	Briana Glover	Honorable Mention
13-14	Maddison Blackwell	All-Freshman Team

Coaching Records | All-Time

Butler		Overall		BIG EAST		Providence		Overall		BIG EAST	
Years	Coach	W	L	W	L	Years	Coach	W	L	W	L
1975-76	Xandra Hamilton	1	9			1974-76	Kay McDonald	25	7		
1976-84	Linda Mason	124	47			1976-80	Tim Gilbride	82	27		
1984-88	Russ Sarfaty	32	76			1980-83	Joe Mullaney, Jr.	66	27	7	1
1988-93	Paulette Stein	87	57			1983-85	Lynn Sheedy	33	21	14	10
1993-99	June Olkowski	114	56			1985-96	Bob Foley	206	127	114	72
1999-2002	Wendy Gatlin	21	62			1996-2002	Jim Jabir	62	102	34	68
2002-14	Beth Couture	193	174	10	8	2002-05	Susan Yow	14	68	3	45
2014-22	Kurt Godlevske	91	144	47	97	2005-12	Phil Seymore	88	120	30	82
Totals		661	625 (.514)	57	105 (.352)	2012-16	Susan Robinson Fruchtl	25	94	8	62
						2016-	Jim Crowley	72	107	28	78
						Totals		673	700 (.490)	238	418 (.363)
Connecticut		Overall		BIG EAST		St. John's		Overall		BIG EAST	
Years	Coach	W	L	W	L	Years	Coach	W	L	W	L
1974-80	Wanda Flora	40	74			1974-79	Vickie Kresse	100	43		
1980-85	Jean Balthaser	52	88	4	28	1979-84	Don Perrelli	118	43	12	4
1985-	Geno Auriemma	1,149	150	436	62	1984-96	Joe Mullen, Jr.	168	173	92	110
Totals		1,241	312 (.799)	440	90 (.830)	1996-99	Charlene Thomas-Swinson	24	61	14	40
						1999-2001	Darcel Estep	22	51	8	29
						2001-02	Pechone Stepps	0	11	0	11
						2002-12	Kim Barnes Arico	176	134	73	87
						2012-	Joe Tartamella	182	134	95	82
						Totals		790	650 (.549)	294	363 (.447)
Creighton		Overall		BIG EAST		Seton Hall		Overall		BIG EAST	
Years	Coach	W	L	W	L	Years	Coach	W	L	W	L
1973-76	Eddy McClure	26	22			1973-85	Sue Dilley	191	121	10	22
1976-79	Gaye Kinnett	33	27			1985-2010	Phyllis Mangina	352	368	161	255
1978-80	Howard Faber	11	10			2010-13	Anne Donovan	27	64	7	41
1980-92	Bruce Rasmussen	196	147			2013-	Anthony Bozzella	163	107	88	75
1992-2002	Connie Yori	170	115			Totals		733	660 (.526)	266	393 (.404)
2002-	Jim Flanery	379	253	97	62						
Totals		815	574 (.584)	97	62 (.610)						
DePaul		Overall		BIG EAST		Villanova		Overall		BIG EAST	
Years	Coach	W	L	W	L	Years	Coach	W	L	W	L
1974-76	Debbie Miller	10	20			1969-70	Liz Cawley	4	6		
1978-80	John Lawler	27	16			1970-75	Jane Sefranek	51	23		
1980-84	Ron Feiereisel	61	57			1975-78	Joan King	28	25		
1984-88	Jim Izard	90	28			1978-20	Harry Perretta	783	489	345	277
1976-78; 88-	Doug Bruno	758	368	208	82	2020-	Denise Dillon	41	16	24	9
Totals		946	489 (.659)	208	82 (.717)			907	559 (.619)	369	286 (.563)
Georgetown		Overall		BIG EAST		Xavier		Overall		BIG EAST	
Years	Coach	W	L	W	L	Years	Coach	W	L	W	L
1970-74	Betty Underwood	29	12			1971-76	Tony Brueneman	33	18		
1974-81	Francis Carr	95	46			1976-86	Laurie Massa	98	146		
1981-83	Mary Briese	19	32	3	5	1986-95	Mark Ehlen	122	130		
1983-86	Cheryl Thompson	25	56	8	32	1995-2002	Melanie Balcomb	135	78		
1986-2004	Patrick Knapp	248	264	124	180	2002-11	Kevin McGuff	214	73		
2004-12	Terri Williams-Flournoy	143	104	58	70	2011-13	Amy Waugh	21	36		
2012-13	Keith Brown	15	16	5	11	2013-19	Brian Neal	76	108	28	80
2013-14	Jim Lewis	11	21	4	14	2019-	Melanie Moore	17	58	8	40
2014-17	Natasha Adair	37	54	20	34	Totals		716	637 (.529)	36	120 (.231)
2017-	James Howard	52	91	26	63						
Totals		674	696 (.492)	248	409 (.377)						
Marquette		Overall		BIG EAST		All-time BIG EAST games played*					
Years	Coach	W	L	W	L	Seton Hall: 659					
1975-86	Tat Shiely	111	148			Georgetown: 657					
1986-90	Sr. Maria Pares	42	69			St. John's: 657					
1990-96	Jim Jabir	94	81			Providence: 656					
1996-14	Terri Mitchell	348	215	74	72	Villanova: 655					
2014-19	Carolyn Kieger	99	64	56	34	Connecticut: 530					
2019-	Megan Duffy	66	26	40	16	Marquette: 292					
Totals		760	603 (.558)	170	122 (.582)	DePaul: 290					
						Butler: 162					
						Creighton: 159					
						Xavier: 156					

*schools played an unequal amount of league games in 2020-21 due to the COVID-19 pandemic

2021-22 Final Standings

	BIG EAST				OVERALL					
	W-L	Pct.	H	A	W-L	Pct.	H	A	N	Streak
5/2 UCONN	16-1	.941	8-1	7-0	30-6	.833	13-1	8-2	9-3	L 1
RV/RV VILLANOVA	15-4	.789	9-0	6-4	24-9	.727	11-2	10-6	3-1	L 1
-/23 CREIGHTON	15-5	.750	8-2	7-3	23-10	.697	12-3	9-5	2-2	L 1
DEPAUL	14-6	.700	7-3	7-3	22-11	.667	12-4	8-4	2-3	L 2
MARQUETTE	13-7	.650	8-2	5-5	23-11	.676	15-3	6-6	2-2	L 1
SETON HALL	12-8	.600	7-3	5-5	24-13	.649	13-5	8-6	3-2	L 1
ST. JOHN'S	7-12	.368	4-5	3-7	12-19	.387	7-6	4-9	1-4	L 1
PROVIDENCE	6-14	.300	3-7	3-7	11-19	.367	6-11	5-7	0-1	L 5
GEORGETOWN	4-15	.211	1-8	3-7	10-19	.345	5-11	4-7	1-1	L 1
XAVIER	4-16	.200	1-9	3-7	9-21	.300	4-10	5-10	0-1	L 4
BUTLER	0-18	.000	0-10	0-8	1-27	.036	1-16	0-10	0-1	L 17

(Associated Press/ESPN-USA Today rankings) RV - receiving votes

2022 BIG EAST Tournament Results

Mohegan Sun Arena - Uncasville, Conn.

First Round:

#9 Georgetown 68, #8 Providence 55
 #7 St. John's 76, #10 Xavier 69
 #6 Seton Hall 58, #11 Butler 39

Quarterfinals:

#1 UConn 84, #9 Georgetown 38
 #5 Marquette 105, #4 DePaul 85
 #2 Villanova 76, #7 St. John's 52
 #6 Seton Hall 66, #3 Creighton 65

Semifinals:

#1 UConn 71, #5 Marquette 51
 #2 Villanova 64, #6 Seton Hall 56

Championship:

#1 UConn 70, #2 Villanova 40

All-Tournament Team:

Aaliyah Edwards, UConn
 Evina Westbrook, UConn
 Maddy Siegrist, Villanova
 Lauren Park-Lane, Seton Hall
 Karissa McLaughlin, Marquette

Most Outstanding Player:

Christyn Williams, UConn



BIG EAST Teams In The 2022 Postseason (9-4 NAAs; 7-2 WNIT)



BIG EAST Teams In The NCAA Tournament

First Four – Wednesday (Ames, Iowa)
 #11 Dayton 88, #11 DePaul 57 (ESPNU)
First Round – Friday (Iowa City, Iowa)
 #10 Creighton 84, #7 Colorado 74 (ESPN News)
First Round – Saturday (Storrs, Conn.)
 #2 UConn 83, #15 Mercer 38 (ABC)
First Round – Saturday (Ann Arbor, Mich.)
 #11 Villanova 61, #6 BYU 57 (ESPN News)
Second Round – Sunday (Iowa City, Iowa)
 #10 Creighton 64, #2 Iowa 62 (ABC)
Second Round – Monday (Ann Arbor, Mich.)
 #3 Michigan 74, #11 Villanova 49 (ESPNU)
Second Round – Monday (Storrs, Conn.)
 #2 UConn 52, #7 UCF 47 (ESPN)
Regional Semifinal – Friday (Greensboro, N.C.)
 #10 Creighton 76, #3 Iowa State 68 (ESPN2)
Regional Semifinal – Saturday (Bridgeport, Conn.)
 #2 UConn 75, #3 Indiana 58 (ESPN)
Regional Final – Sunday (Greensboro, N.C.)
 #1 South Carolina 80, #10 Creighton 50 (ESPN)
Regional Final – Monday (Bridgeport, Conn.)
 #2 UConn 91, #1 NC State 87 2OT (ESPN)
National Semifinal – Friday (Minneapolis, Minn.)
 #2 UConn 63, #1 Stanford 58 (ESPN)
National Championship – Sunday (Minneapolis, Minn.)
 #1 South Carolina 64, #2 UConn 49 (ESPN)



Creighton scored three straight upsets to advance to its first ever Elite Eight



Seton Hall advanced to the WNIT title game for the first time



BIG EAST Teams In The WNIT

First Round – Wednesday (Milwaukee, Wis.)
 Marquette 93, Ball State 70 (FloSports)
First Round – Thursday (South Orange, N.J.)
 Seton Hall 67, Fairleigh Dickinson 45 (FloSports)
Second Round – Monday (Milwaukee, Wis.)
 Marquette 77, Purdue 62 (FloSports)
Second Round – Monday (South Orange, N.J.)
 Seton Hall 70, VCU 67 (FloSports)
Third Round – Thursday (South Orange, N.J.)
 Seton Hall 78, Drexel 71 (FloSports)
Third Round – Thursday (Milwaukee, Wis.)
 Toledo 92, Marquette 82 (FloSports)
Quarterfinal – Monday (New York, N.Y.)
 Seton Hall 78, Columbia 75 (SNY)
Semifinal – Thursday (Murfreesboro, Tenn.)
 Seton Hall 74, Middle Tennessee 73 (ESPN+)
Final – Saturday (Brookings, S.D.)
 South Dakota State 82, Seton Hall 50 (CBSSN)



UConn made its 14th straight Final Four and played in the national title game for the 12th time

Player of the Year: Maddy Siegrist, Villanova, Jr., F
Freshman of the Year: Aneesah Morrow, DePaul, Fr., F*
Coach of the Year: Denise Dillon, Villanova
Defensive Player of the Year: Nika Mühl, Connecticut, So., G
Sixth-Woman Award: Morgan Maly, Creighton, So., G/F
Co-Most Improved Player: Lauren Jensen, Creighton, So., G; Lior Garzon, Villanova, So., F
Sportsmanship Award: Chloe Marotta, Marquette, Sr., F
Scholar-Athlete of the Year: Ayanna Townsend, Xavier, R-Jr., F

All-BIG EAST First Team

Olivia Nelson-Ododa, Connecticut, Sr., F
 Christyn Williams, Connecticut, Sr., G*
 Emma Ronsiek, Creighton, So., F
 Sonya Morris, DePaul, Sr., G*
 Aneesah Morrow, DePaul, Fr., F*
 Lauren Van Kleunen, Marquette, Grad., F
 Leilani Correa, St. John's, Jr., G
 Lauren Park-Lane, Seton Hall, Jr., G*
 Sidney Cooks, Seton Hall, R-Sr., F/C
 Maddy Siegrist, Villanova, Jr., F*



Maddy Siegrist snapped the BIG EAST scoring record, averaging 27.9 points over 17 league games to break the record of 26.6 points per game which had been on the books since 1991-92 (Sarah Behn, Boston College)

All-BIG EAST Second Team

Caroline Ducharme, Connecticut, Fr., G
 Lauren Jensen, Creighton, So., G
 Lexi Held, DePaul, Sr., G
 Andra Espinoza-Hunter, Seton Hall, Grad., G/F
 Lior Garzon, Villanova, So., F



Ayanna Townsend became the first Musketeer to be voted BIG EAST Scholar-Athlete of the Year

All-BIG EAST Honorable Mention

Deja Church, DePaul, Grad., G
 Janai Crooms, Providence, Jr., G

BIG EAST All-Freshman Team

Caroline Ducharme, Connecticut, Fr., G*
 Azzi Fudd, Connecticut, Fr., G*
 Aneesah Morrow, DePaul, Fr., F*
 Kylee Sheppard, Providence, Fr., G*
 Lucy Olsen, Villanova, Fr., G*

*unanimous selection



Nika Mühl was is the vocal leader of the stingy Connecticut defense which leads the BIG EAST by allowing just 55.4 points per game, including 50.8 against conference foes

BIG EAST vs. Other Conferences

Conference	'05-06	'06-07	'07-08	'08-09	'09-10	'10-11	'11-12	'12-13	'13-14	'14-15	'15-16	'16-17	'17-18	'18-19	'19-20	'20-21	'21-22
American Athletic	0-0	0-0	0-0	0-0	0-0	0-0	0-0	0-0	1-2	4-6	5-4	1-5	4-3	4-6	3-5	2-0	4-5
America East	6-8	9-2	8-4	11-2	14-2	7-0	11-1	6-2	4-1	4-1	2-1	3-0	3-0	6-0	2-0	1-2	3-1
Atlantic Coast	14-7	3-11	8-8	10-6	12-8	12-5	10-11	9-7	3-5	1-8	4-4	4-6	6-6	3-10	5-2	1-3	2-4
Atlantic Sun	6-0	5-0	6-1	3-0	4-0	4-1	5-0	6-0	1-0	2-3	1-1	2-0	2-1	2-0	0-0	0-0	1-0
Atlantic 10	7-2	17-6	23-3	17-6	19-7	14-8	20-7	14-6	6-4	5-7	8-5	6-4	7-4	7-2	9-5	4-2	5-5
Big Sky	15-4	2-0	0-0	5-0	2-0	0-0	0-1	2-0	3-0	0-0	2-0	0-0	1-1	1-0	0-0	0-0	0-0
Big South	6-3	2-0	0-0	3-0	1-0	4-0	3-1	2-0	1-1	1-0	3-0	1-0	0-0	0-0	1-0	1-0	0-0
Big Ten	4-0	9-5	10-9	7-9	5-9	8-2	9-3	7-7	2-9	3-5	5-4	8-6	6-5	6-3	2-3	2-1	6-6
Big 12	3-6	0-4	6-4	7-4	5-4	4-9	5-6	4-4	2-2	1-3	3-2	1-3	3-2	2-2	1-0	1-0	1-0
Big West	1-0	2-0	1-0	0-0	3-0	4-0	2-1	1-1	0-0	1-0	1-0	0-0	0-0	0-0	0-0	0-0	0-0
Colonial	7-2	2-4	9-0	4-2	9-2	3-6	3-8	4-4	2-3	2-0	4-1	7-0	5-1	1-4	1-4	1-2	2-0
Conference USA	4-0	7-1	3-2	4-1	4-2	7-1	4-2	3-1	1-0	1-1	1-1	3-1	1-0	3-0	0-0	0-0	2-1
Great West	0-0	0-0	0-0	0-0	0-0	1-0	0-0	0-0	0-0	0-0	0-0	0-0	0-0	0-0	0-0	0-0	0-0
Horizon	8-0	11-0	8-0	9-2	12-3	9-1	3-1	5-2	3-3	2-2	1-4	1-2	3-1	5-0	6-2	1-1	2-1
Ivy	7-0	10-1	14-0	10-0	11-0	8-0	6-3	10-2	8-0	3-1	3-1	3-3	3-4	8-0	2-3	0-0	5-4
Metro Atlantic	8-3	8-6	12-2	8-1	9-0	8-2	10-0	7-1	4-0	5-2	5-0	4-1	6-1	4-1	5-2	4-1	3-0
Mid-American	8-1	8-2	10-0	12-1	6-2	4-2	9-1	6-3	1-4	1-0	0-1	2-1	1-3	5-2	3-3	1-0	3-3
Mid-Eastern	2-0	6-0	6-1	7-0	3-2	8-1	8-2	3-0	1-0	2-0	3-0	2-0	4-0	4-0	2-0	0-0	1-0
Missouri Valley	3-0	3-0	6-1	5-1	6-1	4-1	9-0	3-3	4-2	7-3	6-3	5-2	7-0	4-3	3-1	2-5	4-1
Mountain West	4-1	4-3	4-1	3-4	3-1	3-0	3-1	2-1	2-0	1-0	0-0	1-0	0-1	0-0	0-3	0-0	0-0
Northeast	12-4	9-1	10-0	9-1	11-0	12-1	7-1	10-2	5-0	3-2	4-0	6-0	3-1	5-0	4-1	3-0	4-1
Ohio Valley	3-0	4-0	2-0	6-0	6-0	6-0	4-0	9-0	3-0	0-0	1-0	3-0	3-0	4-0	2-1	1-0	1-2
Pacific 12	3-1	3-2	4-4	5-3	4-2	2-7	8-4	8-5	5-2	1-3	0-5	2-2	0-4	0-1	2-3	0-1	5-6
Patriot	6-1	8-2	10-0	7-0	1-1	6-0	9-0	6-1	3-0	3-1	3-0	3-0	5-0	3-0	3-2	0-0	4-0
Southeastern	5-9	7-12	6-8	11-3	7-7	7-8	5-8	8-8	3-7	4-4	2-3	1-4	0-4	3-2	2-3	4-2	5-5
Southern	2-1	4-1	3-1	4-1	5-0	1-1	4-0	4-0	0-0	1-2	0-1	0-1	1-1	1-0	0-0	1-0	1-0
Southland	2-1	1-0	1-0	0-0	2-0	2-0	0-0	3-0	2-0	0-0	1-0	0-0	0-0	1-0	0-0	0-0	1-0
Southwestern	0-0	5-0	1-0	8-0	4-0	5-0	4-0	2-0	3-0	1-0	0-0	2-0	1-0	1-0	1-0	0-0	3-0
Summit	0-0	0-0	2-0	4-0	4-0	4-0	4-0	2-2	3-2	4-2	1-5	4-1	4-1	4-2	5-1	1-1	3-4
Sun Belt	2-4	4-0	9-0	4-0	2-1	3-1	2-0	1-0	1-1	0-0	1-0	1-2	0-0	0-0	1-0	0-0	0-0
West Coast	1-0	1-1	4-1	4-2	4-1	2-1	4-2	2-0	0-2	0-1	0-1	2-1	1-0	1-0	3-0	0-0	1-0
Western Athletic	1-0	1-1	0-0	1-1	2-0	2-0	3-0	3-0	0-0	2-0	1-0	0-0	0-0	1-0	0-0	1-0	0-0
Independent	1-3	2-0	3-1	4-0	1-0	1-0	4-0	2-0	1-0	2-0	0-0	0-0	0-0	0-0	0-0	0-0	0-0
Mid-Continent	2-0	6-0	0-0	0-0	0-0	0-0	0-0	0-0	0-0	0-0	0-0	0-0	0-0	0-0	0-0	0-0	0-0
Reclassifying	0-0	0-0	0-0	1-0	3-0	1-0	1-0	1-0	0-0	0-0	0-0	0-0	0-0	0-0	0-0	0-0	0-0
Division II	3-0	1-0	0-0	4-1	1-1	2-0	1-1	0-0	0-0	1-0	0-0	0-0	0-0	0-0	0-0	0-0	1-0
Division III	0-0	0-0	0-0	1-0	1-0	1-0	0-0	0-0	1-0	0-0	0-0	0-0	0-0	0-0	0-0	0-0	0-0
TOTAL	156-61	163-65	189-51	198-51	186-56	180-62	181-65	155-62	79-50	68-57	73-47	78-45	80-44	89-38	68-44	32-20	73-49
	(.691)	(.719)	(.715)	(.788)	(.795)	(.769)	(.736)	(.714)	(.612)	(.544)	(.608)	(.634)	(.645)	(.695)	(.607)	(.615)	(.598)

BIG EAST Regular Season Non-Conference Records

Year	Record	Year	Record
2021-22	58-43 (.574)	2007-08	167-41 (.803)
2020-21	25-15 (.625)	2006-07	148-55 (.729)
2019-20	68-44 (.607)	2005-06	140-49 (.741)
2018-19	81-32 (.717)	2004-05	94-41 (.696)
2017-18	72-39 (.649)	2003-04	107-48 (.690)
2016-17	70-39 (.642)	2002-03	114-38 (.750)
2015-16	70-41 (.631)	2001-02	99-58 (.631)
2014-15	62-52 (.544)	2000-01	101-51 (.664)
2013-14	71-43 (.623)	1999-00	103-52 (.665)
2012-13	141-56 (.716)	1998-99	67-44 (.604)
2011-12	159-55 (.743)	1997-98	60-48 (.556)
2010-11	160-54 (.748)		
2009-10	168-44 (.792)		
2008-09	171-41 (.807)		

2021-22 Review | Individual Stats - Conference Games Only

SCORING

##	Player-Team	CI	G	FG	3FG	FT	Pts	Avg/G
1.	Siegrist,Maddy-VU	JR	17	174	40	86	474	27.9
2.	Morrow,Aneesah-DPU	FR	20	188	8	85	469	23.5
3.	Morris,Sonya-DPU	SR	18	151	27	15	344	19.1
4.	Park-Lane,Lauren-SHU	JR	20	122	44	71	359	18.0
5.	Correa,Leilani-SJU	JR	19	124	40	37	325	17.1
6.	Williams,Christyn-UCONN	SR	15	98	30	19	245	16.3
7.	Cooks,Sidney-SHU	SR	20	137	14	24	312	15.6
8.	Espinoza-Hunter,Andr-SHU	SR	19	105	40	40	290	15.3
9.	Rosiek,Emma-CU	SO	20	114	32	35	295	14.8
10.	Church,Deja-DPU	SR	20	105	31	52	293	14.7

3-POINT FG MADE

##	Player-Team	CI	G	3FG	Avg/G
1.	Jensen,Lauren-CU	SO	20	61	3.1
2.	Bolden-Morris,Milan-GU	SR	19	52	2.7
3.	Maly,Morgan-CU	SO	19	50	2.6
4.	McLaughlin,Karissa-MU	SR	20	52	2.6
5.	Siegrist,Maddy-VU	JR	17	40	2.4
6.	Park-Lane,Lauren-SHU	JR	20	44	2.2
7.	Espinoza-Hunter,Andr-SHU	JR	19	40	2.1
8.	Correa,Leilani-SJU	JR	19	40	2.1
9.	Held,Lexi-DPU	SR	20	42	2.1
10.	Rogers,Darrione-DPU	SO	20	41	2.1

INDIVIDUAL PLAYER GAME HIGHS

Player-Team	Points	Field goals made	Field goal attempts	Field goal percentage	3-Pt FG made	3-Pt FG attempts	3-Pt percentage	Free throws made	Free throw attempts	Free throw percentage
Siegrist,Maddy (Villanova) vs Marquette (02/11/22)	42	16	16	.889 (8-9)	7	7	1.000 (8-8)	12	14	1.000 (12-12)
Morrow,Aneesah (DePaul) at Creighton (02/27/22)	41	16	29	.800 (8-10)	7	7	1.000 (8-8)	12	14	1.000 (12-12)
Morris,Sonya (DePaul) at St. John's (12/19/21)	40	16	27	.800 (8-10)	7	7	1.000 (8-8)	12	14	1.000 (12-12)
Morrow,Aneesah (DePaul) at Creighton (02/27/22)	39	16	27	.800 (8-10)	7	7	1.000 (8-8)	12	14	1.000 (12-12)
Morris,Sonya (DePaul) at St. John's (12/19/21)	39	16	27	.800 (8-10)	7	7	1.000 (8-8)	12	14	1.000 (12-12)
Morris,Sonya (DePaul) at Xavier (01/23/22)	38	16	27	.800 (8-10)	7	7	1.000 (8-8)	12	14	1.000 (12-12)
Morris,Sonya (DePaul) vs Seton Hall (02/25/22)	38	16	27	.800 (8-10)	7	7	1.000 (8-8)	12	14	1.000 (12-12)
Bachelor,Carly (Creighton) at Butler (01/19/22)	38	16	27	.800 (8-10)	7	7	1.000 (8-8)	12	14	1.000 (12-12)
Nelson-Ododa,O. (UCONN) at Butler (01/12/22)	38	16	27	.800 (8-10)	7	7	1.000 (8-8)	12	14	1.000 (12-12)
Wright,Shannah (Georgetown) vs DePaul (02/13/22)	38	16	27	.800 (8-10)	7	7	1.000 (8-8)	12	14	1.000 (12-12)
Edwards,Aaliyah (UCONN) vs St. John's (02/25/22)	38	16	27	.800 (8-10)	7	7	1.000 (8-8)	12	14	1.000 (12-12)
McLaughlin,Karissa (Marquette) vs Georgetown (01/14/22)	38	16	27	.800 (8-10)	7	7	1.000 (8-8)	12	14	1.000 (12-12)
Espinoza-Hunter,Andr (Seton Hall) vs Georgetown (02/02/22)	38	16	27	.800 (8-10)	7	7	1.000 (8-8)	12	14	1.000 (12-12)
Jensen,Lauren (Creighton) vs Butler (02/13/22)	38	16	27	.800 (8-10)	7	7	1.000 (8-8)	12	14	1.000 (12-12)
Bolden-Morris,Milan (Georgetown) vs Marquette (02/25/22)	38	16	27	.800 (8-10)	7	7	1.000 (8-8)	12	14	1.000 (12-12)
Bolden-Morris,Milan (Georgetown) at Xavier (02/25/22)	38	16	27	.800 (8-10)	7	7	1.000 (8-8)	12	14	1.000 (12-12)
Bolden-Morris,Milan (Georgetown) vs Xavier (02/28/22)	38	16	27	.800 (8-10)	7	7	1.000 (8-8)	12	14	1.000 (12-12)
McLaughlin,Karissa (Marquette) vs Xavier (12/03/21)	38	16	27	.800 (8-10)	7	7	1.000 (8-8)	12	14	1.000 (12-12)
Rogers,Darrione (DePaul) vs Xavier (12/05/21)	38	16	27	.800 (8-10)	7	7	1.000 (8-8)	12	14	1.000 (12-12)
Siegrist,Maddy (Villanova) vs Creighton (01/13/22)	38	16	27	.800 (8-10)	7	7	1.000 (8-8)	12	14	1.000 (12-12)
Siegrist,Maddy (Villanova) vs Marquette (02/11/22)	38	16	27	.800 (8-10)	7	7	1.000 (8-8)	12	14	1.000 (12-12)
Ransom,Kelsey (Georgetown) at Providence (12/05/21)	38	16	27	.800 (8-10)	7	7	1.000 (8-8)	12	14	1.000 (12-12)
Siegrist,Maddy (Villanova) vs Creighton (01/23/22)	38	16	27	.800 (8-10)	7	7	1.000 (8-8)	12	14	1.000 (12-12)
Siegrist,Maddy (Villanova) vs Marquette (02/11/22)	38	16	27	.800 (8-10)	7	7	1.000 (8-8)	12	14	1.000 (12-12)
Satterfield,Kaelynn (Xavier) at Georgetown (01/28/22)	38	16	27	.800 (8-10)	7	7	1.000 (8-8)	12	14	1.000 (12-12)
McLaughlin,Karissa (Marquette) vs DePaul (01/12/22)	38	16	27	.800 (8-10)	7	7	1.000 (8-8)	12	14	1.000 (12-12)
Satterfield,Kaelynn (Xavier) vs St. John's (02/06/22)	38	16	27	.800 (8-10)	7	7	1.000 (8-8)	12	14	1.000 (12-12)
Morrow,Aneesah (DePaul) at Georgetown (02/13/22)	38	16	27	.800 (8-10)	7	7	1.000 (8-8)	12	14	1.000 (12-12)
Siegrist,Maddy (Villanova) at Georgetown (02/22/22)	38	16	27	.800 (8-10)	7	7	1.000 (8-8)	12	14	1.000 (12-12)
Espinoza-Hunter,Andr (Seton Hall) at DePaul (02/25/22)	38	16	27	.800 (8-10)	7	7	1.000 (8-8)	12	14	1.000 (12-12)
Bailey,Kadaja (St. John's) at Marquette (02/27/22)	38	16	27	.800 (8-10)	7	7	1.000 (8-8)	12	14	1.000 (12-12)
Morrow,Aneesah (DePaul) at Seton Hall (01/30/22)	38	16	27	.800 (8-10)	7	7	1.000 (8-8)	12	14	1.000 (12-12)
Morrow,Aneesah (DePaul) vs Xavier (12/05/21)	38	16	27	.800 (8-10)	7	7	1.000 (8-8)	12	14	1.000 (12-12)
Park-Lane,Lauren (Seton Hall) vs Butler (01/07/22)	38	16	27	.800 (8-10)	7	7	1.000 (8-8)	12	14	1.000 (12-12)
West,Kaylin (Georgetown) vs Butler (01/30/22)	38	16	27	.800 (8-10)	7	7	1.000 (8-8)	12	14	1.000 (12-12)
Park-Lane,Lauren (Seton Hall) at Xavier (03/01/22)	38	16	27	.800 (8-10)	7	7	1.000 (8-8)	12	14	1.000 (12-12)
Williams,Christyn (UCONN) at Butler (01/12/22)	38	16	27	.800 (8-10)	7	7	1.000 (8-8)	12	14	1.000 (12-12)
King,Jordan (Marquette) vs Butler (12/05/21)	38	16	27	.800 (8-10)	7	7	1.000 (8-8)	12	14	1.000 (12-12)
Baskerville,Mary (Providence) at Georgetown (01/23/22)	38	16	27	.800 (8-10)	7	7	1.000 (8-8)	12	14	1.000 (12-12)
Muhl,Nika (UCONN) vs Georgetown (02/20/22)	38	16	27	.800 (8-10)	7	7	1.000 (8-8)	12	14	1.000 (12-12)
Ducharme,Caroline (UCONN) vs Georgetown (02/20/22)	38	16	27	.800 (8-10)	7	7	1.000 (8-8)	12	14	1.000 (12-12)
Nelson-Ododa,Olivia (UCONN) vs Xavier (01/15/22)	38	16	27	.800 (8-10)	7	7	1.000 (8-8)	12	14	1.000 (12-12)
Cooks,Sidney (Seton Hall) vs DePaul (01/30/22)	38	16	27	.800 (8-10)	7	7	1.000 (8-8)	12	14	1.000 (12-12)
Ransom,Kelsey (Georgetown) vs Providence (01/23/22)	38	16	27	.800 (8-10)	7	7	1.000 (8-8)	12	14	1.000 (12-12)
Garzon,Lior (Villanova) at Marquette (01/16/22)	38	16	27	.800 (8-10)	7	7	1.000 (8-8)	12	14	1.000 (12-12)

REBOUNDING

##	Player-Team	CI	G	OFF	DEF	TOT	Avg/G
1.	Morrow,Aneesah-DPU	FR	20	129	176	305	15.3
2.	Siegrist,Maddy-VU	JR	17	60	108	168	9.9
3.	Peoples,Rayven-SJU	SR	17	66	98	164	9.6
4.	Cooks,Sidney-SHU	SR	20	30	129	159	8.0
5.	Nelson-Ododa,O.-UCONN	SR	14	33	77	110	7.9
6.	Herlihy,Brianna-VU	SR	17	27	102	129	7.6
7.	Karlen,Liza-MU	SO	20	44	103	147	7.4
8.	Marotta,Chloe-MU	SR	20	62	79	141	7.1
9.	Bembry,Mya-SHU	JR	19	36	86	122	6.4
10.	Juhasz,Dorka-UCONN	JR	15	33	63	96	6.4

BLOCKED SHOTS

##	Player-Team	CI	G	Blocks	Avg/G
1.	Nelson-Ododa,O.-UCONN	SR	14	24	1.7
2.	Cooks,Sidney-SHU	SR	20	34	1.7
3.	Morrow,Aneesah-DPU	FR	20	33	1.7
4.	Baskerville,Mary-PC	SR	18	29	1.6
5.	Peoples,Rayven-SJU	SR	17	22	1.3
6.	Geary,Alyssa-PC	SR	20	25	1.3
7.	Karlen,Liza-MU	SO	20	24	1.2
8.	Crooms,Janai-PC	JR	19	19	1.0
9.	Juhasz,Dorka-UCONN	JR	15	15	1.0
10.	Siegrist,Maddy-VU	JR	17	16	0.9

ASSIST/TURNOVER RATIO (Min. 3.0 assists/game)

##	Player-Team	CI	G	Asst	Turn	Avg	Ratio
1.	Rembao,Tatum-CU	SR	20	130	6.5	44	2.2
2.	Nelson-Ododa,O.-UCONN	SR	14	61	4.4	24	1.7
3.	Park-Lane,Lauren-SHU	JR	20	152	7.6	63	3.2
4.	Westbrook,Evina-UCONN	SR	17	59	3.5	27	1.6
5.	Muhl,Nika-UCONN	SO	17	60	3.5	32	1.9
6.	Held,Lexi-DPU	SR	20	103	5.2	57	2.9
7.	King,Jordan-MU	JR	20	82	4.1	50	2.5
8.	Morris,Sonya-DPU	SR	18	57	3.2	38	2.1
9.	Clegg,Camree-SJU	SR	19	62	3.3	43	2.3
10.	Beeler,Shaila-XU	JR	19	78	4.1	56	2.9

FIELD GOAL PCT (Min. 3.0 made per game)

##	Player-Team	CI	G	FGA	Pct
1.	Taborn,Celena-BU	SR	18	90	.134
2.	Nelson-Ododa,O.-UCONN	SR	14	58	.95
3.	Bachelor,Carly-CU	JR	20	67	.116
4.	Peoples,Rayven-SJU	SR	17	57	.99
5.	Edwards,Aaliyah-UCONN	SO	17	64	.118
6.	Morrow,Aneesah-DPU	FR	20	188	.349
7.	Siegrist,Maddy-VU	JR	17	174	.329
8.	Juhasz,Dorka-UCONN	JR	15	55	.106
9.	Williams,Christyn-UCONN	SR	15	98	.194
10.	Olsen,Olivia-PC	FR	20	60	.119

ASSISTS

##	Player-Team	CI	G	Assists	Avg/G
1.	Park-Lane,Lauren-SHU	JR	20	152	7.6
2.	Rembao,Tatum-CU	SR	20	130	6.5
3.	Held,Lexi-DPU	SR	20	103	5.2
4.	Nelson-Ododa,O.-UCONN	SR	14	61	4.4
5.	Beeler,Shaila-XU	JR	19	78	4.1
6.	King,Jordan-MU	JR	20	82	4.1
7.	Herlihy,Brianna-VU	SR	17	61	3.6
8.	Muhl,Nika-UCONN	SO	17	60	3.5
9.	Westbrook,Evina-UCONN	SR	17	59	3.5
10.	Clegg,Camree-SJU	SR	19	62	3.3

OFFENSIVE REBOUNDS

##	Player-Team	CI	G	No.	Avg/G
1.	Morrow,Aneesah-DPU	FR	20	129	6.5
2.	Peoples,Rayven-SJU	SR	17	66	3.9
3.	Siegrist,Maddy-VU	JR	17	60	3.5
4.	Marotta,Chloe-MU	SR	20	62	3.1
5.	Taborn,Celena-BU	SR	18	43	2.4
6.	Nelson-Ododa,O.-UCONN	SR	14	33	2.4
7.	Olsen,Olivia-PC	FR	20	46	2.3
8.	Edwards,Aaliyah-UCONN	SO	17	39	2.3
9.	Van Kleunen,Lauren-MU	SR	20	45	2.3
10.	Karlen,Liza-MU	SO	20	44	2.2
10.	Juhasz,Dorka-UCONN	JR	15	33	2.2

DEFENSIVE REBOUNDS

##	Player-Team	CI	G	No.	Avg/G
1.	Morrow,Aneesah-DPU	FR	20	176	8.8
2.	Cooks,Sidney-SHU	SR	20	129	6.5
3.	Siegrist,Maddy-VU	JR	17	108	6.4
4.	Herlihy,Brianna-VU	SR	17	102	6.0
5.	Peoples,Rayven-SJU	SR	17	98	5.8
6.	Nelson-Ododa,O.-UCONN	SR	14	77	5.5
7.	Karlen,Liza-MU	SO	20	103	5.2
8.	Correa,Leilani-SJU	JR	19	96	5.1
9.	Bembry,Mya-SHU	JR	19	86	4.5
10.	Crooms,Janai-PC	JR	19	82	4.3

STEALS

2021-22 Review | Team Stats - Conference Games Only

SCORING OFFENSE

##	Team	G	W-L	Pts	Avg/G
1.	DePaul	20	14-6	1767	88.3
2.	UCONN	17	16-1	1332	78.4
3.	Creighton	20	15-5	1526	76.3
4.	St.John's	19	7-12	1376	72.4
5.	Seton Hall	20	12-8	1409	70.4
6.	Villanova	19	15-4	1298	68.3
7.	Marquette	20	13-7	1259	63.0
8.	Georgetown	19	4-15	1127	59.3
9.	Xavier	20	4-16	1168	58.4
10.	Providence	20	6-14	1167	58.3
11.	Butler	18	0-18	931	51.7

SCORING DEFENSE

##	Team	G	Pts	Avg/G
1.	UCONN	17	863	50.8
2.	Marquette	20	1182	59.1
3.	Villanova	19	1159	61.0
4.	Creighton	20	1240	62.0
5.	Providence	20	1304	65.2
6.	Seton Hall	20	1378	68.9
7.	Georgetown	19	1365	71.8
8.	Xavier	20	1468	73.4
9.	St.John's	19	1423	74.9
10.	DePaul	20	1564	78.2
11.	Butler	18	1414	78.6

SCORING MARGIN

##	Team	G	OFF	DEF	Margin
1.	UCONN	17	78.4	50.8	+27.6
2.	Creighton	20	76.3	62.0	+14.3
3.	DePaul	20	88.3	78.2	+10.2
4.	Villanova	19	68.3	61.0	+7.3
5.	Marquette	20	63.0	59.1	+3.9
6.	Seton Hall	20	70.4	68.9	+1.5
7.	St.John's	19	72.4	74.9	-2.5
8.	Providence	20	58.3	65.2	-6.8
9.	Georgetown	19	59.3	71.8	-12.5
10.	Xavier	20	58.4	73.4	-15.0
11.	Butler	18	51.7	78.6	-26.8

FREE THROW PCT

##	Team	G	FTM	FTA	Pct
1.	DePaul	20	218	277	.787
2.	Villanova	19	213	277	.769
3.	Seton Hall	20	184	241	.763
4.	St.John's	19	196	266	.737
5.	Georgetown	19	184	255	.722
6.	Xavier	20	232	322	.720
7.	Creighton	20	153	213	.718
8.	UCONN	17	145	203	.714
9.	Providence	20	217	306	.709
10.	Marquette	20	184	263	.700
11.	Butler	18	125	189	.661

FIELD GOAL PERCENTAGES

##	Team	G	FG	FGA	Pct
1.	UCONN	17	530	1054	.503
2.	Creighton	20	578	1241	.466
3.	DePaul	20	682	1519	.449
4.	St.John's	19	514	1163	.442
5.	Seton Hall	20	539	1269	.425
6.	Villanova	19	473	1134	.417
7.	Marquette	20	502	1211	.415
8.	Providence	20	430	1111	.387
9.	Butler	18	356	947	.376
10.	Georgetown	19	422	1134	.372
11.	Xavier	20	439	1181	.372

FIELD GOAL PCT DEFENSE

##	Team	G	FG	FGA	Pct
1.	UCONN	17	328	959	.342
2.	Providence	20	470	1247	.377
3.	Marquette	20	460	1140	.404
4.	Creighton	20	467	1130	.413
5.	Villanova	19	440	1059	.415
6.	Seton Hall	20	531	1269	.418
7.	Georgetown	19	493	1146	.430
8.	Xavier	20	535	1220	.439
9.	St.John's	19	557	1265	.440
10.	Butler	18	552	1186	.465
11.	DePaul	20	632	1343	.471

3-POINT FG PCT

##	Team	G	FG	FGA	Pct
1.	Marquette	20	71	189	.376
2.	Creighton	20	217	592	.367
3.	St.John's	19	152	423	.359
4.	DePaul	20	185	517	.358
5.	Seton Hall	20	147	421	.349
6.	UCONN	17	127	373	.340
7.	Providence	20	90	292	.308
8.	Villanova	19	139	458	.303
9.	Xavier	20	58	205	.283
10.	Georgetown	19	99	368	.269
11.	Butler	18	94	374	.251

3-POINT FG PCT DEFENSE

##	Team	G	FG	FGA	Pct
1.	UCONN	17	87	339	.257
2.	Seton Hall	20	116	416	.279
3.	Marquette	20	100	338	.296
4.	DePaul	20	115	365	.315
5.	Providence	20	138	432	.319
6.	St.John's	19	120	369	.325
7.	Villanova	19	92	281	.327
8.	Creighton	20	106	320	.331
9.	Georgetown	19	157	423	.371
10.	Butler	18	166	444	.374
11.	Xavier	20	182	485	.375

REBOUNDING OFFENSE

##	Team	G	Reb	Avg/G
1.	DePaul	20	811	40.5
2.	UCONN	17	665	39.1
3.	Marquette	20	770	38.5
4.	Providence	20	748	37.4
5.	Villanova	19	686	36.1
6.	Creighton	20	717	35.8
7.	Georgetown	19	680	35.8
8.	Seton Hall	20	711	35.5
9.	Xavier	20	708	35.4
10.	St.John's	19	661	34.8
11.	Butler	18	596	33.1

REBOUNDING DEFENSE

##	Team	G	Reb	Avg/G
1.	UCONN	17	515	30.3
2.	Creighton	20	643	32.2
3.	Marquette	20	658	32.9
4.	Villanova	19	645	33.9
5.	Butler	18	659	36.6
6.	Providence	20	768	38.4
7.	St.John's	19	733	38.6
8.	DePaul	20	786	39.3
9.	Georgetown	19	748	39.4
10.	Seton Hall	20	793	39.7
11.	Xavier	20	805	40.2

REBOUNDING MARGIN

##	Team	G	TEAM	Avg	OPP	Avg Margin
1.	UCONN	17	665	39.1	515	30.3 +8.8
2.	Marquette	20	770	38.5	658	32.9 +5.6
3.	Creighton	20	717	35.8	643	32.2 +3.7
4.	Villanova	19	686	36.1	645	33.9 +2.2
5.	DePaul	20	811	40.5	786	39.3 +1.2
6.	Providence	20	748	37.4	768	38.4 -1.0
7.	Butler	18	659	36.6	659	36.6 -3.5
8.	Georgetown	19	680	35.8	748	39.4 -3.6
9.	St.John's	19	661	34.8	733	38.6 -3.8
10.	Seton Hall	20	711	35.5	793	39.7 -4.1
11.	Xavier	20	708	35.4	805	40.2 -4.8

BLOCKED SHOTS

##	Team	G	Blocks	Avg/G
1.	Providence	20	112	5.6
2.	UCONN	17	89	5.2
3.	St.John's	19	70	3.7
4.	Villanova	19	69	3.6
5.	Georgetown	19	69	3.6
6.	DePaul	20	72	3.6
7.	Seton Hall	20	70	3.5
8.	Marquette	20	65	3.3
9.	Creighton	20	54	2.7
10.	Xavier	20	47	2.4
11.	Butler	18	35	1.9

ASSISTS

##	Team	G	Assists	Avg/G
1.	Creighton	20	434	21.7
2.	UCONN	17	339	19.9
3.	DePaul	20	362	18.1
4.	Marquette	20	348	17.4
5.	Seton Hall	20	333	16.7
6.	Villanova	19	298	15.7
7.	St.John's	19	284	14.9
8.	Georgetown	19	238	12.5
9.	Xavier	20	244	12.2
10.	Providence	20	210	10.5
11.	Butler	18	181	10.1

STEALS

##	Team	G	Steals	Avg/G
1.	UCONN	17	187	11.0
2.	DePaul	20	190	9.5
3.	Georgetown	19	157	8.3
4.	Creighton	20	162	8.1
5.	Villanova	19	145	7.6
6.	Xavier	20	151	7.6
7.	Seton Hall	20	150	7.5
8.	Marquette	20	139	7.0
9.	Providence	20	138	6.9
10.	St.John's	19	100	5.3
11.	Butler	18	81	4.5

TURNOVER MARGIN

##	Team	G	TEAM	Avg	OPP	Avg Margin
1.	DePaul	20	250	12.5	366	18.3 +5.80
2.	UCONN	17	226	13.3	304	17.9 +4.59
3.	Creighton	20	257	12.9	304	15.2 +2.35
4.	Seton Hall	20	242	12.1	281	14.1 +1.95
5.	Villanova	19	236	12.4	268	14.1 +1.68
6.	Marquette	20	268	13.4	299	15.0 +1.55
7.	Xavier	20	320	16.0	312	15.6 -0.40
8.	Georgetown	19	340	17.9	314	16.5 -1.37
9.	St.John's	19	289	15.2	242	12.7 -2.47
10.	Providence	20	349	17.5	273	13.7 -3.80
11.	Butler	18	361	20.1	175	9.7 -10.33

ASSIST/TURNOVER RATIO

##	Team	G	Asst	Avg	Turn	Avg Ratio
1.	Creighton	20	434	21.7	257	12.9 1.7
2.	UCONN	17	339	19.9	226	13.3 1.5
3.	DePaul	20	362	18.1	250	12.5 1.4
4.	Seton Hall	20	333	16.7	242	12.1 1.4
5.	Marquette	20	348	17.4	268	13.4 1.3
6.	Villanova	19	298	15.7	236	12.4 1.3
7.	St.John's	19	284	14.9	289	15.2 1.0
8.	Xavier	20	244	12.2	320	16.0 0.8
9.	Georgetown	19	238	12.5	340	17.9 0.7
10.	Providence	20	210	10.5	349	17.5 0.6
11.	Butler	18	181	10.1	361	20.1 0.5

OFFENSIVE REBOUNDS

##	Team	G	No.	Avg/G
1.	DePaul	20	298	14.9
2.	Marquette	20	255	12.8
3.	Xavier	20	236	11.8
4.	Georgetown	19	224	11.8
5.	UCONN	17	192	11.3
6.	Creighton	20	216	10.8
7.	Villanova	19	205	10.8
8.	Providence	20	198	9.9
9.	Butler	18	173	9.6
10.	Seton Hall	20	186	9.3
11.	St.John's	19	171	9.0

DEFENSIVE REBOUNDS

##	Team	G	No.	Avg/G
1.	UCONN	17	473	27.8
2.	Providence	20	550	27.5
3.	Seton Hall	20	525	26.3
4.	St.John's	19	490	25.8
5.	Marquette	20	515	25.8
6.	DePaul	20	513	25.7
7.	Villanova	19	481	25.3
8.	Creighton	20	501	25.1
9.	Georgetown	19	456	24.0
10.	Xavier	20	472	23.6
11.	Butler	18	423	2

2021-22 Review | Overall Individual Stats

SCORING

##	Player-Team	CI	G	FG	3FG	FT	Pts	Avg/G
1.	Siegrist,Maddy-VU	JR	27	256	53	119	684	25.3
2.	Morrow,Aneesah-DPU	FR	33	286	14	136	722	21.9
3.	Park-Lane,Lauren-SHU	JR	37	225	73	155	678	18.3
4.	Morris,Sonya-DPU	SR	31	238	42	27	545	17.6
5.	Correa,Leilani-SJU	JR	29	183	60	75	501	17.3
6.	Cooks,Sidney-SHU	SR	36	249	30	43	571	15.9
7.	Espinoza-Hunter,Andr-SHU		36	190	80	80	540	15.0
8.	Bailey,Kadaja-SJU	SR	30	154	38	80	426	14.2
9.	Williams,Christyn-UCONN	SR	33	184	50	50	468	14.2
10.	Church,Deja-DPU	SR	33	169	39	86	463	14.0

3-POINT FG MADE

##	Player-Team	CI	G	3FG	Avg/G
1.	Bolden-Morris,Milan-GU	SR	29	83	2.9
2.	McLaughlin,Karissa-MU	SR	34	87	2.6
3.	Maly,Morgan-CU	SO	32	80	2.5
4.	Jensen,Lauren-CU	SO	33	82	2.5
5.	Espinoza-Hunter,Andr-SHU		36	80	2.2
6.	Correa,Leilani-SJU	JR	29	60	2.1
7.	Garzon,Lior-VU	SO	32	66	2.1
8.	Held,Lexi-DPU	SR	33	66	2.0
9.	Park-Lane,Lauren-SHU	JR	37	73	2.0
10.	Siegrist,Maddy-VU	JR	27	53	2.0

INDIVIDUAL PLAYER GAME HIGHS

Points	Field goals made	Field goal attempts	Field goal percentage	3-Pt FG made	3-Pt FG attempts	3-Pt percentage	Free throws made	Free throw attempts	Free throw percentage
42	16	29	.909 (10-11)	7	7	1.000 (14-14)	14	16	1.000 (03/28/22)
Siegrist,Maddy (Villanova) vs Marquette (02/11/22)	Morrow,Aneesah (DePaul) at Creighton (02/27/22)	Morris,Sonya (DePaul) at St.John's (12/19/21)	Van Kleunen,Lauren (Marquette) vs North Dakota (12/11/21)	Morris,Sonya (DePaul) vs Vanderbilt (11/27/21)	McLaughlin,Karissa (Marquette) vs Georgetown (01/14/22)	Park-Lane,Lauren (Seton Hall) at Columbia (03/28/22)	Williams,Christyn (UConn) at Butler (01/12/22)	Held,Lexi (DePaul) vs Vanderbilt (11/27/21)	Park-Lane,Lauren (Seton Hall) at Columbia (03/28/22)

REBOUNDING

##	Player-Team	CI	G	OFF	DEF	TOT	Avg/G
1.	Morrow,Aneesah-DPU	FR	33	191	266	457	13.8
2.	Siegrist,Maddy-VU	JR	27	82	167	249	9.2
3.	Herlihy,Brianna-VU	SR	31	52	202	254	8.2
4.	Cooks,Sidney-SHU	SR	36	47	237	284	7.9
5.	Nelson-Ododa,O-UCONN	SR	33	78	168	246	7.5
6.	Marotta,Chloe-MU	SR	34	102	147	249	7.3
7.	Crooms,Janai-PC	JR	29	65	144	209	7.2
8.	Karlen,Liza-MU	SO	34	79	166	245	7.2
9.	Archer,Jillian-GU	SR	22	45	106	151	6.9
10.	Van Kleunen,Lauren-MU	SR	34	89	129	218	6.4

BLOCKED SHOTS

##	Player-Team	CI	G	Blocks	Avg/G
1.	Baskerville,Mary-PC	SR	23	43	1.9
2.	Morrow,Aneesah-DPU	FR	33	60	1.8
3.	Nelson-Ododa,O-UCONN	SR	33	55	1.7
4.	Cooks,Sidney-SHU	SR	36	55	1.5
5.	Crooms,Janai-PC	JR	29	32	1.1
6.	Geary,Alyssa-PC	SR	30	32	1.1
7.	Karlen,Liza-MU	SO	34	34	1.0
8.	Siegrist,Maddy-VU	JR	27	27	1.0
9.	Olsen,Olivia-PC	FR	30	28	0.9
10.	Bennett,Graceann-GU	JR	26	23	0.9

FIELD GOAL PCT (Min. 3.0 made per game)

##	Player-Team	CI	G	FG	FGA	Pct
1.	Taborn,Celena-BU	SR	25	133	197	.675
2.	Nelson-Ododa,O-UCONN	SR	33	119	200	.595
3.	Bachelor,Carly-CU	JR	33	101	183	.552
4.	Archer,Jillian-GU	SR	22	67	123	.545
5.	Edwards,Aaliyah-UCONN	SO	36	122	234	.521
6.	Morrow,Aneesah-DPU	FR	33	286	551	.519
7.	Siegrist,Maddy-VU	JR	27	256	519	.493
8.	Cooks,Sidney-SHU	SR	36	249	512	.486
9.	Ronsiek,Emma-CU	SO	32	174	360	.483
10.	Van Kleunen,Lauren-MU	SR	34	197	412	.478

ASSIST/TURNOVER RATIO (Min. 3.0 assists/game)

##	Player-Team	CI	G	Asst	Turn	Avg	Ratio
1.	Rembaio,Tatum-CU	SR	33	200	61	69	2.1
2.	Park-Lane,Lauren-SHU	JR	37	260	70	123	3.3
3.	Held,Lexi-DPU	SR	33	173	5.2	90	2.7
4.	Westbrook,Evina-UCONN	SR	36	113	3.1	65	1.8
5.	Nelson-Ododa,O-UCONN	SR	33	116	3.5	71	2.2
6.	King,Jordan-MU	JR	34	149	4.4	98	2.9
7.	Marotta,Chloe-MU	SR	34	107	3.1	72	2.1
8.	Clegg,Camree-SJU	SR	31	102	3.3	71	2.3
9.	Beeler,Shaila-XU	JR	29	117	4.0	83	2.9
10.	Morris,Sonya-DPU	SR	31	98	3.2	79	2.5

ASSISTS

##	Player-Team	CI	G	Assists	Avg/G
1.	Park-Lane,Lauren-SHU	JR	37	260	7.0
2.	Rembaio,Tatum-CU	SR	33	200	6.1
3.	Held,Lexi-DPU	SR	33	173	5.2
4.	King,Jordan-MU	JR	34	149	4.4
5.	Beeler,Shaila-XU	JR	29	117	4.0
6.	Ransom,Kelsey-GU	SO	27	108	4.0
7.	Crooms,Janai-PC	JR	29	102	3.5
8.	Nelson-Ododa,O-UCONN	SR	33	116	3.5
9.	Clegg,Camree-SJU	SR	31	102	3.3
10.	Morris,Sonya-DPU	SR	31	98	3.2

OFFENSIVE REBOUNDS

##	Player-Team	CI	G	No.	Avg/G
1.	Morrow,Aneesah-DPU	FR	33	191	5.8
2.	Siegrist,Maddy-VU	JR	27	82	3.0
3.	Marotta,Chloe-MU	SR	34	102	3.0
4.	Van Kleunen,Lauren-MU	SR	34	89	2.6
5.	Nelson-Ododa,O-UCONN	SR	33	78	2.4
6.	Karlen,Liza-MU	SO	34	79	2.3
7.	Crooms,Janai-PC	JR	29	65	2.2
8.	Taborn,Celena-BU	SR	25	54	2.2
9.	Edwards,Aaliyah-UCONN	SO	36	74	2.1
10.	Archer,Jillian-GU	SR	22	45	2.0

FREE THROW PCT (Min. 2.0 made per game)

##	Player-Team	CI	G	FTM	FTA	Pct
1.	Church,Deja-DPU	SR	33	86	96	.896
2.	Park-Lane,Lauren-SHU	JR	37	155	183	.847
3.	Siegrist,Maddy-VU	JR	27	119	145	.821
4.	Beeler,Shaila-XU	JR	29	70	87	.805
5.	Espinoza-Hunter,Andr-SHU		36	80	100	.800
6.	Bailey,Kadaja-SJU	SR	30	80	100	.800
7.	Scarlett,Mackayla-XU	SO	30	64	82	.780
8.	Correa,Leilani-SJU	JR	29	75	98	.765
9.	Morrow,Aneesah-DPU	FR	33	136	193	.705
10.	Van Kleunen,Lauren-MU	SR	34	71	104	.683

DEFENSIVE REBOUNDS

##	Player-Team	CI	G	No.	Avg/G
1.	Morrow,Aneesah-DPU	FR	33	266	8.1
2.	Cooks,Sidney-SHU	SR	36	237	6.6
3.	Herlihy,Brianna-VU	SR	31	202	6.5
4.	Siegrist,Maddy-VU	JR	27	167	6.2
5.	Nelson-Ododa,O-UCONN	SR	33	168	5.1
6.	Crooms,Janai-PC	JR	29	144	5.0
7.	Karlen,Liza-MU	SO	34	166	4.9
8.	Archer,Jillian-GU	SR	22	106	4.8
9.	Correa,Leilani-SJU	JR	29	136	4.7
10.	Espinoza-Hunter,Andr-SHU		36	168	4.7

STEALS

##	Player-Team	CI	G	Steals	Avg/G
1.	Morrow,Aneesah-DPU	FR	33	89	2.7
2.	Ransom,Kelsey-GU	SO	27	67	2.5
3.	Held,Lexi-DPU	SR	33	69	2.1
4.	Espinoza-Hunter,Andr-SHU		36	66	1.8
5.	Baskerville,Mary-PC	SR	23	39	1.7
6.	Park-Lane,Lauren-SHU	JR	37	59	1.6
7.	Mogensen,Molly-CU	SO	33	50	1.5
8.	Williams,Christyn-UCONN	SR	33	49	1.5
9.	Morris,Sonya-DPU	SR	31	45	1.5
10.	Siegrist,Maddy-VU	JR	27	39	1.4

MINUTES PLAYED

##	Player-Team	CI	G	Minutes	Avg/G
1.	Park-Lane,Lauren-SHU	JR	37	1420	38.4
2.	Espinoza-Hunter,Andr-SHU		36	1352	37.6
3.	Siegrist,Maddy-VU	JR	27	976	36.1
4.	Correa,Leilani-SJU	JR	29	1030	35.5
5.	Bolden-Morris,Milan-GU	SR	29	1023	35.3
6.	Crooms,Janai-PC	JR	29	1005	34.7
7.	McLaughlin,Karissa-MU	SR	34	1167	34.3
8.	Williams,Christyn-UCONN	SR	33	1117	33.8
9.	Held,Lexi-DPU	SR	33	1110	33.6
10.	King,Jordan-MU	JR	34	1115	32.8

3-POINT FG PCT (Min. 1.0 made per game)

##	Player-Team	CI	G	3FG	FGA	Pct
1.	Jensen,Lauren-CU	SO	33	82	189	.434
2.	McLaughlin,Karissa-MU	SR	34	87	209	.416
3.	Rogers,Darrione-DPU	SO	33	62	153	.405
4.	Park-Lane,Lauren-SHU	JR	37	73	186	.392
5.	Held,Lexi-DPU	SR	33	66	171	.386
6.	Clegg,Camree-SJU	SR	31	35	91	.385
7.	Maly,Morgan-CU	SO	32	80	214	.374
8.	Jackson,Mya-SHU	JR	34	56	150	.373
9.	Espinoza-Hunter,Andr-SHU		36	80	221	.362
10.	Bolden-Morris,Milan-GU	SR	29	83	232	.358

2021-22 Review | Overall Team Stats

SCORING OFFENSE

##	Team	G	W-L	Pts	Avg/G
1.	DePaul	33	22-11	2882	87.3
2.	Creighton	33	23-10	2444	74.1
3.	UCONN	36	30-6	2656	73.8
4.	St. John's	31	12-19	2233	72.0
5.	Seton Hall	37	24-13	2565	69.3
6.	Marquette	34	23-11	2283	67.1
7.	Villanova	33	24-9	2143	64.9
8.	Xavier	30	9-21	1870	62.3
9.	Georgetown	29	10-19	1743	60.1
10.	Providence	30	11-19	1797	59.9
11.	Butler	28	1-27	1556	55.6

3-POINT FG PCT

##	Team	G	FG	FGA	Pct
1.	Creighton	33	334	908	.368
2.	Seton Hall	37	265	763	.347
3.	Marquette	34	120	348	.345
4.	DePaul	33	282	822	.343
5.	St. John's	31	249	734	.339
6.	UCONN	36	247	731	.338
7.	Villanova	33	242	784	.309
8.	Providence	30	140	479	.292
9.	Georgetown	29	152	524	.290
10.	Butler	28	158	601	.263
11.	Xavier	30	81	311	.260

ASSISTS

##	Team	G	Assists	Avg/G
1.	Creighton	33	668	20.2
2.	DePaul	33	606	18.4
3.	Marquette	34	613	18.0
4.	UCONN	36	643	17.9
5.	Seton Hall	37	570	15.4
6.	Villanova	33	500	15.2
7.	St. John's	31	451	14.5
8.	Xavier	30	386	12.9
9.	Georgetown	29	369	12.7
10.	Butler	28	319	11.4
11.	Providence	30	337	11.2

DEFENSIVE REB PCT.

##	Team	G	D- Reb	O-Reb	D-Reb Pct
1.	UCONN	30	893	292	0.754
2.	Marquette	26	694	245	0.739
3.	Creighton	22	568	206	0.734
4.	Seton Hall	21	534	229	0.700
5.	Villanova	24	643	278	0.698
6.	Providence	21	525	232	0.694
7.	Georgetown	17	422	197	0.682
8.	Xavier	15	337	174	0.659
9.	DePaul	24	547	301	0.645
10.	St. John's	23	539	318	0.629
11.	Butler	20	432	272	0.614

SCORING DEFENSE

##	Team	G	Pts	Avg/G
1.	UCONN	36	1977	54.9
2.	Marquette	34	2054	60.4
3.	Villanova	33	2009	60.9
4.	Providence	30	1916	63.9
5.	Creighton	33	2124	64.4
6.	Georgetown	29	1970	67.9
7.	Seton Hall	37	2518	68.1
8.	Xavier	30	2185	72.8
9.	St. John's	31	2285	73.7
10.	Butler	28	2181	77.9
11.	DePaul	33	2593	78.6

3-POINT FG PCT DEFENSE

##	Team	G	FG	FGA	Pct
1.	UCONN	36	199	706	.282
2.	Marquette	34	167	580	.288
3.	Seton Hall	37	236	810	.291
4.	DePaul	33	179	607	.295
5.	Providence	30	201	664	.303
6.	Villanova	33	151	489	.309
7.	St. John's	31	205	627	.327
8.	Creighton	33	184	554	.332
9.	Georgetown	29	251	733	.342
10.	Butler	28	257	727	.354
11.	Xavier	30	249	701	.355

STEALS

##	Team	G	Steals	Avg/G
1.	DePaul	33	323	9.8
2.	UCONN	36	321	8.9
3.	Georgetown	29	232	8.0
4.	Villanova	33	254	7.7
5.	Seton Hall	37	281	7.6
6.	Xavier	30	225	7.5
7.	Providence	30	211	7.0
8.	Creighton	33	231	7.0
9.	Marquette	34	237	7.0
10.	St. John's	31	173	5.6
11.	Butler	28	138	4.9

OFFENSIVE REB PCT.

##	Team	G	O-Reb	D-Reb	O-Reb Pct
1.	Marquette	26	324	563	0.365
2.	UCONN	30	352	616	0.364
3.	Xavier	15	204	385	0.346
4.	Georgetown	17	219	423	0.341
5.	DePaul	24	327	700	0.318
6.	St. John's	23	242	544	0.308
7.	Villanova	24	268	603	0.308
8.	Seton Hall	21	235	569	0.292
9.	Butler	20	187	524	0.263
10.	Creighton	22	205	588	0.259
11.	Providence	21	146	557	0.208

SCORING MARGIN

##	Team	G	OFF	DEF	Margin
1.	UCONN	36	73.8	54.9	+18.9
2.	Creighton	33	74.1	64.4	+9.7
3.	DePaul	33	87.3	78.6	+8.8
4.	Marquette	34	67.1	60.4	+6.7
5.	Villanova	33	64.9	60.9	+4.1
6.	Seton Hall	37	69.3	68.1	+1.3
7.	St. John's	31	72.0	73.7	-1.7
8.	Providence	30	59.9	63.9	-4.0
9.	Georgetown	29	60.1	67.9	-7.8
10.	Xavier	30	62.3	72.8	-10.5
11.	Butler	28	55.6	77.9	-22.3

REBOUNDING OFFENSE

##	Team	G	Reb	Avg/G
1.	Marquette	34	1386	40.8
2.	DePaul	33	1345	40.8
3.	UCONN	36	1390	38.6
4.	Providence	30	1151	38.4
5.	Georgetown	29	1087	37.5
6.	Xavier	30	1089	36.3
7.	Creighton	33	1187	36.0
8.	Seton Hall	37	1298	35.1
9.	Villanova	33	1147	34.8
10.	St. John's	31	1069	34.5
11.	Butler	28	934	33.4

TURNOVER MARGIN

##	Team	G	TEAM	Avg	OPP	Avg	Margin
1.	DePaul	33	454	13.8	617	18.7	+4.94
2.	UCONN	36	504	14.0	578	16.1	+2.06
3.	Villanova	33	425	12.9	486	14.7	+1.85
4.	Seton Hall	37	469	12.7	527	14.2	+1.57
5.	Creighton	33	421	12.8	452	13.7	+0.94
6.	Marquette	34	506	14.9	505	14.9	-0.03
7.	Xavier	30	491	16.4	465	15.5	-0.87
8.	St. John's	31	451	14.5	423	13.6	-0.90
9.	Georgetown	29	525	18.1	473	16.3	-1.79
10.	Providence	30	539	18.0	424	14.1	-3.83
11.	Butler	28	556	19.9	320	11.4	-8.43

3-POINT FG MADE

##	Team	G	3FG	Avg/G
1.	DePaul	24	212	8.83
2.	UCONN	22	185	8.41
3.	Seton Hall	21	169	8.05
4.	Villanova	24	188	7.83
5.	Butler	20	147	7.35
6.	UCONN	30	201	6.70
7.	St. John's	23	120	5.22
8.	Providence	21	97	4.62
9.	Marquette	26	108	4.15
10.	Xavier	15	60	4.00
11.	Georgetown	17	63	3.71

FREETHROW PCT

##	Team	G	FTM	FTA	Pct
1.	Seton Hall	37	374	478	.782
2.	Villanova	33	347	456	.761
3.	DePaul	33	382	502	.761
4.	St. John's	31	342	452	.757
5.	Xavier	30	387	519	.746
6.	Creighton	33	288	395	.729
7.	Marquette	34	341	487	.700
8.	Providence	30	327	470	.696
9.	UCONN	36	335	486	.689
10.	Georgetown	29	303	441	.687
11.	Butler	28	224	328	.683

REBOUNDING DEFENSE

##	Team	G	Reb	Avg/G
1.	Marquette	34	1386	40.8
2.	UCONN	36	1358	32.2
3.	Creighton	33	1087	32.9
4.	Villanova	33	1172	35.5
5.	Butler	28	1041	37.2
6.	Georgetown	29	1093	37.7
7.	Providence	30	1152	38.4
8.	St. John's	31	1198	38.6
9.	Xavier	30	1180	39.3
10.	Seton Hall	37	1474	39.8
11.	DePaul	33	1322	40.1

ASSIST/TURNOVER RATIO

##	Team	G	Asst	Avg	Turn	Avg	Ratio
1.	UCONN	30	613	20.4	422	14.1	1.45
2.	Villanova	24	465	19.4	339	14.1	1.37
3.	Marquette	26	502	19.3	396	15.2	1.27
4.	DePaul	24	399	16.6	341	14.2	1.17
5.	Seton Hall	21	309	14.7	279	13.3	1.11
6.	Creighton	22	300	13.6	327	14.9	0.92
7.	St. John's	23	344	15.0	395	17.2	0.87
8.	Providence	21	258	12.3	331	15.8	0.78
9.	Xavier	15	210	14.0	288	19.2	0.73
10.	Butler	20	194	9.7	350	17.5	0.55
11.	Georgetown	17	163	9.6	313	18.4	0.52

TEAM HIGHS (highest totals made by)

Points	114	DePaul vs Texas Southern (11/09/21)
	107	DePaul at St. John's (12/19/21)
	107	Creighton at St. John's (02/18/22)
	61 (96-35)	Marquette vs Alcorn (11/09/21)
	57 (88-31)	UCONN vs Providence (02/27/22)
Field goals made	46	DePaul vs Texas Southern (11/09/21)
	44	Marquette vs DePaul (03/05/22)
Field goal attempts	101	DePaul vs Northern Illinois (12/16/21)
	91	DePaul vs Nicholls State (12/14/21)
Field goal percentage	.676 (46-68)	DePaul vs Texas Southern (11/09/21)
	.657 (44-67)	Marquette vs De

Regular-Season Records | **BIG EAST Games Only**

Points

INDIVIDUAL:

Game: 43, Angel McCoughtry, (UofL) vs. Providence, 1-31-09
 43, Jaylyn Agnew, Creighton vs. Georgetown, 3-1-20
 Rookie Game: 41, Aneesah Morrow (DPU) at Creighton, 2-27-22
 Season: 478, Sarah Behn (BC), 1991-92
 Rookie Season: 469, Aneesah Morrow (DPU), 2021-22

TEAM:

Game: 128, Providence vs. Georgetown (114), 2-4-91
 Game (two teams): 242, Providence def. Georgetown (128-114), 2-4-91
 Season: 1767, DePaul, 2021-22

Scoring Average

INDIVIDUAL:

Season: 27.9 ppg, Maddy Siegrist (VU), 2021-22 (474 pts. over 17 games)
 Rookie Season: 23.5 ppg, Aneesah Morrow (DPU), 2021-22
 (469 pts over 20 games)

TEAM:

Season: 95.4 ppg, Providence, 1990-91

Rebounds

INDIVIDUAL:

Game: 27, Aneesah Morrow (DPU) at Seton Hall, 1-30-22
 Rookie Game: 27, Aneesah Morrow (DPU) at Seton Hall, 1-30-22
 Season: 305, Aneesah Morrow (DPU), 2021-22
 Rookie Season: 305, Aneesah Morrow (DPU), 2021-22

TEAM:

Game: 70, Connecticut vs. Providence, 1-11-95
 Season: 942, Providence, 1994-95

Rebound Average

INDIVIDUAL:

Season: 15.3 rpg, Aneesah Morrow (DPU), 2021-22
 Rookie Season: 15.3 rpg, Aneesah Morrow (DPU), 2021-22

TEAM:

Season: 52.3 rpg, Connecticut, 1994-95

FG Made

INDIVIDUAL:

Game: 19 (of 31), Kathy Finn (PC) vs. Syracuse, 2-11-84
 Rookie Game: 14 (of 19), Tina Charles (UConn) vs. USF, 2-20-07
 Season: 188, Aneesah Morrow (DPU), 2021-22
 Rookie Season: 188, Aneesah Morrow (DPU), 2021-22

TEAM:

Game: 48, Notre Dame vs. Pittsburgh, 1-17-12
 Season: 682, DePaul, 2021-22

FG Attempted

INDIVIDUAL:

Game: 37 (13 made), Andrea Smith (USF) vs. Notre Dame, 1-8-13
 Rookie Game: 26 (10 made), Maria Tchobanova (WVU)
 vs. Georgetown, 1-2-96
 Season: 349, Kerry Curran (BC), 1993-94
 349, Aneesah Morrow (DPU), 2021-22
 Rookie Season: 349, Aneesah Morrow (DPU), 2021-22

TEAM:

Game: 100, Providence vs. Seton Hall, 1-4-88
 Season: 1,519, DePaul, 2021-22

FG Percentage

INDIVIDUAL:

Game: (minimum 8 attempts)
 1.000 (12-12), Jazz Covington (UofL) vs. Georgetown, 1-18-06
 1.000 (10-10), Nykeshia Sales (UConn) vs. Notre Dame, 12-6-97
 1.000 (10-10), Nykeshia Sales (UConn) vs. St. John's, 2-7-96
 1.000 (9-9), Olayinka Sanni (WVU) vs. DePaul, 1-9-07
 1.000 (9-9), Olivia Nelson-Ododa (UConn) vs. Creighton, 12-17-20
 1.000 (8-8), Shea Ralph (UConn) vs. West Virginia, 1-2-99

Rookie Game:

(minimum 7 attempts)
 1.000 (7-7), Teresa Borton (ND) vs. Seton Hall, 1-9-02
 1.000 (7-7), Monique Lee (SHU) vs. Providence, 2-24-98
 1.000 (7-7), Peggi Jewell (GU) vs. St. John's, 2-9-89
 1.000 (7-7), Jennifer Clemente (RU) vs. St. John's, 1-30-96

Season:

.718 (125-174), Ruth Riley (ND), 1998-99

Rookie Season:

.762 (32-42), Boston College vs. Syracuse, 1-9-89
 .560, Villanova, 1986-87

TEAM:

3-PT FG Made

INDIVIDUAL:

Game: 10 (of 14) Maya Moore (UConn) vs. Syracuse, 1-17-09
 10 (of 13) Chanise Jenkins (DePaul) at Georgetown, 2-7-16
 Rookie Game: 8 (of 16) Jennifer Davis (PC) vs. Boston College, 2-13-94
 Season: 66, Sheila McMillen (ND), 1998-99
 Rookie Season: 58, Jennifer Davis (PC), 1993-94

TEAM:

Game: 22, Creighton vs. Butler, 2-13-22
 Season: 217, Creighton, 2021-22

3-PT FG Attempted

INDIVIDUAL:

Game: 18 (6 made), Shoni Schimmel (UofL) vs. Marquette, 1-26-11
 18 (5 made), Erin Maloy, (Pitt) vs. Miami, 1-11-92
 18 (7 made) Milan Bolden-Morris (GU) at Xavier, 2-25-22
 Rookie Game: 18 (6 made), Shoni Schimmel (UofL) vs. Marquette, 1-26-11
 Season: 162 (58 made), Jennifer Davis (PC), 1993-94
 Rookie Season: 162 (58 made), Jennifer Davis (PC), 1993-94

TEAM:

Game: 49 (11 made), Villanova at Georgetown, 1-29-14
 Season: 592 (217 made), Creighton, 2021-22

3-PT FG Percentage

INDIVIDUAL:

Game: (minimum 6 attempts)
 1.000 (7-7), Terry Green (SHU) vs. DePaul, 1-28-12
 1.000 (7-7), Alicia Ratay (ND) vs. Rutgers, 2-19-00
 1.000 (6-6), Kate Bulger (WVU) vs. St. John's, 1-6-01
 1.000 (6-6), Catherine Bove (PC) at Cincinnati, 2-3-09

Rookie Game:

(minimum 5 attempts)
 1.000 (7-7), Alicia Ratay (ND) vs. Rutgers, 2-19-00
 1.000 (6-6), Kate Bulger (WVU) vs. St. John's, 1-6-01
 1.000 (5-5), Krystal Ellis (MU) vs. West Virginia, 1-21-06
 1.000 (5-5), Keirsten Walters (UConn) vs. Pittsburgh, 1-31-99
 1.000 (5-5), Clare Droesch (BC) vs. West Virginia, 1-30-02

Season:

.517 (15-29), Shea Ralph (UConn), 1998-99

Rookie Season:

.512 (41-80), Cal Bouchard (BC), 1997-98

TEAM:

Game: (minimum 6 attempts)
 1.000 (6-6), Syracuse vs. Villanova, 1-10-99
 Season: .449 (44-98), Seton Hall, 1993-94

Regular-Season Records | **BIG EAST Games Only**

FT Made

INDIVIDUAL:

Game: 19 (of 21), Mandy Saunders (PC) vs. Pittsburgh, 2-26-94
 19 (of 21), Sarah Behn (BC) vs. Syracuse, 1-11-92
 19 (of 21), Kerry Bascom (UConn) vs. St. John's, 2-9-91
 Rookie Game: 19 (of 21), Mandy Saunders (PC) vs. Pittsburgh, 2-26-94
 Season: 141, Sarah Behn (BC), 1992-93
 Rookie Season: 100, Mandy Saunders (PC), 1993-94

TEAM:

Game: 45, Providence vs. Pittsburgh, 2-8-89
 Season: 371, Providence, 1991-92

FT Attempted

INDIVIDUAL:

Game: 23, Ruth Riley (ND) vs. Miami, 2-22-00
 Rookie Game: 21, Mandy Saunders (PC) vs. Pittsburgh, 2-26-94
 Season: 168, Sarah Behn (BC), 1992-93
 Rookie Season: 156, Holly Porter (BC), 1993-94

TEAM:

Game: 52, Providence vs. Pittsburgh, 2-8-89
 Season: 514, Connecticut, 1998-99

FT Percentage

INDIVIDUAL:

Game: (minimum of 16 attempts)
 1.000 (17-17), Sarah Behn (BC) vs. Georgetown, 1-13-93
 1.000 (17-17), Arlesia Morse (MU) vs. Georgetown, 2-1-15
 1.000 (16-16), Kerry Bascom (UConn) vs. St. John's, 1-27-90
 1.000 (16-16), Katie Smrcka-Duffy (GU) vs. Seton Hall, 2-9-00
 Rookie Game: (minimum of 10 attempts)
 1.000 (13-13), Rebecca Lobo (UConn) vs. St. John's, 1-8-92
 1.000 (10-10), Asjha Jones (UConn) vs. Syracuse, 2-3-99
 1.000 (10-10), Nicole Michael (SU) vs. Cincinnati, 2-26-07
 1.000 (10-10), Nadirah McKenith (STJ) vs. Marquette, 1-5-10
 Season: 1.000 (43-43), Jaylyn Agnew (Creighton), 2019-20
 .963 (26-27), Amy Duran (UConn), 1997-98
 .963 (26-27), Mel Thomas (UConn), 2006-07
 .952 (20-21), Laurie St. Jean (PC), 1983-84
 .881 (59-67), Angel Lewis (SU), 1991-92
 Rookie Season:

TEAM:

Game: (minimum of 17 attempts)
 1.000 (23-23), Syracuse vs. Providence, 1-31-12
 1.000 (22-22), West Virginia vs. Boston College, 2-27-01
 1.000 (20-20), Georgetown vs. Miami, 2-13-99
 1.000 (18-18), Boston College vs. West Virginia, 1-2-05
 1.000 (17-17), St. John's vs. Pittsburgh, 2-25-97
 1.000 (17-17), St. John's vs. Rutgers, 1-30-02
 1.000 (17-17), Boston College vs. West Virginia, 2-14-04
 Season: .814 (153-188), Villanova, 2008-09

Assists

INDIVIDUAL:

Game: 18, Margaret McKeon (STJ) vs. Georgetown, 1-16-91
 18, Lauren Park-Lane (SHU), vs. Butler, 2-22-22
 Rookie Game: 14, Mandy Saunders (PC) vs. Syracuse, 1-12-94
 14, Paige Bueckers (UConn) at Butler, 2-27-21
 Season: 152, Lauren Park-Lane (SHU), 2021-22
 Rookie Season: 143, Gina Graziani (Miami), 1996-97

TEAM:

Game: 35, Providence vs. Georgetown, 1-22-86
 35, Providence vs. Seton Hall, 1-29-86
 Season: 434, Creighton, 2021-22

Assist Average

INDIVIDUAL:

Season: 9.7 apg, Shanya Evans (PC), 1989-90
 Rookie Season: 7.9 apg, Gina Graziani (Miami), 1996-97
TEAM:
 Season: 25.8, Villanova, 1986-87

Steals

INDIVIDUAL:

Game: 11, Maria Tchobanova (WVU) vs. Pittsburgh, 1-4-96
 Rookie Game: 11, Maria Tchobanova (WVU) vs. Pittsburgh, 1-4-96
 Season: 78, Angel McCoughtry (UofL), 2008-09
 Rookie Season: 60, Raquel Nurse (SU), 1994-95

TEAM:

Game: 24, Georgetown vs. Notre Dame, 1-29-00
 24, Villanova vs. Boston College, 2-18-24
 24, West Virginia vs. Pittsburgh, 1-4-96
 Season: 258, Connecticut, 1997-98

Blocked Shots

INDIVIDUAL:

Game: 14, Chris Palombi (SU) vs. Georgetown, 1-13-84
 Rookie Game: 9, Tina Charles (UConn) vs. Notre Dame, 1-27-07
 Season: 70, Rebecca Lobo (UConn), 1993-94
 Rookie Season: 48, Kara Wolters (UConn), 1993-94

TEAM:

Game: 17, West Virginia at Cincinnati, 1-8-11
 17, USF at West Virginia, 2-21-09
 17, Connecticut vs. Seton Hall, 1-13-95
 Season: 134, Connecticut, 1993-94

Personal Fouls

TEAM:

Game: 34, Boston College vs. Georgetown, 1-13-93
 34, Boston College vs. Providence, 1-25-95
 Season: 430, Boston College, 1992-93

Miscellaneous

TEAM:

Fewest Points: 24, Providence vs. Connecticut, 2-5-05
 Fewest Points in a Half: 6, St. John's vs. Boston College, 1-2-01
 6, Providence vs. Connecticut, 2-5-05
 Fewest Points in a Quarter: 1, Butler at Xavier, 1-29-16
 Most Points in a Quarter: 39, Villanova vs. Georgetown, 2-16-19
 Fewest Points Combined: 71 (38-33), St. John's def. Pittsburgh, 1-27-01
 Victory Margin: 78 (126-48), Connecticut def. Providence, 1-6-98
 Fewest Turnovers: 2, Villanova at Creighton, 1-10-17
 Season:
 Lowest Scoring Average: 43.6 ppg, Providence, 2004-05
 44.2 ppg, Providence, 2004-05

BIG EAST Career Leaders | Conference Games Only

Points

Rk	Name, School, Years	Games	Avg.	Points
1.	Sarah Behn, Boston College, 1989-93	67	23.1	1,546
2.	Angel McCoughtry, Louisville, 2005-09	64	20.7	1,322
3.	Holly Porter, Boston College, 1993-97	71	18.5	1,311
4.	Tracy Lis, Providence, 1988-92	66	19.6	1,296
5.	Maya Moore, Connecticut, 2007-11	64	19.8	1,270
6.	Lorari Johnson, Pittsburgh, 1987-91	62	20.2	1,253
7.	Rebecca Lobo, Connecticut, 1991-95	69	17.9	1,232
8.	Kris Witfill, Georgetown, 1989-93	68	17.8	1,213
9.	Sugar Rodgers, Georgetown, 2009-13	64	18.7	1,196
10.	Nykesha Sales, Connecticut, 1994-98	72	16.3	1,175
	Dionna White, Georgetown, 2015-19	71	16.5	1,175
12.	Cappie Pondexter, Rutgers, 2002-06	64	17.8	1,140
13.	Ruth Riley, Notre Dame, 1997-01	68	16.7	1,135
14.	Allazia Blockton, Marquette, 2015-19	67	16.9	1,134
15.	Kerry Bascom, Connecticut, 1987-91	63	17.9	1,128
16.	Kerry Curran, Boston College, 1990-94	70	16.0	1,123
17.	Jonna Huemrich, Pittsburgh, 1990-94	70	15.9	1,114
18.	Maddy Siegrist, Villanova, 2019-pres.	49	22.5	1,104
19.	Brittany Hrynko, DePaul, 2011-15	68	15.9	1,080
20.	Cozette Ballentine, St. John's, 1988-92	66	16.3	1,077
21.	Octavia Blue, Miami, 1994-98	69	15.6	1,074
	Shelly Pennefather, Villanova, 1983-87	54	20.0	1,074
23.	Shavonte Zellous, Pittsburgh, 2005-09	63	17.0	1,071

Rebounds

Rk	Name, School, Years	Games	Avg.	Rebs
1.	Dana Wynne, Seton Hall, 1993-97	71	11.2	798
2.	Rebecca Lobo, Connecticut, 1991-95	69	10.3	714
3.	Tori Schickel, Butler, 2015-19	65	9.7	628
4.	Erika Davenport, Marquette, 2015-19	68	9.2	625
5.	Rebekkah Brunson, Georgetown, 2000-04	58	10.7	620
6.	Angel McCoughtry, Louisville, 2005-09	64	9.6	616
7.	Mercedes Walker, Pittsburgh, 2004-08	62	9.9	613
8.	Holly Porter, Boston College, 1993-97	71	8.5	604
9.	Kelly Campbell, DePaul, 2016-20	72	8.2	587
10.	Leni Wilson, Georgetown, 1989-93	68	8.5	576
	Tina Charles, Connecticut, 2006-10	64	9.0	576
12.	Amber Thompson, St. John's, 2011-15	68	8.4	568
13.	Katherine Harry, DePaul, 2009-13	64	8.4	565
	Kelly Campbell, DePaul, 2016-20	69	8.2	565
15.	Jamelle Elliott, Connecticut, 1992-96	72	7.8	558
16.	Sylita Thomas, Georgetown, 1995-99	72	7.7	557
17.	Kym Hope, Miami, 1995-99	71	7.8	554
	Maya Moore, Connecticut, 2007-11	64	8.7	554
19.	Shelly Pennefather, Villanova, 1983-87	54	10.2	553
20.	Andrea Mangum, Providence, 1986-90	63	8.7	550
21.	Chelsea Cole, Pittsburgh, 2007-11	64	8.5	545
22.	Ruth Riley, Notre Dame, 1997-01	68	8.0	544
23.	Jonna Huemrich, Pittsburgh, 1990-94	70	8.2	514
24.	Nicole Michael, Syracuse, 2006-10	64	7.9	507

Scoring Average

Rk	Name, School, Years	Games	Points	Avg.
1.	Jennifer Bruce, Pittsburgh, 1982-85	32	746	23.3
2.	Sarah Behn, Boston College, 1989-93	67	1,546	23.1
3.	Maddy Siegrist, Villanova, 2019-pres.	49	1,104	22.5
4.	Angel McCoughtry, Louisville, 2005-09	64	1,322	20.7
5.	Lorri Johnson, Pittsburgh, 1987-91	62	1,253	20.2
6.	Shelly Pennefather, Villanova, 1983-87	54	1,074	20.0
7.	Nadine Malcolm, Providence, 1993-97	49	973	19.9
8.	Maya Moore, Connecticut, 2007-11	64	1,270	19.8
9.	Jessica Dickson, USF, 2005-07	32	631	19.7
10.	Tracy Lis, Providence, 1988-92	66	1,296	19.6
11.	Kathy Finn, Providence, 1982-84	16	304	19.0
12.	Katryna Gaither, Notre Dame, 1995-97	36	675	18.8
13.	Beth Morgan, Notre Dame, 1995-97	36	676	18.8
14.	Sugar Rodgers, Georgetown, 2009-13	64	1,196	18.7
15.	Holly Porter, Boston College, 1993-97	71	1,311	18.5
16.	Tamara James, Miami, 2002-04	31	569	18.4
17.	Nancy Bernhardt, Villanova, 1982-84	16	292	18.3
18.	Renee Najarian, Connecticut, 1986-88	31	558	18.0
19.	Kerry Bascom, Connecticut, 1987-91	63	1,128	17.9
	Rebecca Lobo, Connecticut, 1991-95	69	1,232	17.9
21.	Maura Gill, Georgetown, 1982-85	31	553	17.8
	Cappie Pondexter, Rutgers, 2002-06	64	1,140	17.8
	Kris Witfill, Georgetown, 1989-93	68	1,213	17.8

One-year players:

Frances Savage, Miami, 1991-92	18	431	23.9
Tawana Jackson, St. John's, 1994-95	18	391	21.7
Debbie Beckford, St. John's, 1982-83	8	159	19.9
Khara Smith, DePaul, 2005-06	16	292	18.3
Cathy Bochain, Connecticut, 1982-83	8	136	17.0

Rebounding Average

Rk	Name, School, Years	Games	Rebounds	Avg.
1.	Dana Wynne, Seton Hall, 1993-97	71	798	11.2
2.	Rebekkah Brunson, Georgetown, 2000-04	58	620	10.7
3.	Dianne Pugh, St. John's, 1982-84	16	169	10.6
4.	Renee Najarian, Connecticut, 1986-88	31	321	10.4
5.	Britt King, Providence, 1982-86	47	482	10.3
	Rebecca Lobo, Connecticut, 1991-95	69	714	10.3
7.	Gloria Bradley, Seton Hall, 1982-84	15	153	10.2
	Shelly Pennefather, Villanova, 1983-87	54	553	10.2
9.	Mercedes Walker, Pittsburgh, 2004-08	62	613	9.9
10.	Ijeoma Uchendu, Butler, 2013-15	22	215	9.8
11.	Maddy Siegrist, Villanova, 2019-pres.	49	477	9.7
	Jennifer Bruce, Pittsburgh, 1982-85	32	309	9.7
	Tori Schickel, Butler, 2015-2019	65	628	9.7
14.	Angel McCoughtry, Louisville, 2005-09	64	616	9.6
15.	Katryna Gaither, Notre Dame, 1995-97	36	330	9.2
	Vicki Plowden, Miami, 1991-93	36	332	9.2
	Erika Davenport, Marquette, 2015-19	68	625	9.2
18.	Shamona Marable, Seton Hall, 1992-94	35	315	9.0
	Tina Charles, Connecticut, 2006-10	64	576	9.0
20.	Cynthia Petke, Georgetown, 2016-18	36	321	8.9
21.	Tina Ogden, St. John's, 1990-92	34	300	8.8
	Katherine Harry, DePaul, 2009-13	64	565	8.8
23.	Becky Gottstein, Boston College, 1998-03	53	460	8.7
	Andrea Mangum, Providence, 1986-90	63	550	8.7
	Maya Moore, Connecticut, 2007-11	64	554	8.7

One-year players:

Natalie Butler, Georgetown, 2013-14	18	248	13.8
Khara Smith, DePaul, 2005-06	16	184	11.5
Frances Savage, Miami, 1991-92	18	431	10.8
Sarah Nelson, Creighton, 2013-14	18	163	9.1
Ezria Parsons, USF, 2005-06	14	124	8.9
Mary Schiavetta, Syracuse, 1982-83	8	67	8.4
Marcy Kornegay, St. John's, 1992-93	18	144	8.0

BIG EAST Career Leaders | Conference Games Only

Field Goal Percentage (minimum 80 fgm)

Rk	Name, School, Years	Games	FGM-FGA	Pct.
1.	Tamika Williams, Connecticut, 1998-02	59	239-344	.695
2.	Ruth Riley, Notre Dame, 1997-01	68	419-649	.646
3.	Tina Charles, Connecticut, 2006-10	64	413-665	.621
4.	Gloria Bradley, Seton Hall, 1982-84	15	80 129	.620
5.	Kara Wolters, Connecticut, 1993-97	70	466-761	.612
6.	Katryna Gaither, Notre Dame, 1995-97	36	288-472	.610
7.	Stefanie Dolson, Connecticut, 2010-13	47	239-393	.608
8.	Jessica Moore, Connecticut, 2001-05	64	217-370	.586
9.	Natasha Williams, DePaul, 2007-09	30	133-228	.583
10.	Tammy Sutton-Brown, Rutgers, 1997-2001	68	266-457	.582
11.	Shelly Pennefather, Villanova, 1983-87	54	479 843	.568
12.	Michelle Campbell, Rutgers, 2002-06	64	220-381	.577
13.	Erika Davenport, Marquette, 2015-2019	68	277-659	.572
	Imani Littleton, St. John's, 2014-18	59	107-187	.572
15.	Vionca Murray, Syracuse, 2007-11	47	106-186	.570
16.	Willnett Crockett, Connecticut, 2002-06	60	107-188	.569
17.	Teresa Borton, Notre Dame, 2001-05	64	201-355	.566
	Chauntise Wright, Louisville, 05-07, 09-10	45	129-228	.566
19.	Mary Gedaka, Villanova, 2016-20	72	379-671	.565
20.	Kia Vaughn, Rutgers, 2005-09	64	258-459	.562
	Mary Gedaka, Villanova, 2016-20	68	349-621	.562
22.	Devereaux Peters, Notre Dame, 2007-08, 09-12	57	240-428	.561
24.	Becky Gottstein, Boston College, 1998-03	53	312-557	.560
	Renee Najarian, Connecticut, 1986-88	31	201 359	.560
26.	Beth Morgan, Notre Dame, 1995-97	36	238-427	.557
<i>One-year players:</i>				
	Khara Smith, DePaul, 2005-06	16	113-200	.565
	Jeannie Hebert, Miami, 1991-92	18	99-197	.503
	Natalie Butler, Georgetown, 2013-14	18	96-191	.503
	Frances Savage, Miami, 1991-92	18	162-324	.500
	Lisa Szymczak, West Virginia, 1995-96	18	94-190	.495
	McKenzie Fujan, Creighton, 2013-14	18	102-207	.493

Field Goals Made

Rk	Name, School, Years	Games	FGM
1.	Sarah Behn, Boston College, 1989-93	67	520
2.	Jonna Huemrich, Pittsburgh, 1990-94	70	481
3.	Shelly Pennefather, Villanova, 1983-87	54	479
4.	Maya Moore, Connecticut, 2007-11	64	478
5.	Rebecca Lobo, Connecticut, 1991-95	69	476
6.	Angel McCoughtry, Louisville, 2005-09	64	475
7.	Kara Wolters, Connecticut, 1993-97	70	466
8.	Lorri Johnson, Pittsburgh, 1987-91	62	465
9.	Nykesha Sales, Connecticut, 1994-98	72	459
10.	Cozette Ballentine, St. John's, 1988-92	66	456
11.	Tracy Lis, Providence, 1988-92	66	455
12.	Kris Witfill, Georgetown, 1989-93	68	451
13.	Holly Porter, Boston College, 1993-97	71	446
14.	Allazia Blockton, Marquette, 2015-19	67	433
15.	Aliyyah Handford, St. John's, 2012-16	70	422
16.	Octavia Blue, Miami, 1994-98	69	421
17.	Dionna White, Georgetown, 2015-2019	71	420
18.	Ruth Riley, Notre Dame, 1997-01	68	419
	Geraldine Saintilus, Seton Hall, 1985-89	64	419
20.	Kerry Curran, Boston College, 1990-94	70	417
	Cappie Pondexter, Rutgers, 2002-06	64	417
22.	Kerry Bascom, Connecticut, 1987-91	63	416

Field Goals Attempted

Rk	Name, School, Years	Games	FGA
1.	Sarah Behn, Boston College, 1989-93	67	1,144
2.	Sugar Rodgers, Georgetown, 2009-13	64	1,141
3.	Kerry Curran, Boston College, 1990-94	70	1,063
4.	Dionna White, Georgetown, 2015-19	71	1,057
5.	Angel McCoughtry, Louisville, 2005-09	64	1,040
6.	Jonna Huemrich, Pittsburgh, 1990-94	70	995
7.	Lorri Johnson, Pittsburgh, 1987-91	62	963
8.	Dorothy Adomako, Georgetown, 2014-2019	68	961
9.	Brittany Hrynko, DePaul, 2011-15	68	956
10.	Aliyyah Handford, St. John's, 2012-16	70	954
11.	Rebecca Lobo, Connecticut, 1991-95	69	951
12.	Holly Porter, Boston College, 1993-97	71	946
13.	Cozette Ballentine, St. John's, 1988-92	66	944
	Octavia Blue, Miami, 1994-98	69	944
15.	Sylita Thomas, Georgetown, 1995-99	72	940
16.	Kris Witfill, Georgetown, 1989-93	68	938
17.	Geraldine Saintilus, Seton Hall, 1985-89	64	928
	Tracy Lis, Providence, 1988-92	66	928
	Sonya Morris, DePaul, 2018-22	69	928
20.	Tabatha Richardson-Smith, Seton Hall, 2012-16	70	920
22.	Allazia Blockton, Marquette, 2015-19	67	918
23.	Cappie Pondexter, Rutgers, 2002-06	64	910
24.	Kate Bulger, West Virginia, 2000-04	64	899
	Maya Moore, Connecticut, 2007-11	64	899
26.	Shavonte Zellous, Pittsburgh, 2005-09	63	897

Free Throw Percentage (minimum 2.0 ftm per game)

Rk	Name, School, Years	Games	FTM-FTA	Pct.
1.	Kayla McBride, Notre Dame, 2010-13	37	88-98	.898
2.	Whitney Jennings, Butler, 2017-19	36	96-108	.889
3.	Chelsea Marandola, Providence, 2005-10	64	151-172	.878
4.	Kaleena Mosqueda-Lewis, 2011-13	32	64-73	.877
5.	Alicia Ratay, Notre Dame, 1999-03	64	220-252	.873
	Mandy Saunders, Providence, 1993-98	72	241-276	.873
7.	Katie Smrcka-Duffy, Georgetown, 1998-01	49	162-188	.862
8.	Chrystal Starling, Virginia Tech, 2000-03	47	135-157	.860
9.	Alissa Murphy, Boston College, 1996-00	70	224-261	.858
10.	Jessica Dickson, USF, 2005-07	32	148-173	.855
11.	Megan Duffy, Notre Dame, 2002-06	64	204-240	.850
12.	Jessalyn Deveny, Boston College, 2001-05	50	173-204	.848
13.	Nancy Bernhardt, Villanova, 1982-84	16	76-90	.844
14.	Maya Moore, Connecticut, 2007-11	64	177-211	.839
15.	Sarah Behn, Boston College, 1989-93	67	443-530	.836
16.	Krystal Ellis, Marquette, 2005-09	62	176-211	.834
	Pam Thornton, Boston College, 1983-87	55	171-205	.834
18.	Ann Gothard, Georgetown, 1983-87	47	132-159	.830
19.	Mary Burke, Providence, 183-87	55	204-246	.829
20.	Carrie Mason, Virginia Tech, 2002-04	32	89-108	.824
21.	Beth Morgan, Notre Dame, 1995-97	36	130-158	.823
<i>One-year players:</i>				
	Maleeka Kynard, Xavier, 2014-15	15	43-48	.896
	Angel Lewis, Syracuse, 1991-92	18	59-67	.881
	Frances Savage, Miami, 1991-92	18	97-112	.866
	Taylor Schippers, Butler, 2013-14	18	45-52	.865
	Jeannie Hebert, Miami, 1991-92	18	61-72	.847
	Holly Rilinger, Miami, 1992-93	15	55-65	.846

BIG EAST Career Leaders | Conference Games Only

Free Throws Made

Rk	Name, School, Years	Games	FTM
1.	Sarah Behn, Boston College, 1989-93	67	443
2.	Holly Porter, Boston College, 1993-97	71	405
3.	Tracy Lis, Providence, 1988-92	66	302
4.	Angel McCoughtry, Louisville, 2005-09	64	299
5.	Ruth Riley, Notre Dame, 1997-01	68	297
6.	Kris Witfill, Georgetown, 1989-93	68	295
7.	Skylar Diggins, Notre Dame, 2009-13	64	287
8.	Nadine Malcolm, Providence, 1993-97	49	283
9.	Shavonte Zellous, Pittsburgh, 2005-09	63	272
10.	Dana Wynne, Seton Hall, 1993-97	71	267
11.	Talisha Hargis, West Virginia, 1995-98	53	263
	Laine Selwyn, Pittsburgh, 1999-03	64	263
13.	Kia Wright, St. John's, 2004-08	62	262
	Nicole Michael, Syracuse, 2006-10	64	262
15.	Maria Tchobanova, West Virginia, 1995-99	72	255
	Dionna White, Georgetown, 2015-19	71	255
17.	Ka-Deidre Simmons, Seton Hall, 2010-11; 12-15	68	252
19.	Kieraah Marlow, Georgetown, 2004-08	64	249
20.	Mercedes Walker, Pittsburgh, 2004-08	62	248
21.	Angel Robinson, Marquette, 2007-11	64	247
22.	Lorri Johnson, Pittsburgh, 1987-91	62	246
	Rebecca Lobo, Connecticut, 1991-95	69	246

Free Throws Attempted

Rk	Name, School, Years	Games	FTA
1.	Holly Porter, Boston College, 1993-97	71	573
2.	Sarah Behn, Boston College, 1989-93	67	530
3.	Angel McCoughtry, Louisville, 2005-09	64	419
4.	Mercedes Walker, Pittsburgh, 2004-08	62	403
5.	Dana Wynne, Seton Hall, 1993-97	71	399
6.	Ruth Riley, Notre Dame, 1997-01	68	397
8.	Tracy Lis, Providence, 1988-92	66	386
7.	Rebekkah Brunson, Georgetown, 2000-04	58	385
9.	Kris Witfill, Georgetown, 1989-93	68	371
	Nicole Michael, Syracuse, 2006-10	64	371
11.	Shavonte Zellous, Pittsburgh, 2005-09	63	368
	Maria Tchobanova, West Virginia, 1995-99	72	361
13.	Skylar Diggins, Notre Dame, 2009-13	64	367
14.	Talisha Hargis, West Virginia, 1995-98	53	358
15.	Nadine Malcolm, Providence, 1993-97	49	353
16.	Aliyyah Handford, St. John's, 2012-16	70	349
17.	Paula Moore, Syracuse, 1996-01	67	347
18.	Ka-Deidre Simmons, Seton Hall, 2010-11; 12-15	68	346
19.	Rebecca Lobo, Connecticut, 1991-95	69	344
20.	Angel Robinson, Marquette, 2007-11	64	343

3-Point Field Goals Made (since 1987-88)

Rk	Name, School, Years	Games	3FGM
1.	Adrianna Hahn, Villanova, 2015-19	71	169
2.	Sugar Rodgers, Georgetown, 2009-13	64	168
3.	Jovana Nogic, Providence, 2015-19	72	167
4.	Brittany Hrynko, DePaul, 2011-15	68	165
5.	Kate Bulger, West Virginia, 2000-04	64	161
6.	Natisha Hiedeman, Marquette, 2015-19	71	158
7.	Trish Juhline, Villanova, 1999-03	61	157
8.	Julie Wheeler, Providence, 1994-98		156
9.	Wendy Davis, Connecticut, 1988-92		155
10.	Sheila McMillen, Notre Dame, 1995-99		145
11.	Jaime James, Syracuse, 1998-02	66	144
12.	Lexi Held, DePaul, 2018-22	70	140
13.	Ann Strother, Connecticut, 2002-06	64	138
14.	Maya Moore, Connecticut, 2007-11	64	137
15.	Tabatha Richardson-Smith, Seton Hall, 2012-16	70	136
17.	Mary Lisicky, Georgetown, 2001-05	63	133
	LaQuita Owens, West Virginia, 2004-08	58	133
19.	Jaylyn Agnew, Creighton, 2016-20	68	131
20.	Sue Glenning, Villanova, 1992-96		127
	Audrey Faber, Creighton, 2015-19	72	127
22.	Jennifer Rizzotti, Connecticut, 1992-96		126
23.	Meg Bulger, West Virginia, 2003-08	52	125
	Alicia Ratay, Notre Dame, 1999-03	64	125
	Renee Montgomery, Connecticut, 2005-09	64	125
26.	Becky Burke, Louisville, 2008-12	64	123
	Cal Bouchard, Boston College, 1996-00	58	123
	Julie McBride, Syracuse, 2000-04	64	123
	Shoni Schimmel, Louisville, 2010-13	48	123

3-Point Field Goal Attempts (since 1987-88)

Rk	Name, School, Years	Games	Total
1.	Sugar Rodgers, Georgetown, 2009-13	64	554
2.	Julie Wheeler, Providence, 1994-98		484
3.	Brittany Hrynko, DePaul, 2011-15	68	470
4.	Natisha Hiedeman, Marquette, 2015-19	71	438
5.	Jovana Nogic, Providence, 2015-19	72	431
6.	Tabatha Richardson-Smith, Seton Hall 2012-16	70	423
7.	Trish Juhline, Villanova, 1999-03	61	413
8.	Kate Bulger, West Virginia, 2000-04	64	404
9.	Jaime James, Syracuse, 1998-02	66	402
10.	Kim Gallon, Georgetown, 1994-98		400
11.	Adrianna Hahn, Villanova, 2015-19	71	399
12.	Jaylyn Agnew, Creighton, 2016-20	68	391
13.	Shoni Schimmel, Louisville, 2010-13	48	389
	Lexi Held, DePaul, 2018-22	70	389
15.	Julie McBride, Syracuse, 2000-04	64	385
16.	LaQuita Owens, West Virginia, 2004-08	58	383
17.	Sheila McMillen, Notre Dame, 1995-99		375
18.	Mary Lisicky, Georgetown, 2001-05	63	370
19.	Ann Strother, Connecticut, 2002-06	64	365
20.	Susan Glenning, Villanova, 1992-96		358
21.	Audrey Faber, Creighton, 2015-19	72	354
22.	Brooke Stewart, Pittsburgh, 1999-03	64	351
23.	Erica Morrow, Syracuse, 2007-11	62	343
24.	Becky Burke, Louisville, 2008-12	64	340
	Chanise Jenkins, DePaul, 2012-16	70	340
26.	Renee Montgomery, Connecticut, 2005-09	64	336

BIG EAST Career Leaders | Conference Games Only

3-Point Field Goal Percentage (since 1987-88 - min. 30 made)

Rk	Name, School, Years	Games	FGM-FGA	Pct.
1.	Sue Bird, Connecticut, 1998-02	55	85-181	.470
2.	Wendy Davis, Connecticut, 1988-92	65	155-332	.467
3.	Alicia Ratay, Notre Dame, 1999-03	64	125-272	.460
4.	Meg Bulger, West Virginia, 2003-08	52	125-273	.458
5.	Tiffany Hayes, Connecticut, 2008-12	64	96-212	.453
	Clare Droesch, Boston College, 2001-05	64	96-212	.453
7.	Cal Bouchard, Boston College, 1996-00	58	123-277	.444
	Jill Stephens, Cincinnati, 2005-09	64	44-99	.444
9.	Xenia Stewart, Pittsburgh, 2005-09	64	35-80	.438
10.	Kelly McManmon, St. John's, 2007-09	32	122-281	.434
11.	Maya Moore, Connecticut, 2007-11	64	137-317	.432
12.	Kelly Nash, Villanova, 2000-04	59	77-180	.428
13.	Jodi Brooks, Seton Hall, 1990-94	70	106-250	.424
	Adrianna Hahn, Villanova, 2015-19	71	169-399	.424
15.	Natalie Novosel, Notre Dame, 2008-12	64	30-71	.423
16.	Mel Thomas, Connecticut, 2004-08	48	97-231	.420
17.	Cappie Pondexter, Rutgers, 2002-06	64	85-203	.419
	Jessalyn Deveny, Boston College, 2001-05	50	39-93	.419
19.	Alecia Balich, Pittsburgh, 1995-99	69	82-197	.416
<i>One-year players:</i>				
	*Ann Odoy, Boston College, 1984-88	16	45-107	.421
	Okako Adika, Butler, 2020-21	17	29-64	.453

* - played one year when 3-pointer was in effect

Assists

Rk	Name, School, Years	Games	Avg.	Total
1.	Gina Graziani, Miami, 1996-00	68	7.0	474
2.	Shanya Evans, Providence, 1987-91	61	7.7	471
3.	Tasha Pointer, Rutgers, 1997-01	66	7.0	460
4.	Yolanda Paige, West Virginia, 2001-05	64	6.8	435
5.	Niele Ivey, Notre Dame, 1996-01	67	5.9	394
6.	Sue Fritsch, Boston College, 1986-90	63	6.0	376
7.	Kelly Campbell, DePaul, 2016-20	72	5.2	373
8.	Raquel Nurse, Syracuse, 1994-98	72	4.9	350
9.	Brittany Hrynko, DePaul, 2011-15	68	5.0	343
10.	Carol Morton, Pittsburgh, 1991-95	72	4.7	339
11.	Nadirah McKenith, St. John's, 2009-13	64	5.3	338
12.	Shanette Lee, Villanova, 1995-99	72	4.6	334
13.	Chanise Jenkins, DePaul, 2012-16	70	4.7	332
14.	Kerry Curran, Boston College, 1990-94	70	4.7	331
15.	Julie McBride, Syracuse, 2000-04	64	5.1	329
16.	Jennifer Rizzotti, Connecticut, 1992-96	72	4.4	318
17.	Mandy Saunders, Providence, 1993-98	72	4.3	313
18.	Aaliyah Lewis, St. John's, 2013-17	72	4.3	311
19.	Kathy O'Reilly, Seton Hall, 1984-88	64	4.8	310
20.	Skylar Diggins, Notre Dame, 2009-13	64	4.8	309
21.	Doris Sable, Providence, 1983-87	55	5.6	306
	Lauren Park-Lane, Seton Hall, 2019-pres.	53	5.7	306
23.	Sue Ludwig, Syracuse, 1984-88	64	4.7	303

Steals

Rk	Name, School, Years	Games	Avg.	Total
1.	Nykesha Sales, Connecticut, 1994-98	72	3.4	246
2.	Angel McCoughtry, Louisville, 2005-09	64	3.7	234
3.	Dionna White, Georgetown, 2015-19	71	2.8	201
4.	Maria Tchobanova, West Virginia, 1995-99	72	2.8	200
5.	Meghan Saake, Miami, 1999-03	63	3.1	195
6.	Nadira Ricks, Georgetown, 1990-94	70	2.8	194
7.	Raquel Nurse, Syracuse, 1994-98	72	3.5	188
8.	Jennifer Rizzotti, Connecticut, 1992-96	72	2.6	186
9.	Carol Morton, Pittsburgh, 1991-95	72	2.6	185
10.	Tracy Lis, Providence, 1988-92	66	2.8	183
11.	Brittany Hrynko, DePaul, 2011-15	68	2.6	176
12.	Sugar Rodgers, Georgetown, 2009-13	64	2.6	168
13.	Niele Ivey, Notre Dame, 1996-01	67	2.5	167
14.	Ann Odoy, Boston College, 1984-88	64	2.6	165
15.	Janice Long, Syracuse, 1983-87	56	2.9	161
16.	Kia Wright, St. John's, 2004-08	62	2.5	160
17.	Michele Thornton, Villanova, 1991-95	72	2.2	157
18.	Talisha Hargis, West Virginia, 1995-98	53	2.9	155
	Skylar Diggins, Notre Dame, 2009-13	64	2.4	155
20.	Tasha Pointer, Rutgers, 1997-01	66	2.3	154
21.	Aliyyah Handford, St. John's, 2012-16	70	2.1	149
22.	Svetlana Abrosimova, Connecticut, 1997-01	60	2.5	148

Blocked Shots

Rk	Name, School, Years	Games	Avg.	Total
1.	Rebecca Lobo, Connecticut, 1991-95	69	3.3	227
2.	Ruth Riley, Notre Dame, 1997-01	68	2.8	193
3.	Kara Wolters, Connecticut, 1993-97	70	2.6	184
4.	Holly Oslander, Syracuse, 1989-94	67	2.3	153
5.	Kayla Alexander, Syracuse, 2009-13	64	2.3	149
6.	Tina Charles, Connecticut, 2006-10	64	2.2	139
7.	Kia Vaughn, Rutgers, 2005-09	64	2.1	137
8.	Ieva Kublina, Virginia Tech, 2000-04	64	2.1	132
9.	Dawn Johnson, Seton Hall, 1991-95	71	1.8	129
10.	Vaida Sipaviciute, Syracuse, 2004-08	64	1.9	122
11.	Asya Busey, West Virginia, 2009-12	48	2.3	110
	Belle Obert, Butler, 2014-16	35	3.1	110
13.	Mary Baskerville, Providence, 2018-22	67	1.6	109
14.	Kelly Schumacher, Connecticut, 1997-01	65	1.6	107
15.	Nickeia Morris, Pittsburgh, 1996-00	61	1.7	104
	Sylita Thomas, Georgetown, 1995-99	72	1.4	104
17.	Dana Wynne, Seton Hall, 1993-97	71	1.4	102
18.	Amber Thompson, St. John's, 2011-15	68	1.5	100

Triple Doubles | All Games

Point-Rebound-Assist Triple-Doubles - 22

Player, School	Class	Points	Rebounds	Assists	Date
Kelly Campbell, DePaul	So.	11	12	11	12-28-17 vs. Seton Hall
Kelly Campbell, DePaul	Sr.	12	11	13	2-2-20 vs. Providence
Skylar Diggins, Notre Dame	Jr.	22	10	11	3-27-12 vs. Maryland (NCAA)
Skylar Diggins, Notre Dame	Sr.	17	10	10	2-24-13 at DePaul
Natisha Hiedeman, Marquette	So.	12	18	10	12-2-16 vs. Western Illinois
Jessica January, DePaul	Jr.	13	10	10	1-5-16 at Seton Hall
Jessica January, DePaul	Sr.	16	13	10	2-26-17 vs. Georgetown
Sabrina Johnson, St. John's	Jr.	10	10	11	1-28-89 vs. Syracuse
Sabrina Johnson, St. John's	Jr.	24	12	11	3-3-89 vs. Villanova (BET)
Sabrina Johnson, St. John's	Sr.	22	12	12	2-10-90 vs. Villanova
Laura Lishness, Connecticut	So.	14	10	12	3-5-89 vs. Providence (BET)
Cameron Onken, Villanova	Jr.	12	18	10	2-23-20 vs. DePaul
Tasha Pointer, Rutgers	Sr.	18	11	14	1-10-01 vs. Providence
Tasha Pointer, Rutgers	Sr.	10	10	10	1-17-01 vs. West Virginia
Tasha Pointer, Rutgers	Sr.	17	10	11	2-10-01 vs. Providence
Tasha Pointer, Rutgers	Sr.	18	10	10	2-27-01 vs. Georgetown
Laine Selwyn, Pittsburgh	Jr.	12	11	10	2-9-02 vs. St. John's
Laine Selwyn, Pittsburgh	Sr.	11	10	14	12-29-02 vs. Norfolk State
Liad Suez-Karni, Villanova	Sr.	14	10	10	2-7-06 at Notre Dame
Angel Robinson, Marquette	Jr.	10	10	10	11-21-09 vs. Oakland
Sugar Rodgers, Georgetown	Sr.	33	12	12	1-5-13 vs. Providence
Khadijah Rushdan, Rutgers	Jr.	13	10	10	2-8-11 vs. Pittsburgh

Point-Rebound-Block Triple-Doubles - 2

Player, School	Class	Points	Rebounds	Blocks	Date
Chris Palombi, Syracuse	Sr.	20	18	14	1-13-84 vs. Georgetown
Belle Obert, Butler	Sr.	12	11	10	12-1-15 vs. TCU

Point-Rebound-Steal Triple-Doubles - 2

Player, School	Class	Points	Rebounds	Steals	Date
Angel McCoughtry, Louisville	Jr.	21	11	10	12-9-07 vs. Xavier
Angel McCoughtry, Louisville	Sr.	18	10	10	12-10-08 vs. Hartford

Annual Stat Leaders | Regular-Season Conference Games Only

SCORING

	G	FG	3FG	FT	PTS	AVG	
2021-22	Maddy Siegrist (VU)	17	174	40	86	474	27.9
2020-21	Maddy Siegrist (VU)	14	120	27	57	324	23.1
2019-20	Jaylyn Agnew (CU)	14	115	50	43	323	23.1
2018-19	Shadeen Samuels (SHU)	17	127	21	69	344	20.2
2017-18	Allazia Blockton (MU)	18	134	14	63	345	19.2
2016-17	Brooke Schulte (DPU)	18	154	17	50	375	20.8
2015-16	Tabatha Richardson-Smith (SHU)	18	134	41	82	391	21.7
2014-15	Brittany Hrynyk (DPU)	18	147	61	39	394	21.9
2013-14	Marissa Janning (CU)	18	120	31	68	359	19.9
2012-13	Sugar Rodgers (GU)	16	105	39	62	311	19.4
2011-12	Sugar Rodgers (GU)	16	102	37	60	301	18.8
2010-11	Maya Moore (UConn)	16	133	24	64	354	22.1
2009-10	Monique Reid (UofL)	16	108	0	99	315	19.7
2008-09	Angel McCoughtry (UofL)	16	152	21	101	426	26.6
2007-08	Angel McCoughtry (UofL)	16	127	23	95	372	23.3
2006-07	Angel McCoughtry (UofL)	16	136	27	73	372	23.3
2005-06	Jessica Dickson (USF)	16	121	34	72	348	21.8
2004-05	Meg Bulger (WVU)	16	113	38	33	297	18.6
2003-04	Rebekkah Brunson (GU)	16	124	0	78	326	20.4
2002-03	Trish Juhline (VU)	16	116	41	34	307	19.2
2001-02	Ieva Kublina (VT)	16	113	10	44	280	17.5
2000-01	Ruth Riley (ND)	16	121	0	87	329	20.6
1999-00	Katie Smrcka-Duffy (GU)	15	91	32	61	275	18.3
1998-99	Ruth Riley (ND)	18	125	0	70	320	17.8
1997-98	Nykesha Sales (UConn)	18	151	22	63	387	21.5
1996-97	Nadine Malcolm (PC)	18	110	8	114	342	19.0
1995-96	Nadine Malcolm (PC)	17	154	15	128	451	26.5
1994-95	Tawana Jackson (STJ)	18	160	19	52	391	21.7
1993-94	Kerry Curran (BC)	18	146	40	86	418	23.2
1992-93	Sarah Behn (BC)	18	136	22	141	435	24.2
1991-92	Sarah Behn (BC)	18	163	20	132	478	26.6
1990-91	Cozette Ballentine (STJ)	16	165	0	58	388	24.3
1989-90	Kerry Bascom (UConn)	16	117	22	75	331	20.7
1988-89	Kerry Bascom (UConn)	15	129	35	62	355	23.7
1987-88	Beth Knight (GU)	16	143	0	43	329	20.6
1986-87	Shelly Pennefather (VU)	16	170	0	30	370	23.1
1985-86	Shelly Pennefather (VU)	16	142	0	45	329	20.6
1984-85	Jennifer Bruce (Pitt)	16	144	0	93	381	23.8
1983-84	Jennifer Bruce (Pitt)	8	69	0	58	196	24.5
1982-83	Jennifer Bruce (Pitt)	8	65	0	39	169	21.1

REBOUNDING

	G	REB	AVG	
2021-22	Aneesh Morrow (DPU)	20	305	15.3
2020-21	Maddy Siegrist (VU)	14	142	10.1
2019-20	Maddy Siegrist (VU)	18	167	9.3
2018-19	A'riana Gray (XU)	18	218	12.1
2017-18	Maya Singleton (SJU)	18	195	10.8
2016-17	Tori Schickel (BU)	18	234	13.0
2015-16	Tiffany Jones (SHU)	18	163	9.1
2014-15	Amber Thompson (STJ)	18	197	10.9
2013-14	Natalie Butler (GU)	18	248	13.8
2012-13	Katherine Harry (DPU)	16	169	10.6
2011-12	Devereaux Peters (ND)	16	175	10.9
2010-11	Chelsea Cole (Pitt)	16	169	10.6
2009-10	Chelsea Cole (Pitt)	16	185	11.6
2008-09	Angel McCoughtry (UofL)	16	160	10.0
2007-08	Angel McCoughtry (UofL)	16	152	9.5
2006-07	Angel McCoughtry (UofL)	16	180	11.3
2005-06	Khara Smith (DPU)	16	184	11.5
2004-05	Mercedes Walker (Pitt)	15	143	9.5
2003-04	Rebekkah Brunson (GU)	16	181	11.3
2002-03	Rebekkah Brunson (GU)	16	168	10.5
2001-02	Swin Cash (UConn)	16	142	8.9
2000-01	Rebekkah Brunson (GU)	16	176	11.0
1999-00	Ruth Riley (ND)	16	124	7.8
1998-99	Paula Moore (SU)	18	161	8.9
1997-98	Kym Hope (Miami)	18	196	10.9
1996-97	Dana Wynne (SHU)	18	222	12.3
1995-96	Dana Wynne (SHU)	18	223	12.4
1994-95	Dana Wynne (SHU)	18	223	12.4
1993-94	Rebecca Lobo (UConn)	18	214	11.9
1992-93	Rebecca Lobo (UConn)	18	204	11.3
1991-92	Frances Savage (Miami)	18	194	10.8
1990-91	Gennifer Harrison (SHU)	16	162	10.1
1989-90	Tonya Hendrix (SU)	16	152	9.5
1988-89	Tonya Hendrix (SU)	15	153	10.2
1987-88	Renee Najarian (UConn)	16	172	10.8
1986-87	Renee Najarian (UConn)	15	149	9.9
1985-86	Peggy Walsh (UConn)	16	192	12.0
1984-85	Shelly Pennefather (VU)	16	175	10.9
1983-84	Gloria Bradley (SHU)	7	82	11.7
1982-83	Dianne Pugh (STJ)	8	85	10.6

FIELD GOAL PERCENTAGE

	G	FGM	FGA	PCT	
2021-22	Celena Taborn (Butler)	18	90	134	.672
2020-21	Aaliyah Edwards (UConn)	17	81	114	.711
2019-20	Shadeen Samuels (SHU)	18	96	173	.555
2018-19	Mary Gedaka (VU)	18	122	179	.682
2017-18	Mary Gedaka (VU)	18	95	163	.583
2016-17	Lubirdia Gordon (SHU)	18	61	95	.642
2015-16	Erika Davenport (MU)	18	109	177	.616
2014-15	Megan Podkova (DPU)	17	85	159	.535
2013-14	Jasmine Penny (DPU)	18	106	193	.549
2012-13	Stefanie Dolson (UConn)	15	101	157	.643
2011-12	Jeanise Randolph (UC)	15	46	77	.597
2010-11	Devereaux Peters (ND)	16	87	140	.621
2009-10	Tina Charles (UConn)	16	127	190	.668
2008-09	Jaleesa Butler (GU)	15	79	133	.594
2007-08	Chauntise Wright (UofL)	16	78	122	.639
2006-07	Tina Charles (UConn)	16	95	152	.625
2005-06	Angela Clark (STJ)	16	91	156	.583
2004-05	Mercedes Walker (Pitt)	15	82	164	.500
2003-04	Barbara Turner (UConn)	16	80	138	.580
2002-03	Becky Gottstein (BC)	15	101	174	.580
2001-02	Asjha Jones (UConn)	16	105	190	.553
2000-01	Ruth Riley (ND)	16	121	188	.644
1999-00	Tamika Williams (UConn)	13	42	59	.712
1998-99	Ruth Riley (ND)	18	125	174	.718
1997-98	Nykesha Sales (UConn)	18	151	260	.581
1996-97	Kara Wolters (UConn)	18	141	226	.624
1995-96	Katryna Gaither (ND)	18	156	239	.653
1994-95	Kara Wolters (UConn)	16	97	163	.595
1993-94	Kara Wolters (UConn)	18	90	149	.604
1992-93	Kris Witfill (GU)	18	143	258	.554
1991-92	Jonna Huemrich (Pitt)	18	132	252	.524
1990-91	Tina Ogden (STJ)	16	96	181	.530
1989-90	Connie Hurt (Pitt)	16	96	159	.604
1988-89	Liz Lawlor (PC)	16	90	158	.570
1987-88	Renee Najarian (UConn)	16	119	184	.647
1986-87	Shelly Pennefather (VU)	16	170	267	.637
1985-86	Shelly Pennefather (VU)	16	142	244	.581
1984-85	Beth Knight (GU)	16	80	137	.584
1983-84	Gloria Bradley (SHU)	7	42	64	.656
1982-83	Debbie Beckford (STJ)	8	70	125	.560

3-PT FIELD GOAL PERCENTAGE

	G	3FG	3FGA	PCT	
2021-22	Karissa McLaughlin (MU)	20	52	115	.452
2020-21	Paige Bueckers (UConn)	17	45	90	.500
2019-20	Kelly Campbell (DPU)	18	38	85	.447
2018-19	Selena Lott (MU)	18	22	49	.449
2017-18	Jannah Tucker (VU)	18	39	90	.433
2016-17	Adrianna Hahn (VU)	18	52	115	.452
2015-16	Megan Podkova (DPU)	18	26	53	.491
2014-15	Megan Podkova (DPU)	17	25	53	.472
2013-14	Megan Rogowski (DPU)	18	60	122	.492
2012-13	Kaleena Mosqueda-Lewis (UConn)	16	57	115	.496
2011-12	Tiffany Hayes (UConn)	16	26	44	.591
2010-11	Brittany Mallory (ND)	15	17	37	.468
2009-10	Kelly McManmon (STJ)	16	46	85	.541
2008-09	Erin Monfre (MU)	16	28	59	.475
2007-08	Maya Moore (UConn)	16	39	80	.488
2006-07	Mel Thomas (UConn)	16	43	97	.443
2005-06	Karen Twehues (UC)	15	34	70	.486
2004-05	Meg Bulger (WVU)	16	38	84	.452
2003-04	Kelly Nash (VU)	16	36	81	.444
2002-03	Alicia Ratay (ND)	16	32	63	.508
2001-02	Trish Juhline (VU)	13	39	91	.429
2000-01	Darya Kydryavtseva (WVU)	16	32	80	.400
1999-00	Sue Bird (UConn)	16	30	59	.508
1998-99	Shea Ralph (UConn)	14	15	29	.517
1997-98	Cal Bouchard (BC)	18	41	80	.512
1996-97	Christie Lambert (WVU)	17	34	84	.405
1995-96	Rebecca Burbridge (WVU)	17	32	72	.444
1994-95	Jen Rizzotti (UConn)	18	31	76	.408
1993-94	Jodi Brooks (SHU)	18	37	79	.468
1992-93	Jodi Brooks (SHU)	18	41	95	.432
1991-92	Wendy Davis (UConn)	18	62	123	.504
1990-91	Lorri Johnson (Pitt)	15	25	51	.490
1989-90	Wendy Davis (UConn)	16	47	97	.485
1988-89	Kerry Bascom (UConn)	15	35	75	.467
1987-88	Ann Odoj (BC)	16	45	107	.421

Annual Stat Leaders | Regular-Season Conference Games Only

FREE THROW PERCENTAGE

	G	FTM	FTA	PCT	
2021-22	Deja Church (DPU)	20	52	56	.929
2020-21	Sonya Morris (DPU)	15	34	37	.919
2019-20	Jaylyn Agnew (CU)	14	43	43	1.000
2018-19	Jovana Nogic (PC)	18	52	55	.945
2017-18	Jovana Nogic (PC)	18	41	43	.953
2016-17	Audrey Faber (CU)	18	43	49	.878
2015-16	Briana Glover (XU)	17	63	73	.863
2014-15	Arlesia Morse (MU)	18	77	86	.906
2013-14	Chanise Jenkins (DPU)	18	38	43	.884
2012-13	Kaleena Mosqueda-Lewis (UConn)	16	34	38	.895
2011-12	Kayla McBride (ND)	16	34	37	.919
2010-11	Tatiana McMorris (MU)	15	42	45	.933
2009-10	Chelsea Marandola (PC)	16	52	57	.912
2008-09	Jill Stephens (UC)	16	47	54	.870
2007-08	Allie Quigley (DPU)	16	71	81	.877
2006-07	Chelsea Marandola (PC)	16	38	43	.884
2005-06	Kia Wright (STJ)	16	56	62	.903
2004-05	Megan Duffy (ND)	16	57	64	.891
2003-04	Jessalyn Deveny (BC)	16	69	79	.873
2002-03	Mary Lisicky (GU)	16	45	51	.882
2001-02	Alicia Ratay (ND)	16	82	93	.882
2000-01	Julie McBride (SU)	16	46	53	.868
1999-00	Meghan Hinds (PC)	16	43	48	.896
1998-99	Sheila McMillen (ND)	18	45	48	.938
1997-98	Mandy Saunders (PC)	18	52	57	.912
1996-97	Shea Ralph (UConn)	18	78	94	.830
1995-96	Mandy Saunders (PC)	18	57	67	.851
1994-95	Michele Thornton (VU)	18	62	71	.873
1993-94	Mandy Saunders (PC)	18	100	115	.870
1992-93	Erin Kenneally (SU)	18	68	80	.850
1991-92	Angel Lewis (SU)	18	59	67	.881
1990-91	Kerry Bascom (UConn)	16	63	74	.851
1989-90	Kerry Bascom (UConn)	16	75	83	.904
1988-89	Shanya Evans (PC)	16	40	46	.870
1987-88	Debbie Hartnett (SHU)	16	41	47	.872
1986-87	Anne Marie Gothard (GU)	16	42	47	.894
1985-86	Jackie Smith (STJ)	15	42	48	.875
1984-85	Mary Burke (PC)	16	77	88	.875
1983-84	Laurie St. Jean (PC)	8	20	21	.952
1982-83	Debbie Beckford (STJ)	8	19	21	.905

ASSISTS

	G	AST	AVG	
2021-22	Lauren Park-Lane (SHU)	20	152	7.6
2020-21	Paige Bueckers (UConn)	17	112	6.6
2019-20	Kelly Campbell (DPU)	18	111	6.2
2018-19	Tiana England (SJU)	18	97	5.4
2017-18	Kelly Campbell (DPU)	18	111	6.2
2016-17	Aaliyah Lewis (STJ)	18	128	7.1
2015-16	Jessica January (DPU)	18	99	5.5
2014-15	Ka-Deidre Simmons (SHU)	18	101	5.6
2013-14	Brittany Hrynko (DPU)	18	101	5.6
2012-13	Nadirah McKenith (STJ)	16	97	6.1
2011-12	Skylar Diggins (ND)	16	92	5.8
2010-11	Khadijah Rushdan (RU)	16	96	6.0
2009-10	Sarah Miles (WVU)	16	95	5.94
2008-09	Renee Montgomery (UConn)	16	82	5.13
2007-08	Patrika Barlow (UofL)	16	97	6.06
2006-07	Kia Wright (STJ)	15	82	5.47
2005-06	Carolyn Kieger (MU)	15	97	6.47
2004-05	Yolanda Paige (WVU)	16	116	7.3
2003-04	Yolanda Paige (WVU)	16	131	8.2
2002-03	Julie McBride (SU)	16	99	6.2
2001-02	Yolanda Paige (WVU)	16	91	5.7
2000-01	Tasha Pointer (RU)	16	140	8.8
1999-00	Niele Ivey (ND)	16	105	6.6
1998-99	Tasha Pointer (RU)	18	134	7.4
1997-98	Gina Graziani (Miami)	18	140	7.8
1996-97	Gina Graziani (Miami)	18	143	7.9
1995-96	Raquel Nurse (SU)	18	103	5.7
1994-95	Carol Morton (Pitt)	18	106	5.9
1993-94	Carol Morton (Pitt)	18	117	6.5
1992-93	Kerry Curran (BC)	18	86	4.8
1991-92	Jeannie Hebert (UM)	18	141	7.8
1990-91	Shanya Evans (PC)	16	147	9.2
1989-90	Shanya Evans (PC)	15	145	9.7
1988-89	Sue Fritsch (BC)	16	135	8.4
1987-88	Ann Odoy (BC)	16	106	6.6
1986-87	Doris Sable (PC)	16	116	7.3
1985-86	Doris Sable (PC)	16	101	6.3
1984-85	Lynn Tighe (VU)	16	108	6.8
1983-84	Janet Roos (STJ)	7	57	8.1
1982-83	Janet Roos (STJ)	8	48	6.0

Annual Team Stat Leaders | Regular-Season Conference Games Only

TEAM SCORING

	G	FG	3FG	FT	PTS	AVG	
2021-22	DePaul	20	682	185	218	1767	88.3
2020-21	Connecticut	18	597	131	196	1521	84.5
2019-20	DePaul	18	527	177	244	1475	81.9
2018-19	Marquette	18	536	142	280	1494	83.0
2017-18	Marquette	18	543	110	245	1441	80.1
2016-17	Marquette	18	544	131	221	1440	80.0
2015-16	DePaul	18	566	152	164	1448	80.4
2014-15	DePaul	18	595	199	180	1569	87.2
2013-14	DePaul	18	468	162	254	1510	83.9
2012-13	Connecticut	16	482	134	200	1298	81.1
2011-12	Notre Dame	16	440	68	284	1250	78.1
2010-11	Connecticut	16	438	96	224	1196	74.8
2009-10	Connecticut	16	483	92	240	1298	81.1
2008-09	Connecticut	16	453	125	264	1295	80.9
2007-08	Connecticut	16	494	127	320	1306	81.6
2006-07	Connecticut	16	476	77	223	1252	78.2
2005-06	Connecticut	16	435	105	191	1166	72.9
2004-05	Connecticut	16	284	87	198	1133	70.8
2003-04	Connecticut	16	441	116	210	1208	75.5
2002-03	Connecticut	16	421	94	263	1199	74.9
2001-02	Connecticut	16	516	99	259	1390	86.9
2000-01	Connecticut	16	510	121	219	1360	85.0
1999-00	Connecticut	16	510	85	237	1342	83.9
1998-99	Connecticut	18	592	97	359	1640	91.1
1997-98	Connecticut	18	558	74	333	1551	86.2
1996-97	Connecticut	18	565	54	316	1500	83.3
1995-96	Connecticut	18	562	70	292	1486	82.6
1994-95	Connecticut	18	601	92	311	1605	89.2
1993-94	Providence	18	483	121	356	1443	80.2
1992-93	Georgetown	18	532	66	291	1421	78.9
1991-92	Providence	18	542	89	371	1544	85.8
1990-91	Providence	16	555	93	324	1527	95.4
1989-90	Providence	16	483	85	305	1356	84.8
1988-89	Providence	16	458	74	336	1326	82.9
1987-88	Providence	16	453	54	285	1245	77.8
1986-87	Providence	16	488	0	306	1282	80.1
1985-86	Providence	16	517	0	338	1372	85.8
1984-85	Pittsburgh	16	456	0	223	1135	70.9
1983-84	Providence	8	231	0	114	604	75.5
1982-83	Pittsburgh	8	225	0	120	570	71.3

TEAM SCORING MARGIN

	G	PTS	AVG	OPP	PTS	AVG	MARG
2021-22	Connecticut	17	1332	78.4	863	50.8	27.6
2020-21	Connecticut	18	1521	84.5	911	50.6	33.9
2019-20	DePaul	18	1475	81.9	1249	69.4	12.6
2018-19	Marquette	18	1494	83.0	1108	61.6	21.4
2017-18	DePaul	18	1408	66.6	1198	78.2	11.7
2016-17	DePaul	18	1419	78.8	1138	78.8	15.6
2015-16	DePaul	18	1448	80.4	1125	62.5	17.9
2014-15	DePaul	18	1569	87.2	1250	69.4	17.7
2013-14	DePaul	18	1510	83.9	1254	69.7	14.2
2012-13	Connecticut	16	1298	81.1	819	51.2	29.9
2011-12	Connecticut	16	1212	75.8	781	48.8	26.9
2010-11	Connecticut	16	1196	74.8	815	50.9	23.8
2009-10	Connecticut	16	1298	81.1	764	47.8	33.4
2008-09	Connecticut	16	1295	80.9	839	52.4	28.5
2007-08	Connecticut	16	1306	81.6	878	54.9	26.8
2006-07	Connecticut	16	1252	78.2	854	53.4	24.9
2005-06	Connecticut	16	1166	72.9	890	55.6	17.2
2004-05	Connecticut	16	1133	70.8	775	48.4	22.4
2003-04	Connecticut	16	1208	75.5	861	53.8	21.7
2002-03	Connecticut	16	1199	74.9	864	54.0	20.9
2001-02	Connecticut	16	1390	86.9	765	47.8	39.1
2000-01	Connecticut	16	1360	85.0	794	49.6	35.4
1999-00	Connecticut	16	1342	83.9	770	48.1	35.8
1998-99	Connecticut	18	1640	91.1	1019	56.6	34.5
1997-98	Connecticut	18	1551	86.2	1033	57.4	28.8
1996-97	Connecticut	18	1500	83.3	985	54.7	28.6
1995-96	Connecticut	18	1486	82.6	1000	55.6	27.0
1994-95	Connecticut	18	1605	89.2	975	54.2	35.0
1993-94	Connecticut	18	1419	78.8	1058	58.8	20.1
1992-93	Connecticut	18	1248	69.3	1068	59.3	10.0
1991-92	Miami	18	1407	78.2	1096	60.9	17.3
1990-91	Connecticut	16	1235	77.2	953	59.6	17.6
1989-90	Connecticut	16	1160	72.5	953	59.6	12.9
1988-89	Connecticut	15	1040	69.3	896	59.7	9.6
1987-88	Syracuse	16	1126	70.4	1023	63.9	6.4
1986-87	Villanova	16	1208	75.5	936	58.5	17.0
1985-86	Providence	16	1372	85.8	1057	66.1	19.7
1984-85	Boston College	16	1025	64.1	901	56.3	7.8
1983-84	St. John's	8	597	74.6	515	64.3	10.3
1982-83	Providence	8	560	70.0	471	58.8	11.2

TEAM REBOUNDING

	G	REB	AVG	
2021-22	DePaul	20	811	40.5
2020-21	Connecticut	18	751	41.7
2019-20	Marquette	18	749	41.6
2018-19	Marquette	18	788	43.8
2017-18	DePaul	18	716	39.8
2016-17	DePaul	18	799	44.4
2015-16	Georgetown	18	769	42.7
2014-15	Georgetown	18	772	42.9
2013-14	Marquette	18	782	43.4
2012-13	Connecticut	16	725	45.3
2011-12	Notre Dame	16	653	40.8
	West Virginia	16	653	40.8
2010-11	Syracuse	16	657	41.1
2009-10	Syracuse	16	683	42.7
2008-09	Connecticut	16	674	42.1
2007-08	Connecticut	16	711	44.4
2006-07	Louisville	16	702	43.9
2005-06	Pittsburgh	16	666	41.6
2004-05	Connecticut	16	649	40.6
2003-04	Connecticut	16	639	39.9
2002-03	Connecticut	16	686	42.9
2001-02	Connecticut	16	679	42.4
2000-01	Connecticut	16	718	44.9
1999-00	Notre Dame	16	680	42.5
1998-99	Connecticut	18	814	45.2
1997-98	Syracuse	18	781	43.4
1996-97	Connecticut	18	854	47.4
1995-96	Syracuse	18	800	44.4
1994-95	Connecticut	18	942	52.3
1993-94	Seton Hall	18	849	47.2
1992-93	Providence	18	849	47.2
1991-92	Georgetown	18	770	42.8
1990-91	Georgetown	16	715	44.7
1989-90	Providence	16	686	42.9
1988-89	Syracuse	15	629	41.9
1987-88	Providence	16	701	43.8
1986-87	Providence	16	663	41.4
1985-86	Syracuse	16	631	39.4
1984-85	Boston College	16	610	38.1
1983-84	Syracuse	8	358	44.8
1982-83	Syracuse	8	334	41.8

TEAM REBOUNDING MARGIN

	G	RBS	AVG	OPP	RBS	AVG	MARG
2021-22	Connecticut	17	665	39.1	515	30.3	8.8
2019-20	Marquette	18	749	41.6	544	30.2	11.4
2018-19	Marquette	18	788	43.8	549	30.5	13.3
2017-18	Marquette	18	709	39.4	584	32.4	6.9
2016-17	DePaul	18	799	44.4	621	34.5	9.9
2015-16	DePaul	18	712	39.6	606	33.7	5.9
2014-15	Creighton	18	712	39.6	628	34.9	4.7
2013-14	Marquette	18	782	43.4	547	30.4	13.1
2012-13	Connecticut	16	725	45.3	536	33.5	11.8
2011-12	Notre Dame	16	653	40.8	473	29.6	11.2
2010-11	Connecticut	16	644	40.2	466	29.1	11.1
2009-10	Connecticut	16	686	42.9	513	32.1	10.8
2008-09	Connecticut	16	674	42.1	549	34.3	7.8
2007-08	Connecticut	16	711	44.4	533	33.3	11.1
2006-07	Connecticut	16	682	42.6	547	34.2	8.4
2005-06	Pittsburgh	16	666	41.6	570	35.6	6.0
2004-05	Boston College	16	593	37.1	469	29.3	7.8
2003-04	Connecticut	16	639	39.9	465	29.1	10.9
2002-03	Connecticut	16	686	42.9	491	30.7	12.2
2001-02	Connecticut	16	679	42.4	448	28.0	14.4
2000-01	Connecticut	16	718	44.9	504	31.5	13.4
1999-00	Notre Dame	16	680	42.5	534	33.4	9.1
1998-99	Connecticut	18	814	45.2	532	29.6	15.7
1997-98	Connecticut	18	761	42.3	613	34.1	8.2
1996-97	Connecticut	18	854	47.4	609	33.8	13.6
1995-96	Syracuse	18	800	44.4	647	35.9	8.5
1994-95	Connecticut	18	942	52.3	702	39.0	13.3
1993-94	Seton Hall	18	849	47.2	647	35.9	11.2
1992-93	Connecticut	18	770	42.8	617	34.3	8.5
1991-92	Miami	18	736	40.9	606	33.7	7.2
1990-91	Connecticut	16	668	41.8	554	34.6	7.2
1989-90	Syracuse	16	636	39.8	516	32.3	7.5
1988-89	Syracuse	15	629	41.9	473	31.5	10.4
1987-88	Connecticut	16	587	36.7	504	31.5	5.2
1986-87	Providence	16	663	41.4	586	37.0	4.4
1985-86	Syracuse	16	631	39.4	528	33.0	6.4
1984-85	Boston College	16	610	38.1	484	30.3	7.8
1983-84	Seton Hall	8	338	42.3	271	33.9	8.4
1982-83	Syracuse	8	334	41.8	292	36.5	5.3

Annual Team Stat Leaders | Regular-Season Conference Games Only

TEAM FIELD GOAL PERCENTAGE

	G	FGM	FGA	PCT
2021-22 Connecticut	17	530	1054	.503
2020-21 Connecticut	18	597	1138	.525
2019-20 Marquette	18	473	1050	.450
2018-19 Marquette	18	536	1145	.468
2017-18 Marquette	18	543	1181	.460
2016-17 Marquette	18	544	1178	.462
2015-16 DePaul	18	566	1205	.470
2014-15 St. John's	18	457	1045	.437
2013-14 DePaul	18	547	1191	.459
2012-13 Connecticut	16	482	1015	.475
2011-12 Connecticut	16	440	917	.480
2010-11 Connecticut	16	438	864	.507
2009-10 Connecticut	16	483	942	.513
2008-09 Connecticut	16	453	954	.475
2007-08 Connecticut	16	494	1003	.493
2006-07 Connecticut	16	476	982	.485
2005-06 Connecticut	16	435	909	.479
2004-05 Boston College	16	381	811	.470
2003-04 Connecticut	16	441	901	.489
2002-03 Boston College	16	437	909	.481
2001-02 Connecticut	16	516	980	.527
2000-01 Connecticut	16	510	1031	.495
1999-00 Connecticut	16	510	940	.543
1998-99 Connecticut	18	592	1130	.524
1997-98 Connecticut	18	558	1099	.508
1996-97 Connecticut	18	565	1141	.495
1995-96 Connecticut	18	562	1106	.508
1994-95 Connecticut	18	601	1214	.495
1993-94 Connecticut	18	520	1043	.499
1992-93 Connecticut	18	456	985	.463
1991-92 Miami	18	558	1181	.472
1990-91 Connecticut	16	479	986	.486
1989-90 Boston College	16	420	877	.479
1988-89 Connecticut	15	388	826	.470
1987-88 Connecticut	16	411	833	.493
1986-87 Villanova	16	533	951	.560
1985-86 Villanova	16	466	923	.505
1984-85 Villanova	16	492	967	.509
1983-84 Providence	8	231	486	.475
1982-83 St. John's	8	102	221	.489

TEAM FREE THROW PERCENTAGE

	G	FTM	FTA	PCT
2021-22 DePaul	20	218	277	.787
2020-21 DePaul	16	182	234	.778
2019-20 Creighton	18	204	255	.800
2018-19 DePaul	18	248	320	.775
2017-18 Creighton	18	184	246	.748
2016-17 Villanova	18	167	222	.752
2015-16 Villanova	18	172	219	.785
2014-15 Creighton	18	193	248	.778
2013-14 Marquette	18	323	428	.755
2012-13 Notre Dame	16	280	353	.793
2011-12 Notre Dame	16	284	352	.807
2010-11 Villanova	16	104	131	.794
2009-10 Georgetown	16	221	289	.765
2008-09 Villanova	16	153	188	.814
2007-08 Notre Dame	16	320	411	.779
2006-07 DePaul	16	166	215	.772
2005-06 Connecticut	16	191	255	.749
2004-05 Boston College	16	208	273	.762
2003-04 Boston College	16	262	342	.766
2002-03 Villanova	16	147	190	.774
2001-02 Connecticut	16	259	351	.738
2000-01 Villanova	16	183	237	.772
1999-00 Boston College	16	207	273	.758
1998-99 Georgetown	18	228	301	.757
1997-98 Boston College	18	293	383	.765
1996-97 St. John's	18	172	232	.741
1995-96 Villanova	18	214	306	.699
1994-95 Providence	18	313	443	.707
1993-94 Connecticut	18	306	423	.723
1992-93 Boston College	18	283	391	.724
1991-92 Syracuse	18	196	253	.775
1990-91 Connecticut	16	210	279	.753
1989-90 Villanova	16	143	186	.769
1988-89 Providence	16	336	434	.774
1987-88 Villanova	16	222	300	.740
1986-87 Seton Hall	16	199	253	.787
1985-86 Providence	16	338	478	.707
1984-85 St. John's	16	232	310	.748
1983-84 St. John's	8	123	166	.741
1982-83 Georgetown	8	84	114	.737

TEAM FIELD GOAL PERCENTAGE DEFENSE

	G	OPP FG%
2021-22 Connecticut	17	.342
2020-21 Connecticut	18	.335
2019-20 Villanova	18	.355
2018-19 Marquette	18	.381
2017-18 St. John's	18	.399
2016-17 Creighton	18	.371
2015-16 Georgetown	18	.377
2014-15 Seton Hall	18	.375
2013-14 St. John's	18	.387
2012-13 Connecticut	16	.315
2011-12 Connecticut	16	.312
2010-11 Connecticut	16	.325
2009-10 Connecticut	16	.301
2008-09 Connecticut	16	.324
2007-08 Connecticut	16	.334
2006-07 Connecticut	16	.337
2005-06 Rutgers	16	.354
2004-05 Connecticut	16	.325
2003-04 Connecticut	16	.360
2002-03 Connecticut	16	.340
2001-02 Connecticut	16	.328
2000-01 Connecticut	16	.317
1999-00 Connecticut	16	.312
1998-99 Rutgers	18	.352
1997-98 Connecticut	18	.348
1996-97 Connecticut	18	.332
1995-96 Connecticut	18	.339
1994-95 Connecticut	18	.304
1993-94 Connecticut	18	.336
1992-93 Connecticut	18	.370
1991-92 Connecticut	18	.398
1990-91 Connecticut	16	.369
1989-90 Connecticut	16	.374
1988-89 Villanova	16	.376
1987-88 Villanova	16	.399
1986-87 Villanova	16	.402
1985-86 Villanova	16	.411
1984-85 Boston College	16	.408
1983-84 Villanova	8	.402
1982-83 Villanova	8	.402

TEAM 3-PT FIELD GOAL PERCENTAGE DEFENSE

	G	OPP 3-PT FG%
2021-22 Connecticut	17	.257
2020-21 Connecticut	18	.263
2019-20 Villanova	18	.258
2018-19 Marquette	18	.283
2017-18 Villanova	18	.307
2016-17 St. John's	18	.275
2015-16 DePaul	18	.272
2014-15 Xavier	18	.299
2013-14 St. John's	18	.278
2012-13 Connecticut	16	.249
2011-12 Notre Dame	16	.244
2010-11 Providence	16	.275
2009-10 Connecticut	16	.235
2008-09 Villanova	16	.262
2007-08 Connecticut	16	.293
2006-07 Connecticut	16	.242
2005-06 Connecticut	16	.266
2004-05 Connecticut	16	.281
2003-04 Notre Dame	16	.230
2002-03 Villanova	16	.255
2001-02 Boston College	16	.272
2000-01 Villanova	16	.245
1999-00 Villanova	16	.264
1998-99 Rutgers	18	.250
1997-98 Villanova	18	.260
1996-97 Notre Dame	18	.272
1995-96 Notre Dame	18	.401
1994-95 Pittsburgh	17	.215
1993-94 Seton Hall	18	.273
1992-93 Villanova	18	.260
1991-92 Pittsburgh	18	.288
1990-91 Pittsburgh	16	.296
1989-90 Connecticut	16	.261
1988-89 Villanova	16	.268

TEAM 3-PT FIELD GOAL PERCENTAGE

	G	3FG	3FGA	PCT
2021-22 Marquette	20	71	189	.376
2020-21 Connecticut	18	131	370	.354
2019-20 Creighton	18	174	480	.363
2018-19 Marquette	18	142	377	.377
2017-18 Providence	18	97	262	.370
2016-17 Providence	18	113	315	.359
2015-16 Creighton	18	135	382	.353
2014-15 DePaul	18	199	541	.368
2013-14 DePaul	18	162	421	.385
2012-13 Connecticut	16	134	377	.355
2011-12 Connecticut	16	117	315	.371
2010-11 Connecticut	16	96	242	.397
2009-10 St. John's	16	64	155	.413
2008-09 Connecticut	16	125	327	.382
2007-08 West Virginia	16	127	321	.396
2006-07 Rutgers	16	91	238	.382
2005-06 Rutgers	16	55	135	.407
2004-05 Boston College	16	62	157	.395
2003-04 Connecticut	16	116	302	.384
2002-03 Boston College	16	71	170	.418
2001-02 Connecticut	16	99	243	.407
2000-01 Notre Dame	16	64	161	.398
1999-00 Boston College	16	76	190	.400
1998-99 Notre Dame	18	113	281	.402
1997-98 Boston College	18	83	192	.432
1996-97 Notre Dame	18	83	229	.362
1995-96 Notre Dame	18	81	202	.401
1994-95 Connecticut	18	92	234	.393
1993-94 Seton Hall	18	44	98	.449
1992-93 Connecticut	18	107	281	.381
1991-92 Connecticut	18	94	220	.427
1990-91 Seton Hall	16	65	156	.417
1989-90 Connecticut	16	97	234	.415
1988-89 Connecticut	15	68	157	.433
1987-88 St. John's	16	24	58	.414

TEAM ASSISTS

	G	AST	AVG
2021-22 Creighton	20	434	21.7
2020-21 Connecticut	18	406	22.6
2019-20 DePaul	18	326	18.1
2018-19 DePaul	18	323	17.9
2017-18 DePaul	18	356	19.8
2016-17 DePaul	18	325	18.1
2015-16 DePaul	18	369	20.5
2014-15 DePaul	18	362	20.1
2013-14 DePaul	18	347	19.3
2012-13 Connecticut	16	333	20.8
2011-12 Connecticut	16	301	18.8
2010-11 Connecticut	16	297	18.6
2009-10 Connecticut	16	310	19.38
2008-09 Connecticut	16	284	17.75
2007-08 Connecticut	16	329	20.56
2006-07 Connecticut	16	269	16.81
2005-06 DePaul	16	297	18.56
2004-05 Boston College	16	294	18.38
2003-04 Connecticut	16	307	19.2
2002-03 Boston College	16	303	18.9
2001-02 Connecticut	16	338	21.1
2000-01 Connecticut	16	353	22.1
1999-00 Connecticut	16	341	21.3
1998-99 Connecticut	18	345	19.2
1997-98 Connecticut	18	372	20.7
1996-97 Notre Dame	18	351	19.5
1995-96 Connecticut	18	319	17.7
1994-95 Connecticut	18	398	22.1
1993-94 Connecticut	18	349	19.4
1992-93 Villanova	18	270	15.0
1991-92 Miami	18	310	17.2
1990-91 St. John's	16	296	18.5
1989-90 Connecticut	16	249	18.3
1988-89 Boston College	16	298	18.6
1987-88 Villanova	16	297	18.6
1986-87 Villanova	16	413	25.8
1985-86 Villanova	16	338	21.1
1984-85 Villanova	16	355	22.2
1983-84 St. John's	8	159	19.9
1982-83 St. John's	8	139	17.4

TEAM SCORING DEFENSE

	G	OPP PPG
2021-22 Connecticut	17	50.8
2020-21 Connecticut	18	50.6
2019-20 Villanova	18	58.4
2018-19 Butler	18	61.4
2017-18 St. John's	18	59.8
2016-17 Creighton	18	56.9
2015-16 Villanova	18	57.2
2014-15 Villanova	18	56.6
2013-14 Villanova	18	59.0
2012-13 Connecticut	16	51.2
2011-12 Connecticut	16	48.8
2010-11 Connecticut	16	50.9
2009-10 Connecticut	16	47.8
2008-09 Connecticut	16	52.4
2007-08 Rutgers	16	53.5
2006-07 Rutgers	16	50.2
2005-06 Rutgers	16	49.8
2004-05 Rutgers	16	48.4
2003-04 Villanova	16	52.0
2002-03 Villanova	16	52.9
2001-02 Connecticut	16	47.8
2000-01 Connecticut	16	49.6
1999-00 Connecticut	16	48.1
1998-99 Rutgers	18	53.7
1997-98 Villanova	18	56.8
1996-97 Connecticut	18	54.7
1995-96 Connecticut	18	55.6
1994-95 Connecticut	18	54.2
1993-94 Seton Hall	18	58.2
1992-93 Connecticut	18	59.3
1991-92 Miami	18	60.9
1990-91 Connecticut	16	59.6
1989-90 Connecticut	16	59.6
1988-89 Villanova	16	58.1
1987-88 Boston College	16	61.2
1986-87 Villanova	16	58.5
1985-86 Villanova	16	59.4
1984-85 Boston College	16	56.3
1983-84 Boston College	8	63.8
1982-83 Providence	8	58.8

All-Time Player Of the Week | All-Time Freshman of the Week

PLAYER OF THE WEEK -- Single Season Record

PLAYER, SCHOOL	# of Awards	Year
Maya Moore, Connecticut	8	2010-11
Nykesha Sales, Connecticut	7	1997-98
Angel McCoughtry, Louisville	7	2008-09
Rebecca Lobo, Connecticut	6	1993-94
Rebekkah Brunson, Georgetown	6	2003-04
Tina Charles, Connecticut	6	2009-10
Brittany Hrynko, DePaul	5	2014-15
Diana Taurasi, Connecticut	5	2002-03
Frances Savage, Miami	5	1991-92
Brittany Hrynko, DePaul	5	2014-15

PLAYER OF THE WEEK -- Career Record

PLAYER, SCHOOL	# of Awards	Years
Rebecca Lobo, Connecticut	12	1992-93; 1993-94; 1994-95
Angel McCoughtry, Louisville	12	2006-07; 2007-08; 2008-09
Maya Moore, Connecticut	12	2007-08; 2008-09; 2009-10; 2010-11
Shelly Pennefather, Villanova	11	1984-85; 1985-86; 1986-87
Diana Taurasi, Connecticut	10	2001-02; 2002-03; 2003-04
Nykesha Sales, Connecticut	9	1995-96; 1996-97; 1997-98
Ruth Riley, Notre Dame	9	1998-99; 1999-00; 2000-01
Cappie Pondexter, Rutgers	8	2003-04; 2004-05; 2005-06
Kerry Bascom, Connecticut	8	1988-89; 1989-90; 1990-91
Holly Porter, Boston College	8	1994-95; 1995-96; 1996-97
Rebekkah Brunson, Georgetown	8	2002-03; 2003-04
Maddy Siegrist, Villanova	8	2019-20; 2020-21; 2021-22

FRESHMAN OF THE WEEK -- Single Season Record

PLAYER, SCHOOL	# of Awards	Year
Aneesah Morrow, DePaul	13	2021-22
Maya Moore, Connecticut	10	2007-08
Natalie Butler, Georgetown	10	2013-14
Maddy Siegrist, Villanova	10	2019-20
Kaleena Mosqueda-Lewis, Connecticut	8	2011-12
Rebecca Lobo, Connecticut	7	1991-92
Allazia Blockton, Marquette	7	2015-16
Tina Charles, Connecticut	6	2006-07
Svetlana Abrosimova, Connecticut	6	1997-98
Becky Gottstein, Boston College	6	1998-99
Alicia Ratay, Notre Dame	6	1999-00
Rebekkah Brunson, Georgetown	6	2000-01
Jacqueline Batteast, Notre Dame	6	2001-02
Meg Bulger, West Virginia	6	2003-04
Bria Hartley, Connecticut	6	2010-11
Sydney Lamberty, Creighton	6	2014-15

All-Time Player of the Week

Year	Player	School	Year	Player	School
2021-22	Paige Bueckers	UConn	Jan. 20	Kristen Spolyar	Butler
Nov. 15	Nia Clark	Xavier	Jan. 27	Lexi Held	DePaul
Nov. 22	Sonya Morris	DePaul	Feb. 3	Kelly Campbell	DePaul
Nov. 29	Paige Bueckers	UConn	Feb. 10	Jaylyn Agnew	Creighton
Dec. 6	Maddy Siegrist	Villanova	Feb. 17	Tatum Rembao	Creighton
Dec. 13	Aneesah Morrow	DePaul	Feb. 24	Mary Gedaka	Villanova
Dec. 20	Sidney Cooks	Seton Hall	March 2	Jaylyn Agnew	Creighton
Dec. 27	Maddy Siegrist	Villanova	2018-19		
Jan. 3	no honoree		Nov. 12	Allazia Blockton	Marquette
Jan. 10	Emma Ronsiek	Creighton	Nov. 19	Ashton Millender	DePaul
Jan. 17	Aneesah Morrow	DePaul	Nov. 26	Chante Stonewall	DePaul
Jan. 24	Aneesah Morrow	DePaul	Dec. 3	A'riana Gray	Xavier
Jan. 31	Maddy Siegrist	Villanova	Dec. 10	Mary Gedaka	Villanova
Feb. 7	Maddy Siegrist	Villanova	Dec. 17	Kelly Jekot	Villanova
Feb. 14	Emma Ronsiek	Creighton	Dec. 24	Michelle Weaver	Butler
Feb. 21	Lauren Park-Lane	Seton Hall	Dec. 31	Dionna White	Georgetown
Feb. 28			Jan. 7	Natisha Hiedman	Marquette
2020-21			Jan. 14	Shadeen Samuels	Seton Hall
Nov. 30	Maddy Siegrist	Villanova	Jan. 21	Natisha Hiedman	Marquette
Dec. 7	Maddy Siegrist	Villanova	Jan. 28	Shadeen Samuels	Seton Hall
Dec. 14	Selena Lott	Marquette	Feb. 4	Dorothy Adomako	Georgetown
Dec. 21	Maddy Siegrist	Villanova	Feb. 11	Mart'e Grays	DePaul
Dec. 28	Sonya Morris	DePaul	Feb. 18	Jovana Nogic	Providence
Jan. 4	Olivia Nelson-Ododa	UConn	Feb. 25	Dionna White	Georgetown
Jan. 11	Maddy Siegrist	Villanova	March 4	Shadeen Samuels	Seton Hall
Jan. 18	Andra Espinoza-Hunter	Seton Hall	2017-18		
Jan. 25	Andra Espinoza-Hunter	Seton Hall	Nov. 13	Donnaizha Fountain	Seton Hall
Feb. 1	Leilani Correa	St. John's	Nov. 20	Kelly Jekot	Villanova
Feb. 8	Paige Bueckers	UConn	Nov. 27	Jovana Nogic	Providence
Feb. 15	Paige Bueckers	UConn	Dec. 4	Audrey Faber	Creighton
Feb. 22	Maddy Siegrist	Villanova	Dec. 11	Adrianna Hahn	Villanova
March 1	Desiree Elmore	Seton Hall	Dec. 18	Allazia Blockton	Marquette
2019-20			Dec. 25	Erika Davenport	Marquette
Nov. 11	Desiree Elmore	Seton Hall	Jan. 1	Kelly Campbell	DePaul
Nov. 18	Kristen Spolyar	Butler	Jan. 8	Tori Schickel	Butler
Nov. 25	Jaylyn Agnew	Creighton	Jan. 15	Allazia Blockton	Marquette
Dec. 2	Jaylyn Agnew	Creighton	Jan. 22	Cynthia Petke	Georgetown
Dec. 9	Mary Gedaka	Villanova	Jan. 29	Sydney Lamberty	Creighton
Dec. 16	Sonjya Morris	DePaul	Feb. 5	Mart'e Grays	DePaul
Dec. 23	Maddy Siegrist	Villanova	Feb. 12	Jaylyn Agnew	Creighton
Dec. 30	Jaylyn Agnew	Creighton	Feb. 19	Dionna White	Georgetown
Jan. 6	Jaylyn Agnew	Creighton	Feb. 26	Cynthia Petke	Georgetown
Jan. 13	Selena Lott	Marquette	2016-17		
			Nov. 14	Jessica January	DePaul
			Nov. 21	Erika Davenport	Marquette
			Nov. 28	Jessica January	DePaul
			Dec. 5	Natisha Hiedeman	Marquette
			Dec. 12	Dorothy Adomako	Georgetown
			Dec. 19	Marissa Janning	Creighton
			Dec. 26	Brooke Schulte	DePaul
			Jan. 2	Allazia Blockton	Marquette
			Jan. 9	Brooke Schulte	DePaul
			Jan. 16	Brooke Schulte	DePaul
			Jan. 23	Tori Schickel	Butler
			Jan. 30	Sarah Beal	Providence
			Feb. 6	Brooke Schulte	DePaul
			Feb. 13	Brooke Schulte	DePaul
			Feb. 20	Danielle King	Marquette
			Feb. 27	Jessica January	DePaul
			2015-16		
			Nov. 16	Tori Schickel	Butler
			Nov. 23	Tiffany Jones	Seton Hall
			Nov. 30	Danaejah Grant	St. John's
			Dec. 7	Aliyyah Handford	St. John's
			Dec. 14	Megan Podkowa	DePaul
			Dec. 21	Megan Podkowa	DePaul
			Dec. 28	Natisha Hiedeman	Marquette
			Jan. 4	Tabatha Richardson-Smith	Seton Hall
			Jan. 11	Jessica January	DePaul
			Jan. 18	Tabatha Richardson-Smith	Seton Hall
			Jan. 25	Tabatha Richardson-Smith	Seton Hall
			Feb. 1	Jessica January	DePaul
			Feb. 8	Chanise Jenkins	DePaul
			Feb. 15	Allazia Blockton	Marquette
			Feb. 22	Danaejah Grant	St. John's
			Feb. 29	Aliyyah Handford	St. John's
			2014-15		
			Nov. 17	Danaejah Grant	St. John's
			Nov. 24	Ka-Deidre Simmons	Seton Hall
			Dec. 1	Daisha Simmons	Seton Hall
			Dec. 8	Brittany Hrynko	DePaul
			Dec. 15	Tabatha Richardson-Smith	Seton Hall
			Dec. 22	Aliyyah Handford	St. John's
			Dec. 29	Tabatha Richardson-Smith	Seton Hall

All-Time Player of the Week

Jan. 5 Brittany Hrynko, DePaul
 Jan. 12 Ka-Deidre Simmons, Seton Hall
 Jan. 19 Ka-Deidre Simmons, Seton Hall
 Jan. 26 Brittany Hrynko, DePaul
 Feb. 2 Marissa Janning, Creighton
 Feb. 9 Brittany Hrynko, DePaul
 Feb. 16 Blaire Langlois, Butler
 Feb. 23 Brittany Hrynko, DePaul
 March 2 Tabatha Richardson-Smith, Seton Hall

2013-14
 Nov. 18 Katherine Plouffe, Marquette
 Nov. 25 Tori Rule, Providence
 Dec. 2 Liz Stratman, Butler
 Dec. 9 Tabatha Richardson-Smith, Seton Hall
 Dec. 16 Andrea White, Georgetown
 Dec. 23 Aliyyah Handford, St. John's
 Dec. 30 Jasmine Penny, DePaul
 Jan. 6 Katherine Plouffe, Marquette
 Jan. 13 Ka-Deidre Simmons, Seton Hall
 Jan. 20 Brittany Hrynko, DePaul
 Jan. 27 Marissa Janning, Creighton
 Feb. 3 Caroline Coyer, Villanova
 Feb. 10 Andrea White, Georgetown
 Feb. 17 Aliyyah Handford, St. John's
 Feb. 24 Tabatha Richardson-Smith, Seton Hall
 March 6 Katherine Plouffe, Marquette

2012-13
 Nov. 9 Kayla Alexander, Syracuse
 Nov. 26 Shenneika Smith, St. John's
 Dec. 3 Sugar Rodgers, Georgetown
 Dec. 10 Kayla Alexander, Syracuse
 Dec. 17 Anna Martin, DePaul
 Dec. 23 Skylar Diggins, Notre Dame
 Dec. 31 Sugar Rodgers, Georgetown
 Jan. 7 Kayla McBride, Notre Dame
 Jan. 14 Andrea Smith, USF
 Jan. 21 Stefanie Dolson, UConn
 Jan. 28 Antonita Slaughter, UofL
 Feb. 4 Shoni Schimmel, UofL
 Feb. 11 Stefanie Dolson, UConn
 Feb. 18 Skylar Diggins, Notre Dame
 Feb. 25 Andrea Smith, USF
 March 4 Skylar Diggins, Notre Dame

2011-12
 Nov. 21 Skylar Diggins, ND
 Nov. 28 Jasmine Crew, Seton Hall
 Dec. 5 Laura Sweeney, Villanova
 Dec. 12 Sugar Rodgers, Georgetown
 Dec. 19 Natalie Novosel, Notre Dame
 Dec. 26 Sugar Rodgers, Georgetown
 Jan. 2 Sugar Rodgers, Georgetown
 Jan. 9 Skylar Diggins, Notre Dame
 Jan. 16 Anna Martin, DePaul
 Jan. 23 Devereaux Peters, Notre Dame
 Jan. 30 Tiffany Hayes, UConn
 Feb. 6 Iasia Hemingway, Syracuse
 Feb. 13 Asya Bussie, WVU
 Feb. 20 Nadirah McKeith, St. John's
 Feb. 28 Skylar Diggins, Notre Dame

2010-11
 Nov. 22 Maya Moore, UConn
 Nov. 29 Sugar Rodgers, Georgetown
 Dec. 6 Kayla Alexander, Syracuse
 Dec. 13 Maya Moore, UConn
 Dec. 20 Keisha Hampton, DePaul
 Dec. 28 Maya Moore, UConn
 Jan. 3 Kayla Alexander, Syracuse
 Jan. 10 Maya Moore, UConn
 Jan. 17 Maya Moore, UConn

Jan. 24 Maya Moore, UConn
 Jan. 31 Sugar Rodgers, Georgetown
 Feb. 7 Maya Moore, UConn
 Feb. 14 Skylar Diggins, Notre Dame
 Feb. 21 Kayla Alexander, Syracuse
 March 1 Maya Moore, UConn

2009-10
 Nov. 23 Tina Charles, UConn
 Nov. 30 Erica Morrow, Syracuse
 Dec. 7 Chelsea Marandola, Providence
 Dec. 14 Jessica Lawson, USF
 Dec. 21 Brittany Ray, Rutgers
 Dec. 28 Maya Moore, UConn
 Jan. 4 Tina Charles, UConn
 Jan. 11 Tina Charles, UConn
 Jan. 18 Tina Charles, UConn
 Jan. 25 Maya Moore, UConn
 Feb. 1 Jessica Lawson, USF
 Feb. 8 Nicole Michael, Syracuse
 Feb. 15 Tina Charles, UConn

2008-09
 Nov. 24 Angel McCoughtry, UofL
 Dec. 1 Renee Montgomery, UConn
 Dec. 8 Shavonte Zellous, Pitt
 Dec. 15 Angel McCoughtry, UofL
 Dec. 22 Shavonte Zellous, Pitt
 Dec. 29 Angel Robinson, Marquette
 Jan. 5 Monique McLean, St. John's
 Jan. 12 Angel McCoughtry, UofL
 Jan. 19 Maya Moore, UConn
 Jan. 26 Shavonte Zellous, Pitt
 Feb. 2 Angel McCoughtry, UofL
 Feb. 9 Sarah Miles, WVU
 Feb. 16 Angel McCoughtry, UofL
 Feb. 23 Angel McCoughtry, UofL
 March 2 Angel McCoughtry, UofL

2007-08
 Nov. 19 Krystal Ellis, Marquette
 Nov. 26 Laura Kurz, Villanova
 Dec. 3 Shavonte Zellous, Pitt
 Dec. 10 Angel McCoughtry, UofL
 Dec. 17 Jill Stephens, Cincinnati
 Dec. 24 Allie Quigley, DePaul
 Dec. 31 Noteisha Womack, Seton Hall
 Jan. 7 Shavonte Zellous, Pitt
 Jan. 14 Shavonte Zellous, Pitt
 Jan. 21 Olayinka Sanni, WVU
 Jan. 28 Angel McCoughtry, UofL
 Feb. 4 LaQuita Owens, WVU
 Feb. 11 Epihanny Prince, Rutgers
 Feb. 18 Deirdre Naughton, DePaul
 Feb. 25 Allie Quigley, DePaul
 Mar. 4 Maya Moore, UConn

2006-07
 Nov. 20 Shantia Grace, USF
 Nov. 27 Shavonte Zellous, Pitt
 Dec. 4 Angel McCoughtry, UofL
 Dec. 11 Allie Quigley, DePaul
 Dec. 18 Angel McCoughtry, UofL
 Dec. 27 Angel McCoughtry, UofL
 Jan. 2 Jessica Dickson, USF
 Jan. 8 Catherine Bove, Providence
 Jan. 15 Olayinka Sanni, WVU
 Jan. 22 Charel Allen, Notre Dame
 Jan. 29 Kalana Green, UConn
 Feb. 5 Jessica Dickson, USF
 Feb. 12 Charel Allen, Notre Dame
 Feb. 19 Charde Houston, UConn
 Feb. 27 LaQuita Owens, WVU

2005-06
 Nov. 21 Mel Thomas, UConn
 Nov. 28 Jessica Dickson, USF
 Dec. 5 Vaida Sipaviciute, Syracuse
 Dec. 12 Jessica Dickson, USF
 Dec. 19 Melissa D'Amico, Notre Dame
 Dec. 26 Meg Bulger, WVU
 Jan. 2 Cappie Pondexter, Rutgers
 Jan. 9 Khara Smith, DePaul
 Jan. 16 Cappie Pondexter, Rutgers
 Jan. 23 Megan Duffy, Notre Dame
 Jan. 30 Barbara Turner, UConn
 Feb. 6 Cappie Pondexter, Rutgers
 Feb. 13 Cappie Pondexter, Rutgers
 Feb. 20 Khara Smith, DePaul
 Feb. 27 Megan Duffy, Notre Dame

2004-05
 Nov. 22 Jacqueline Batteast, Notre Dame
 Nov. 29 Jessalyn Deveny, BC
 Yolanda Paige, WVU
 Dec. 6 Meg Bulger, WVU
 Dec. 13 Jessalyn Deveny, BC
 Sherrell Sowho, WVU
 Dec. 20 Jacqueline Batteast, Notre Dame
 Dec. 27 Meg Bulger, WVU
 Monique Blake, Seton Hall
 Jan. 3 Jessalyn Deveny, BC
 Jan. 10 Jackie Adamshick, Villanova
 Monique Blake, Seton Hall
 Jan. 17 Meg Bulger, WVU
 Jan. 24 Jacqueline Batteast, Notre Dame
 Jan. 31 Ashley Bush, Seton Hall
 Feb. 7 Cappie Pondexter, Rutgers
 Feb. 14 Greeba Barlow, St. John's
 Feb. 21 Jacqueline Batteast, Notre Dame
 Feb. 28 Cappie Pondexter, Rutgers
 Teresa Borton, Notre Dame

2003-04
 Nov. 24 Rebekkah Brunson, Georgetown
 Tamara James, Miami
 Dec. 1 Rebekkah Brunson, Georgetown
 Jessalyn Deveny, BC
 Dec. 8 Amber Jacobs, BC
 Megan Duffy, Notre Dame
 Dec. 15 Cappie Pondexter, Rutgers
 Liad Suez, Villanova
 Dec. 22 Rebekkah Brunson, Georgetown
 Dec. 29 Jacqueline Batteast, Notre Dame
 Jan. 5 Amber Jacobs, BC
 Cappie Pondexter, Rutgers
 Jan. 12 Diana Taurasi, UConn
 Liad Suez, Villanova
 Jan. 19 Julie McBride, Syracuse
 Jan. 26 Rebekkah Brunson, Georgetown
 Yolanda Paige, WVU
 Feb. 2 Rebekkah Brunson, Georgetown
 Chelsea Newton, Rutgers
 Feb. 9 Diana Taurasi, UConn
 Feb. 16 Jessalyn Deveny, BC
 Barbara Turner, UConn
 Feb. 23 Tamara James, Miami
 Mar. 1 Rebekkah Brunson, Georgetown

2002-03
 Nov. 25 Rebekkah Brunson, Georgetown
 Diana Taurasi, UConn
 Dec. 2 Trish Juhline, Villanova
 Dec. 9 Shannon Perry, Syracuse
 Dec. 16 Laine Selwyn, Pitt
 Dec. 23 Diana Taurasi, UConn

All-Time Player of the Week

Dec. 30 Laine Selwyn, Pitt
Jan. 6 Diana Taurasi, UConn
Jessalyn Deveny, BC
Jan. 13 Diana Taurasi, UConn
Rebekkah Brunson, Georgetown
Jan. 20 Ieva Kublina, VT
Jan. 27 Chrystal Starling, VT
Courtney Mix, Villanova
Feb. 3 Amber Jacobs, BC
Diana Taurasi, UConn
Feb. 10 Katie Davis, Villanova
Ieva Kublina, VT
Feb. 17 Alicia Ratay, Notre Dame
Feb. 24 Trish Juhline, Villanova
Shannon Perry, Syracuse
Mar. 3 Trish Juhline, Villanova
Kate Bulger, WVU

2001-02
Nov. 19 Swin Cash, UConn
Trish Juhline, Villanova
Nov. 26 Julie McBride, Syracuse
Sarah Hicks, VT
Dec. 3 Diana Taurasi, UConn
Kate Bulger, WVU
Dec. 10 Chanivia Broussard, Miami
Dec. 17 Meghan Saake, Miami
Ieva Kublina, VT
Dec. 23 Mandy Wittenmyer, Pitt
Dec. 31 Swin Cash, UConn
Kate Bulger, WVU
Jan. 7 Diana Taurasi, UConn
Ieva Kublina, VT
Jan. 14 Swin Cash, UConn
Jaime James, Syracuse
Jan. 21 Shaquana Wilkins, Miami
Jan. 28 Shannon Perry, Syracuse
Sue Bird, UConn
Feb. 4 Asjha Jones, UConn
Feb. 11 Swin Cash, UConn
Laine Selwyn, Pitt
Feb. 18 Diana Taurasi, UConn
Alicia Ratay, Notre Dame
Feb. 25 Alicia Ratay, Notre Dame

2000-01
Nov. 20 Rachel Byars, BC
Beth Record, Syracuse
Nov. 27 Niele Ivey, Notre Dame
Dec. 4 Latasha Thompson, St. John's
Tere Williams, VT
Dec. 11 Arminda Moreno, Seton Hall
Tasha Pointer, Rutgers
Dec. 18 Brandi Barnes, Villanova
Dec. 25 Bettina Love, Pitt
Jan. 1 Ruth Riley, Notre Dame
Jan. 8 Ruth Riley, Notre Dame
Brandi Barnes, Villanova
Jan. 15 Tasha Pointer, Rutgers
Dalia Clarke, Miami
Jan. 22 Ruth Riley, Notre Dame
Jan. 29 Tere Williams, VT
Feb. 5 Arminda Moreno, Seton Hall
Feb. 12 Ruth Riley, Notre Dame
Feb. 19 Katie Smrcka-Duffy, Georgetown
Becky Gottstein, BC
Feb. 26 Swin Cash, UConn
Becky Gottstein, BC

1999-00
Nov. 22 Becky Gottstein, BC
Jen Gombotz, Providence
Nov. 29 Shea Ralph, UConn

Dec. 6 Ruth Riley, Notre Dame
Swin Cash, UConn
Dec. 13 Becky Gottstein, BC
Katie Smrcka-Duffy, Georgetown
Dec. 20 Cal Bouchard, BC
Shawnetta Stewart, Rutgers
Dec. 27 Svetlana Abrosimova, UConn
Shawnetta Stewart, Rutgers
Becky Gottstein, BC
Jan. 3 Monika Roberts, Providence
Jan. 10 Sue Bird, UConn
Jan. 17 Jenea Skeeters, Villanova
Niele Ivey, Notre Dame
Jan. 24 Beth Record, Syracuse
Jan. 31 Latasha Thompson, St. John's
Alissa Murphy, BC
Feb. 7 Kelley Siemon, Notre Dame
Katie Smrcka-Duffy, Georgetown
Jamie Cournoyer, BC
Feb. 14 Ruth Riley, Notre Dame
Feb. 21 Svetlana Abrosimova, UConn
Feb. 28 Shawnetta Stewart, Rutgers

1998-99
Nov. 16 Paige Sauer, UConn
Niele Ivey, Notre Dame
Nov. 23 Svetlana Abrosimova, UConn
Danielle Green, Notre Dame
Nov. 30 Katie Smrcka-Duffy, Georgetown
Shea Ralph, UConn
Dec. 7 Kym Hope, Miami
Dec. 14 Svetlana Abrosimova, UConn
Tammy Sutton-Brown, Rutgers
Dec. 21 Melba Chambers, Georgetown
Ebony Dickinson, St. John's
Dec. 28 Shawnetta Stewart, Rutgers
Ruth Riley, Notre Dame
Jan. 4 Starr Fuller, Seton Hall
Jan. 11 Ruth Riley, Notre Dame
Jan. 18 Svetlana Abrosimova, UConn
Jennifer Jordan, Miami
Jan. 25 Alissa Murphy, BC
Feb. 1 Ruth Riley, Notre Dame
Feb. 8 Niele Ivey, Notre Dame
Tammy Sutton-Brown, Rutgers
Feb. 15 Linda Miles, Rutgers
Feb. 22 Shea Ralph, UConn
Kym Hope, Miami
Sheila McMillen, Notre Dame

1997-98
Nov. 24 Nykeshia Sales, UConn
Cal Bouchard, BC
Dec. 1 Teakya Barnes, Syracuse
Dec. 8 Octavia Blue, Miami
Dec. 15 Niele Ivey, Notre Dame
Dec. 22 Nykeshia Sales, UConn
Dec. 29 Octavia Blue, Miami
Jan. 5 Kym Hope, Miami
Kerri Chatten, Providence
Jan. 12 Nykeshia Sales, UConn
Jan. 19 Cal Bouchard, BC
Jan. 26 Nykeshia Sales, UConn
Feb. 2 Nykeshia Sales, UConn
Shawnetta Stewart, Rutgers
Feb. 9 Nykeshia Sales, UConn
Kym Hope, Miami
Feb. 16 Jenn Beisel, Villanova
Feb. 23 Octavia Blue, Miami
Nykeshia Sales, UConn

1996-97
Nov. 25 Katryna Gaither, Notre Dame
Dec. 2 Katryna Gaither, Notre Dame
Dec. 9 Talisha Hargis, WVU

Dec. 16 Rebecca Burbridge, WVU
Dec. 23 Nykeshia Sales, UConn
Dec. 30 Holly Porter, BC
Jan. 6 Carla Berube, UConn
Jan. 13 Katryna Gaither, Notre Dame
Jan. 20 Kara Wolters, UConn
Jan. 27 Dana Wynne, Seton Hall
Feb. 3 Beth Morgan, Notre Dame
Feb. 10 Holly Porter, BC
Feb. 17 Kara Wolters, UConn
Feb. 24 Holly Porter, BC

1995-96
Nov. 27 Kara Wolters, UConn
Dec. 4 Beth Morgan, Notre Dame
Dec. 11 Nadine Malcolm, Providence
Dec. 18 Tahnee Heins, Seton Hall
Dec. 27 Octavia Blue, Miami
Holly Porter, BC
Jan. 2 Dana Wynne, Seton Hall
Jan. 9 Katryna Gaither, Notre Dame
Susan Glenning, Villanova
Jan. 16 Katryna Gaither, Notre Dame
Holly Porter, BC
Jan. 22 Latia Howard, Pitt
Jan. 29 Jennifer Jordan, Miami
Raquel Nurse, Syracuse
Feb. 5 Jennifer Rizzotti, UConn
Holly Porter, BC
Feb. 12 Nykeshia Sales, UConn
Nadine Malcolm, Providence
Feb. 19 Nadine Malcolm, Providence
Feb. 26 Kara Wolters, UConn

1994-95
Dec. 5 Rukaiyah Walker, Seton Hall
Dec. 12 Holly Porter, BC
Dec. 19 Dawn Johnson, Seton Hall
Dec. 27 Dana Wynne, Seton Hall
Jan. 2 Tawana Jackson, St. John's
Jan. 9 Kristyn Cook, Syracuse
Jan. 16 Denise Dillon, Villanova
Jan. 23 Jennifer Rizzotti, UConn
Tawana Jackson, St. John's
Jan. 30 Rebecca Lobo, UConn
Feb. 6 Tawana Jackson, St. John's
Feb. 13 Rebecca Lobo, UConn
Michele Thornton, Villanova
Feb. 20 Rebecca Lobo, UConn
Feb. 27 Holly Porter, BC

1993-94
Dec. 6 Nadira Ricks, Georgetown
Dec. 13 Rebecca Lobo, UConn
Dec. 20 Pam Odom, STJ
Jan. 3 Jonna Huemrich, Pitt
Jan. 10 Jodi Brooks, Seton Hall
Jan. 16 Rebecca Lobo, UConn
Jan. 23 Kerry Curran, BC
Jan. 30 Jodi Brooks, Seton Hall
Feb. 6 Rebecca Lobo, UConn
Feb. 13 Stefanie Goettsche, PC
Rebecca Lobo, UConn
Feb. 20 Rebecca Lobo, UConn
Feb. 27 Rebecca Lobo, UConn

1992-93
Dec. 7 Marcie Kornegay, St. John's
Dec. 14 Kris Witfill, Georgetown
Dec. 21 Sarah Behn, BC
Jan. 4 Rebecca Lobo, UConn
Jan. 10 Vicki Plowden, Miami
Jan. 17 Sarah Behn, BC

All-Time Player of the Week

Jan. 24 Rebecca Lobo, UConn
 Feb. 1 Pam Odom, St. John's
 Feb. 8 Rebecca Lobo, UConn
 Feb. 15 Leni Wilson, Georgetown
 Feb. 21 Kris Witfill, Georgetown
 Vicki Plowden, Miami
 Feb. 28 Sarah Behn, BC

1991-92

Dec. 2 Kelley Moore, Seton Hall
 Dec. 9 Tracy Lis, Providence
 Wendy Davis, UConn
 Dec. 15 Tracy Lis, Providence
 Dec. 23 Vicki Plowden, Miami
 Dec. 30 Frances Savage, Miami
 Jan. 5 Kris Witfill, Georgetown
 Jan. 12 Sarah Behn, BC
 Jan. 19 Frances Savage, Miami
 Jan. 26 Kris Witfill, Georgetown
 Feb. 2 Tracy Lis, Providence
 Feb. 9 Frances Savage, Miami
 Feb. 16 Frances Savage, Miami
 Feb. 24 Cozette Ballentine, St. John's
 Mar. 2 Frances Savage, Miami

1990-91

Nov. 27 Tracy Lis, Providence
 Sarah Behn, BC
 Dec. 3 Kerry Bascom, UConn
 Dec. 10 Kerry Bascom, UConn
 Dec. 17 Kelley Moore, Seton Hall
 Dec. 30 Lorri Johnson, Pitt
 Jan. 7 Tracy Lis, Providence
 Jan. 14 Laura Lishness, UConn
 Tina Ogden, St. John's
 Jan. 20 Cozette Ballentine, St. John's
 Jan. 27 Kris Witfill, Georgetown
 Feb. 4 Tracy Lis, Providence
 Feb. 11 Kerry Bascom, UConn
 Feb. 17 Cozette Ballentine, St. John's
 Feb. 25 Lorri Johnson, Pitt

1989-90

Dec. 4 Dottie VanGheem, Providence
 Dec. 11 Kerry Bascom, UConn
 Dec. 18 Carla Wenger, BC
 Jan. 2 Helen Koskinen, Villanova
 Jan. 8 Marita Coffey, Syracuse
 Jan. 15 Connie Hurt, Pitt
 Jan. 22 Meghan Pattyson, UConn
 Jan. 29 Kerry Bascom, UConn
 Kelley Moore, Seton Hall
 Feb. 5 Dottie VanGheem, Providence
 Feb. 12 Andrea Mangum, Providence
 Feb. 19 Peggi Jewell, Georgetown
 Feb. 26 Shanya Evans, Providence

1988-89

Nov. 29 Simone Courtlandt, Syracuse
 Dec. 5 Lorri Johnson, Pitt
 Dec. 12 Brenda Ginaitt, St. John's
 Dec. 19 Debbie Hartnett, Seton Hall
 Jan. 2 Liz Lawlor, Providence
 Jan. 9 Kerry Bascom, UConn
 Jan. 16 Helen Koskinen, Villanova
 Jan. 23 Geraldine Saintilus, Seton Hall
 Jan. 30 Helen Koskinen, Villanova
 Feb. 6 Kerry Bascom, UConn
 Feb. 13 Andrea Mangum, Providence
 Feb. 20 Kerry Bascom, UConn

1987-88

Nov. 29 Sue Ludwig, Syracuse
 Dec. 7 Sally Sheerer, Pitt

Dec. 13 Renee Najarian, UConn
 Dec. 20 Danene Hopson, Syracuse
 Jan. 3 Ann Odoy, BC
 Jan. 10 Beth Knight, Georgetown
 Jan. 17 Renee Najarian, UConn
 Jan. 24 Lisa Smith, St. John's
 Jan. 31 Simone Courtlandt, Syracuse
 Feb. 7 Lisa Angelotti, Villanova
 Feb. 14 Lisa Angelotti, Villanova
 Feb. 21 Renee Najarian, UConn

1986-87

Dec. 1 Kathy O'Reilly, Seton Hall
 Dec. 7 Mary Burke, Providence
 Dec. 14 Doris Sable, Providence
 Dec. 21 Althea Yard, St. John's
 Jan. 4 Shelly Pennefather, Villanova
 Jan. 11 Shelly Pennefather, Villanova
 Kathy Sweet, BC
 Jan. 18 Shelly Pennefather, Villanova
 Mary Burke, Providence
 Jan. 25 Sue Ludwig, Syracuse
 Feb. 1 Brenda Ginaitt, St. John's
 Feb. 8 Shelly Pennefather, Villanova
 Feb. 15 Felisha Legette, Syracuse

1985-86

Dec. 2 Peggy Walsh, UConn
 Dec. 9 Britt King, Providence
 Dec. 16 Shelly Pennefather, Villanova
 Dec. 23 Shelly Pennefather, Villanova
 Jan. 6 Shelly Pennefather, Villanova
 Jan. 13 Jackie Smith, St. John's
 Jan. 20 Doris Sable, Providence
 Jan. 27 Janice Long, Syracuse
 Feb. 3 Beth Knight, Georgetown
 Tammi Sweet, UConn
 Feb. 10 Felisha Legette, Syracuse
 Feb. 17 Britt King, Providence
 Shelly Pennefather, Villanova
 Feb. 24 Britt King, Providence

1984-85

Dec. 10 Shelly Pennefather, Villanova
 Dec. 17 Shelly Pennefather, Villanova
 Dec. 24 Jane Haubrich, BC
 Jan. 14 Britt King, Providence
 Jan. 21 Shelly Pennefather, Villanova
 Faye Gerald, St. John's
 Jan. 28 Doris Sable, Providence
 Feb. 4 Jennifer Bruce, Pitt
 Feb. 11 Toni Igrac, Syracuse
 Feb. 18 Peggy Walsh, UConn
 Feb. 25 Maura Gill, Georgetown

1983-84

Dec. 12 Chris Palombi, Syracuse
 Dec. 19 Nancy Bernhardt, Villanova
 Jan. 3 Sally Madeira, BC
 Jan. 10 Gloria Bradley, Seton Hall
 Jan. 17 Nancy Bernhardt, Villanova
 Jan. 23 Kathy Finn, Providence
 Jan. 30 Joan Powers, Providence
 Feb. 5 Jennifer Bruce, Pitt
 Feb. 12 Chris Palombi, Syracuse
 Feb. 19 Missy Renahan, Syracuse

1982-83

Dec. 12 Kathy Finn, Providence
 Dec. 19 Debbie Beckford, St. John's
 Jan. 3 Kathie Beisel, Villanova
 Jan. 10 Leigh Curl, UConn

Jan. 17 Jennifer Bruce, Pitt
 Jan. 23 Gloria Bradley, SHU
 Jan. 30 Kathy Finn, Providence
 Feb. 7 Kerry Payre, Providence
 Feb. 15 Jennifer Bruce, Pitt
 Feb. 21 Debbie Beckford, St. John's
 Feb. 28 Jennifer Bruce, Pitt

All-Time Freshman of the Week

2021-22

Nov. 15 Aneesah Morrow, DePaul
 Nov. 22 Aneesah Morrow, DePaul
 Nov. 29 Aneesah Morrow, DePaul
 Dec. 6 Aneesah Morrow, DePaul
 Dec. 13 Aneesah Morrow, DePaul
 Dec. 20 Aneesah Morrow, DePaul
 Dec. 27 Aneesah Morrow, DePaul
 Jan. 3 no honoree
 Jan. 10 no honoree
 Jan. 17 Aneesah Morrow, DePaul
 Jan. 24 Aneesah Morrow, DePaul
 Jan. 31 Aneesah Morrow, DePaul
 Feb. 7 Azzi Fudd, UConn
 Feb. 14 Aneesah Morrow, DePaul
 Feb. 21 Aneesah Morrow, DePaul
 Feb. 28 Aneesah Morrow, DePaul

2020-21

Nov. 30 Nia Clark, Xavier
 Dec. 7 Darrione Rogers, DePaul
 Dec. 14 Paige Bueckers, UConn
 Dec. 21 Paige Bueckers, UConn
 Dec. 28 Emma Ronsiek, Creighton
 Jan. 4 Paige Bueckers, UConn
 Jan. 11 Paige Bueckers, UConn
 Jan. 18 Kelsey Ransom, Georgetown
 Jan. 25 Paige Bueckers, UConn
 Feb. 1 Paige Bueckers, UConn
 Feb. 8 Paige Bueckers, UConn
 Feb. 15 Paige Bueckers, UConn
 Feb. 22 Emma Ronsiek, Creighton
 March 1 Aaliyah Edwards, UConn

2019-20

Nov. 11 Leilani Correa, St. John's
 Nov. 18 Maddy Siegrist, Villanova
 Nov. 25 Maddy Siegrist, Villanova
 Dec. 2 Leilani Correa, St. John's
 Dec. 9 Maddy Siegrist, Villanova
 Dec. 16 Leilani Correa, St. John's
 Dec. 23 Maddy Siegrist, Villanova
 Dec. 30 Maddy Siegrist, Villanova
 Jan. 6 Maddy Siegrist, Villanova
 Jan. 13 Maddy Siegrist, Villanova
 Jan. 20 Maddy Siegrist, Villanova
 Jan. 27 Carly Bachelor, Creighton
 Feb. 3 Maddy Siegrist, Villanova
 Feb. 10 Maddy Siegrist, Villanova
 Feb. 17 Camryn Taylor, Marquette
 Feb. 24 Leilani Correa, St. John's
 March 2 Jordan King, Marquette

2018-19

Nov. 12 Femi Funeus, Seton Hall
 Nov. 19 Lauren Wasylson, Xavier
 Nov. 26 Kadaja Bailey, St. John's
 Dec. 3 Lexi Held, DePaul
 Dec. 10 Lexi Held, DePaul
 Dec. 17 Kadaja Bailey, St. John's
 Dec. 24 Mary Baskerville, Providence
 Dec. 31 Sonya Morris, DePaul
 Jan. 7 Mary Baskerville, Providence
 Jan. 14 Mary Baskerville, Providence
 Jan. 21 Kaela Webb, Providence
 Jan. 28 Emily Esposito, Villanova
 Feb. 4 Maya Stovall, DePaul
 Feb. 11 Mary Baskerville, Providence
 Feb. 18 Lexi Held, DePaul
 Feb. 25 Lexi Held, DePaul
 March 4 Mary Baskerville, Providence

2017-18

Nov. 13 Qadashah Hoppie, St. John's
 Nov. 20 Lauren Van Kleunen, Marquette

Nov. 27 Tatum Rembao, Creighton
 Dec. 4 Tiana England, St. John's
 Dec. 11 Tiana England, St. John's
 Dec. 18 Tiana England, St. John's
 Dec. 25 Deja Ross, Xavier
 Jan. 1 Lauren Van Kleunen, Marquette
 Jan. 8 Chanell Williams, Providence
 Jan. 15 Qadashah Hoppie, St. John's
 Jan. 22 Chanell Williams, Providence
 Jan. 29 Qadashah Hoppie, St. John's
 Feb. 5 Temi Carda, Creighton
 Feb. 12 Temi Carda, Creighton
 Feb. 19 Qadashah Hoppie, St. John's
 Feb. 26 Tiana England, St. John's

2016-17

Nov. 14 Kristen Spolyar, Butler
 Nov. 21 Kristen Spolyar, Butler
 Nov. 28 Kaela Hilaire, Seton Hall
 Dec. 5 Deja Winters, Seton Hall
 Dec. 12 Shadeen Samuels, Seton Hall
 Dec. 19 Alisha Kebbe, St. John's
 Dec. 26 Alisha Kebbe, St. John's
 Jan. 2 Kaela Hilaire, Seton Hall
 Jan. 9 Alisha Kebbe, St. John's
 Jan. 16 Kelly Campbell, DePaul
 Jan. 23 Mary Gedaka, Villanova
 Jan. 30 Kaela Hilaire, Seton Hall
 Feb. 6 Andrayah Adams, St. John's
 Feb. 13 Sydney Shelton, Butler
 Feb. 20 Kelly Campbell, DePaul
 Feb. 27 Alisha Kebbe, St. John's

2015-16

Nov. 16 Tori Schickel, Butler
 Nov. 23 Dionna White, Georgetown
 Nov. 30 Dionna White, Georgetown
 Dec. 7 Allazia Blockton, Marquette
 Dec. 14 Allazia Blockton, Marquette
 Dec. 21 Allazia Blockton, Marquette
 Dec. 28 Allazia Blockton, Marquette
 Jan. 4 Dionna White, Georgetown
 Jan. 11 Allazia Blockton, Marquette
 Jan. 18 Brittany Ward, Butler
 Jan. 25 Dionna White, Georgetown
 Feb. 1 Allazia Blockton, Marquette
 Feb. 8 Dionna White, Georgetown
 Feb. 15 Allazia Blockton, Marquette
 Feb. 22 Adrianna Hahn, Villanova
 Feb. 29 Adrianna Hahn, Villanova

2014-15

Nov. 17 Dorothy Adomako, Georgetown
 Nov. 24 Alex Louin, Villanova
 Dec. 1 Kenisha Bell, Marquette
 Dec. 8 Sydney Lamberty, Creighton
 Dec. 15 Sydney Lamberty, Creighton
 Dec. 22 Sydney Lamberty, Creighton
 Dec. 29 Sydney Lamberty, Creighton
 Jan. 5 Dorothy Adomako, Georgetown
 Jan. 12 Dorothy Adomako, Georgetown
 Jan. 19 Dorothy Adomako, Georgetown
 Jan. 26 Dorothy Adomako, Georgetown
 Feb. 2 Kenisha Bell, Marquette
 Feb. 9 Sydney Lamberty, Creighton
 Feb. 16 Sydney Lamberty, Creighton
 Feb. 23 Kenisha Bell, Marquette
 March 2 Kenisha Bell, Marquette

2013-14

Nov. 18 Natalie Butler, Georgetown
 Nov. 25 Natalie Butler, Georgetown
 Dec. 2 Aaliyah, Lewis, St. John's
 Dec. 9 Natalie Butler, Georgetown
 Dec. 16 Natalie Butler, Georgetown

Dec. 23 Jessica January, DePaul
 Dec. 30 Sidney Cook, Seton Hall
 Jan. 6 Natalie Butler, Georgetown
 Jan. 13 Natalie Butler, Georgetown
 Jan. 20 Natalie Butler, Georgetown
 Jan. 27 Sarah Beal, Providence
 Feb. 3 Natalie Butler, Georgetown
 Feb. 10 Natalie Butler, Georgetown
 Feb. 17 Natalie Butler, Georgetown
 Feb. 24 Jessica January, DP
 March 6 Sarah Beal, Providence

2012-13

Nov. 9 Breanna Stewart, UConn
 Nov. 26 Jewell Loyd, Notre Dame
 Dec. 3 Courtney Williams, USF
 Dec. 10 Jewell Loyd, Notre Dame
 Dec. 17 Aliyyah Handford, St. John's
 Dec. 23 Breanna Stewart, UConn
 Dec. 31 Brittney Sykes, Syracuse
 Jan. 7 Brittney Sykes, Syracuse
 Jan. 14 Jewell Loyd, Notre Dame
 Jan. 21 Chanise Jenkins, DePaul
 Jan. 28 Breanna Stewart, UConn
 Feb. 4 Aliyyah Handford, St. John's
 Feb. 11 Dominique Vitalis, Georgetown
 Feb. 18 Aliyyah Handford, St. John's
 Feb. 25 Jewell Loyd, Notre Dame
 March 4 Brittney Sykes, Syracuse

2011-12

Nov. 21 Kaleena Mosqueda-Lewis, UConn
 Nov. 28 Kaleena Mosqueda-Lewis, UConn
 Dec. 5 Kaleena Mosqueda-Lewis, UConn
 Dec. 12 Kaleena Mosqueda-Lewis, UConn
 Dec. 19 Brittany Hrynko, DePaul
 Dec. 26 Brianna Kiesel, Pitt
 Jan. 2 Markisha Wright, Notre Dame
 Jan. 9 Bria Smith, UoFL
 Jan. 16 Kaleena Mosqueda-Lewis, UConn
 Jan. 23 Kaleena Mosqueda-Lewis, UConn
 Jan. 30 Bria Smith, UoFL
 Feb. 6 Lauren Burford, Villanova
 Feb. 13 Kaleena Mosqueda-Lewis, UConn
 Feb. 20 Brittany Hrynko, DePaul
 Feb. 28 Kaleena Mosqueda-Lewis, UConn

2010-11

Nov. 22 Bria Hartley, UConn
 Nov. 29 Bria Hartley, UConn
 Dec. 6 Shoni Schimmel, UoFL
 Dec. 13 Natalie Achonwa, Notre Dame
 Dec. 20 Bria Hartley, UConn
 Dec. 28 Shoni Schimmel, UoFL
 Jan. 3 Katherine Plouffe, Marquette
 Jan. 10 Shoni Schimmel, UoFL
 Jan. 17 Bria Hartley, UConn
 Jan. 24 Bria Hartley, UConn
 Jan. 31 Shoni Schimmel, UoFL
 Feb. 7 Stefanie Dolson, UConn
 Feb. 14 Stefanie Dolson, UConn
 Feb. 21 Bria Hartley, UConn
 March 1 Kayla Cook, Cincinnati

2009-10

Nov. 23 Skylar Diggins, Notre Dame
 Nov. 30 Sugar Rodgers, Georgetown
 Dec. 7 Kayla Alexander, Syracuse
 Dec. 14 Asya Bussie, WVU
 Dec. 21 Shenneika Smith, St. John's
 Dec. 28 Sugar Rodgers, Georgetown
 Jan. 4 Sugar Rodgers, Georgetown
 Jan. 11 Skylar Diggins, Notre Dame
 Jan. 18 Sugar Rodgers, Georgetown
 Jan. 25 Skylar Diggins, Notre Dame

All-Time Freshman of the Week

Feb. 1	Shenneika Smith, St. John's
Feb. 8	Skylar Diggins, Notre Dame
Feb. 15	Nadirah McKeith, St. John's
Feb. 22	Shenneika Smith, St. John's
March 2	Sugar Rodgers, Georgetown
2008-09	
Nov. 24	Kandice Green, Seton Hall
Dec. 1	Kellie Watson, Notre Dame
Dec. 8	Kellie Watson, Notre Dame
Dec. 15	Kandice Green, Seton Hall
Dec. 22	Da'Shena Stevens, St. John's
Dec. 29	Natalie Novosel, Notre Dame
Jan. 5	Da'Shena Stevens, St. John's
Jan. 12	Natalie Novosel, Notre Dame
Jan. 19	Shanasa Sanders, Cincinnati
Jan. 26	Keisha Hampton, DePaul
Feb. 2	Tiffany Hayes, UConn
Feb. 9	Kandice Green, Seton Hall
Feb. 16	Tiffany Hayes, UConn
Feb. 23	Tiffany Hayes, UConn
Mar. 2	Keisha Hampton, DePaul
2007-08	
Nov. 19	Maya Moore, UConn
Nov. 26	Maya Moore, UConn
Dec. 3	Keisha Hines, UofL
Dec. 10	Ebonie Williams, Seton Hall
Dec. 17	Angel Robinson, Marquette
Dec. 24	Erica Morrow, Syracuse
Dec. 31	Maya Moore, UConn
Jan. 7	Angel Robinson, UConn
Jan. 14	Maya Moore, UConn
Jan. 21	Maya Moore, UConn
Jan. 28	Maya Moore, UConn
Feb. 4	Maya Moore, UConn
Feb. 11	Erica Morrow, Syracuse
Feb. 18	Maya Moore, UConn
Feb. 25	Maya Moore, UConn
Mar. 4	Maya Moore, UConn
2006-07	
Nov. 20	Epiphanny Prince, Rutgers
Nov. 27	Nicole Michael, Syracuse
Dec. 4	Nicole Michael, Syracuse
Dec. 11	Ashley Booker, Seton Hall
Dec. 18	Epiphanny Prince, Rutgers
Dec. 27	Tina Charles, UConn
Jan. 2	Kalli McLaren, UConn
Jan. 8	Nicole Michael, Syracuse
Jan. 15	Tina Charles, UConn
Jan. 22	Tina Charles, UConn
Jan. 29	Carla Jacobs, Cincinnati
Feb. 5	Tina Charles, UConn
Feb. 12	Tina Charles, UConn
Feb. 19	Nicole Michael, SU
Feb. 27	Tina Charles, UConn
2005-06	
Nov. 21	Lindsay Schrader, Notre Dame
Nov. 28	Xenia Stewart, Pitt
Dec. 5	Jenny Eckhart, Syracuse
Dec. 12	Chelsea Marandola, PC
Dec. 19	Michelle Jones, Cincinnati
Dec. 26	Chelsea Marandola, PC
Jan. 2	Katrina Wheeler, Georgetown
Jan. 9	Shantel Brown, Seton Hall
Jan. 16	Renee Montgomery, UConn
Jan. 23	Krystal Ellis, Marquette
Jan. 30	Shelly Bellman, Cincinnati
Feb. 6	Renee Montgomery, UConn
Feb. 13	Krystal Ellis, Marquette
Feb. 20	Shelly Bellman, Cincinnati
Feb. 27	Angel McCoughtry, UofL

2004-05	
Nov. 22	Sara Antolick, Syracuse
Nov. 29	Andrea Peterson, St. John's
Dec. 6	Charde Houston, UConn
Dec. 13	Shamika Jackson, BC
Dec. 20	Matee Ajavon, Rutgers
Dec. 27	Kieraah Marlow, Georgetown
Jan. 3	Matee Ajavon, Rutgers
Jan. 10	Essence Carson, Rutgers
Jan. 17	Matee Ajavon, Rutgers
Jan. 24	Charde Houston, UConn
Jan. 31	Marcedes Walker, Pitt
Feb. 7	Kieraah Marlow, Georgetown
Feb. 14	Vaida Sipaviuciute, Syracuse
Feb. 21	Charel Allen, Notre Dame
Feb. 28	Matee Ajavon, Rutgers
Feb. 28	Marcedes Walker, Pitt
Feb. 28	Kieraah Marlow, Georgetown
2003-04	
Nov. 24	Angie Clark, St. John's
Dec. 1	Angie Clark, St. John's
Dec. 8	Angie Clark, St. John's
Dec. 15	Heta Korpivaara, Seton Hall
Dec. 22	Angie Clark, St. John's
Dec. 29	Kirby Copeland, VT
Jan. 5	Meg Bulger, WVU
Jan. 12	Lauren Kohn, Syracuse
Jan. 19	Lauren Kohn, Syracuse
Jan. 26	Meg Bulger, WVU
Feb. 2	Meg Bulger, WVU
Feb. 9	Meg Bulger, WVU
Feb. 16	Angie Clark, St. John's
Feb. 16	Meg Bulger, WVU
Feb. 23	Heta Korpivaara, Seton Hall
Mar. 1	Liz Sherwood, UConn
Mar. 1	Sarah Marshall, BC
2002-03	
Nov. 25	Tamara James, Miami
Dec. 2	Tamara James, Miami
Dec. 9	Carrie Mason, VT
Dec. 16	Cappie Pondexter, Rutgers
Dec. 23	Tamara James, Miami
Dec. 30	Barbara Turner, UConn
Jan. 6	Tamara James, Miami
Jan. 13	Tamara James, Miami
Jan. 20	Cappie Pondexter, Rutgers
Jan. 27	Barbara Turner, UConn
Feb. 3	Ann Strother, UConn
Feb. 10	Cappie Pondexter, Rutgers
Feb. 17	Barbara Turner, UConn
Feb. 17	Cappie Pondexter, Rutgers
Feb. 17	Barbara Turner, UConn
Feb. 24	Cappie Pondexter, Rutgers
Mar. 3	Courtney LaVere, Notre Dame
2001-02	
Nov. 19	Yolanda Paige, WVU
Nov. 26	Sherell Sowho, WVU
Dec. 3	Jacqueline Batteast, Notre Dame
Dec. 10	Jacqueline Batteast, Notre Dame
Dec. 17	Mary Lisicky, Georgetown
Dec. 23	Jacqueline Batteast, Notre Dame
Dec. 31	Clare Droesch, BC
Jan. 7	Sherell Sowho, WVU
Jan. 14	Jacqueline Batteast, Notre Dame
Jan. 21	Erin Gibson, VT
Jan. 28	Yolanda Paige, WVU
Jan. 28	Jacqueline Batteast, Notre Dame
Feb. 4	Clare Droesch, BC
Feb. 11	Jacqueline Batteast, Notre Dame

Feb. 18	Jessica Simmonds, Providence
Feb. 25	Yolanda Paige, WVU
Feb. 25	Katy Flecky, Notre Dame
2000-01	
Nov. 20	Jenese Wilcox, Providence
Nov. 27	Rebekkah Brunson, Georgetown
Dec. 4	Jenese Wilcox, Providence
Dec. 11	Janelle McManus, BC
Dec. 18	Amber Jacobs, BC
Dec. 25	Kristin Quinn, Providence
Jan. 1	Courtney Mix, Villanova
Jan. 8	Rebekkah Brunson, Georgetown
Jan. 15	Chanivia Broussard, Miami
Jan. 22	Rebekkah Brunson, Georgetown
Jan. 29	Rebekkah Brunson, Georgetown
Feb. 5	Rebekkah Brunson, Georgetown
Feb. 5	Charlene Thomas, Seton Hall
Feb. 12	Diana Taurasi, UConn
Feb. 12	Kristin Quinn, Providence
Feb. 19	Rebekkah Brunson, Georgetown
Feb. 26	Janelle McManus, BC
1999-00	
Nov. 22	Amanda Papuga, Miami
Nov. 29	Shannon Perry, Syracuse
Nov. 29	Trish Juhline, Villanova
Dec. 6	Alicia Ratay, Notre Dame
Dec. 13	Santia Jackson, Georgetown
Dec. 20	Alicia Ratay, Notre Dame
Dec. 27	Kennitra Johnson, UConn
Jan. 3	Mandy Wittenmyer, Pitt
Jan. 10	Brooke Stewart, Pitt
Jan. 10	Alicia Ratay, Notre Dame
Jan. 17	Alicia Hartlaub, Miami
Jan. 24	Shannon Perry, Syracuse
Jan. 31	Aiysha Smith, St. John's
Feb. 7	Mandy Wittenmyer, Pitt
Feb. 7	Alicia Ratay, Notre Dame
Feb. 14	Alicia Ratay, Notre Dame
Feb. 14	Trish Juhline, Villanova
Feb. 21	Alicia Ratay, Notre Dame
Feb. 28	Mandy Wittenmyer, Pitt
1998-99	
Nov. 16	Swin Cash, UConn
Nov. 23	Tamika Williams, UConn
Nov. 30	Tamika Williams, UConn
Nov. 30	Sherisha Hills, Notre Dame
Dec. 7	Asjha Jones, UConn
Dec. 14	Swin Cash, UConn
Dec. 21	Becky Gottstein, BC
Dec. 28	Swin Cash, UConn
Jan. 4	Becky Gottstein, BC
Jan. 11	Becky Gottstein, BC
Jan. 18	Tamika Williams, UConn
Jan. 25	Becky Gottstein, BC
Feb. 1	Becky Gottstein, BC
Feb. 8	Tamika Williams, UConn
Feb. 15	Tamika Williams, UConn
Feb. 22	Ericka Haney, Notre Dame
Feb. 22	Becky Gottstein, BC
1997-98	
Nov. 24	Svetlana Abrosimova, UConn
Dec. 1	Natasha Pointer, Rutgers
Dec. 8	Natasha Pointer, Rutgers
Dec. 15	Svetlana Abrosimova, UConn
Dec. 22	No award winner
Dec. 29	Natasha Pointer, Rutgers
Jan. 5	Natasha Pointer, Rutgers
Jan. 12	Svetlana Abrosimova, UConn
Jan. 12	Ruth Riley, Notre Dame
Jan. 19	Ruth Riley, Notre Dame
Jan. 26	Ruth Riley, Notre Dame

All-Time Freshman of the Week

Feb. 2 Svetlana Abrosimova, UConn
 Feb. 9 Svetlana Abrosimova, UConn
 Feb. 16 Linda Miles, Rutgers
 Feb. 23 Shawnetta Stewart, Rutgers

1996-97

Nov. 25 Shea Ralph, UConn
 Dec. 2 Jenea Skeeters, Villanova
 Dec. 9 Paula Moore, Syracuse
 Dec. 16 Jenea Skeeters, Villanova
 Dec. 23 Shea Ralph, UConn
 Dec. 30 Cal Bouchard, BC
 Jan. 6 Shea Ralph, UConn
 Jan. 13 Cal Bouchard, BC
 Jan. 20 Cal Bouchard, BC
 Jan. 27 Shea Ralph, UConn
 Feb. 3 Usha Gilmore, Rutgers
 Feb. 10 Jenea Skeeters, Villanova
 Feb. 17 Shea Ralph, UConn
 Feb. 24 Jenea Skeeters, Villanova

1995-96

Nov. 27 Jennifer Clemente, Rutgers
 Dec. 4 Sylita Thomas, Georgetown
 Dec. 11 Danielle Golay, Seton Hall
 Dec. 18 Sylita Thomas, Georgetown
 Dec. 27 Danielle Golay, Seton Hall
 Jan. 2 Susan Blauser, Rutgers
 Jan. 9 Maria Tchobanova, WVU
 Jan. 16 Sylita Thomas, Georgetown
 Jan. 22 Teakyta Barnes, Syracuse
 Jan. 29 Dana Simonelli, Providence
 Feb. 5 Maria Tchobanova, WVU
 Feb. 12 Diana Braendly, Notre Dame
 Feb. 19 Kimberly Smith, Georgetown
 Feb. 26 Kimberly Smith, Georgetown

1994-95

Dec. 5 Aimee McGuire, BC
 Dec. 12 Nykesha Sales, UConn
 Dec. 19 MeChelle Murray, Miami
 Dec. 27 Julie Wheeler, Providence
 Jan. 2 Latia Howard, Pitt
 Jan. 9 Kerri Chatten, Providence
 Jan. 16 Nykesha Sales, UConn
 Jan. 23 Octavia Blue, Miami
 Jan. 30 Kerri Chatten, Providence
 Feb. 6 Raquel Nurse, Syracuse
 Feb. 13 Sandy Mitchell, Seton Hall
 Feb. 20 Kerri Chatten, Providence
 Feb. 27 Julie Wheeler, Providence

1993-94

Dec. 6 Holly Porter, BC
 Dec. 13 Sheron Murray, Miami
 Dec. 20 Julie Angelina, Syracuse
 Jan. 3 Holly Porter, BC
 Jan. 10 Mandy Saunders, Providence
 Jan. 16 Dana Wynne, Seton Hall
 & Mandy Saunders, Providence
 Jan. 23 Kara Wolters, UConn
 Jan. 30 Holly Porter, BC
 Feb. 6 Carla Berube, UConn
 Feb. 13 Holly Porter, BC
 Feb. 20 Mandy Saunders, Providence
 Feb. 27 Holly Porter, BC
 Feb. 27 Mandy Saunders, Providence

1992-93

Dec. 7 Jennifer Rizzotti, UConn
 Dec. 14 Texlin Quinney, Seton Hall
 Dec. 21 Ayanna Walden, Providence
 Jan. 4 Holly Rilinger, Miami

Jan. 10 Jennifer Rizzotti, UConn
 Jan. 17 Holly Rilinger, Miami
 Jan. 24 Sarah Miller, Providence
 Feb. 1 Holly Rilinger, Miami
 Feb. 8 Denise Dillon, Villanova
 Feb. 15 Holly Rilinger, Miami
 Feb. 21 Jennifer Rizzotti, UConn
 Feb. 28 Denise Dillon, Villanova

1991-92

Dec. 2 Rebecca Lobo, UConn
 Dec. 9 Grace Kelly, St. John's
 Dec. 15 Rebecca Lobo, UConn
 Dec. 23 Amanda Makarewicz, Seton Hall
 Dec. 30 Michele Thornton, Villanova
 Jan. 5 Rebecca Lobo, UConn
 Jan. 12 Angel Lewis, Syracuse
 Jan. 19 Angel Lewis, Syracuse
 Dawn Johnson, Seton Hall
 Jan. 26 Rebecca Lobo, UConn
 Feb. 2 Michele Thornton, Villanova
 Feb. 9 Rebecca Lobo, UConn
 Feb. 16 Rebecca Lobo, UConn
 Feb. 24 Michele Thornton, Villanova
 Mar. 2 Rebecca Lobo, UConn

1990-91

Nov. 27 Orly Grossman, UConn
 Dec. 3 Jennifer Mead, Providence
 Dec. 10 Michele Verotsky, BC
 Dec. 17 Kerry Curran, BC
 Dec. 30 Lucie Fontanella, Providence
 Jan. 7 Lucie Fontanella, Providence
 Jan. 14 No award winner
 Jan. 20 Jenine Joyce, Pitt
 Jan. 27 Jennifer Mead, Providence
 Feb. 4 Jonna Huemrich, Pitt
 Feb. 11 Erin Maloy, Pitt
 Feb. 17 Jodi Brooks, Seton Hall
 Feb. 25 Lucie Fontanella, Providence

1989-90

Dec. 4 Kathy Ferrier, UConn
 Dec. 11 Karen Connell, VU
 Dec. 18 Kris Witfill, Georgetown
 Jan. 2 Sarah Behn, BC
 Jan. 8 Maureen McConnell, Pitt
 Jan. 15 Sarah Behn, BC
 Jan. 22 Holly Oslander, Syracuse
 Jan. 29 Sarah Behn, BC
 Feb. 5 Patrina Blow, St. John's
 Feb. 12 Kathy Ferrier, UConn
 Feb. 19 Turia Ransom, Pitt
 Feb. 26 Turia Ransom, Pitt

1988-89

Nov. 29 Peggí Jewell, Georgetown
 Dec. 5 Meghan Pattyson, UConn
 Dec. 12 Tricia Corace, Georgetown
 Dec. 19 No award winner
 Jan. 2 Wendy Davis, UConn
 Jan. 9 Peggí Jewell, Georgetown
 Jan. 16 Tracy Lis, Providence
 Jan. 23 Kelley Moore, Seton Hall
 Jan. 30 Rosemary Magarity, Villanova
 Feb. 6 Amy Bolen, St. John's
 Feb. 13 Tracy Lis, Providence
 Feb. 20 Wendy Davis, UConn

1987-88

Nov. 29 Shanya Evans, Providence
 Dec. 7 Laura Lishness, UConn
 Dec. 13 Alicia Jones, Seton Hall
 Dec. 20 Davita Smith, Syracuse
 Jan. 3 Shanya Evans, Providence

Jan. 10 Kerry Bascom, UConn
 Jan. 17 Laura Lishness, UConn
 Jan. 24 Lorri Johnson, Pitt
 Jan. 31 Lorri Johnson, Pitt
 Feb. 7 Connie Hurt, Pitt
 Feb. 14 Maria Ayres, Georgetown
 Feb. 21 Laura Lishness, UConn

1986-87

Dec. 1 Kris Lamb, UConn
 Dec. 7 Andrea Mangum, Providence
 Dec. 14 Kris Lamb, UConn
 Dec. 21 Carla Wenger, BC
 Jan. 4 Heidi Robbins, UConn
 Jan. 11 Andrea Mangum, Providence
 Jan. 18 Danene Hopson, Syracuse
 Jan. 25 Andrea Mangum, Providence
 Feb. 1 Jennifer Shingler, Pitt
 Feb. 8 Andrea Mangum, Providence
 Feb. 15 Danene Hopson, Syracuse

1985-86

Dec. 2 Maureen Conley, St. John's
 Dec. 9 Debbie Hartnett, Seton Hall
 Dec. 16 Maureen Conley, St. John's
 Dec. 23 No award winner
 Jan. 6 Geraldine Saintilus, Seton Hall
 Jan. 13 Brenda Ginnait, St. John's
 Jan. 20 Geraldine Saintilus, Seton Hall
 Jan. 27 Geraldine Saintilus, Seton Hall
 Feb. 3 Nikki Arwood, Georgetown
 Feb. 10 Debbie Hartnett, Seton Hall
 Feb. 17 Debbie Hartnett, Seton Hall
 Feb. 24 Debbie Hartnett, Seton Hall

1984-85

Dec. 10 Beth Knight, Georgetown
 Dec. 17 Lisa Angelotti, Villanova
 Dec. 24 Kathy O'Reilly, Seton Hall
 Jan. 14 Lisa Angelotti, Villanova
 Jan. 21 Felisha Legette, Syracuse
 Jan. 28 Ann Odoy, BC
 Feb. 4 Felisha Legette, Syracuse
 Feb. 11 Felisha Legette, Syracuse
 Feb. 18 Kathy O'Reilly, Seton Hall
 Feb. 25 Ann Odoy, BC

1983-84

Dec. 12 Lori Kulo, UConn
 Dec. 19 Shelly Pennefather, Villanova
 Jan. 3 Evy Doerfler, UConn
 Jan. 10 Julie Callahan, Pitt
 Jan. 17 Ann Marie Gothard, Georgetown
 Jan. 23 Evy Doerfler, UConn
 Jan. 30 Shelly Pennefather, Villanova
 Feb. 5 Shelly Pennefather, Villanova
 Feb. 12 Julie Callahan, Pitt
 Feb. 19 Shelly Pennefather, Villanova

1982-83

Dec. 12 Anne Marie McNamee, St. John's
 Dec. 19 Peggy Walsh, UConn
 Jan. 3 Sarah Gause, Georgetown
 Jan. 10 Jackie Smith, St. John's
 Jan. 17 Britt King, Providence
 Jan. 23 Ann Marie McNamee, St. John's
 Jan. 30 No award
 Feb. 7 Britt King, Providence
 Feb. 15 Jackie Smith, St. John's
 Feb. 21 No award winner
 Feb. 28 No award winner

Year-By-Year Champions | Major Award Winners

Regular Season	Tournament	Tournament MOP	Regular Season	Tournament	Tournament MOP
1982-83 Providence/St. John's	St. John's	Debbie Beckford (St. John's)	2000-01 Notre Dame/UConn	UConn	Diana Taurasi (UConn)
1983-84 Pittsburgh/Villanova	St. John's	Ann Marie McNamee (St. John's)	2001-02 UConn	UConn	Asjha Jones (UConn)
1984-85 St. John's/Villanova	Syracuse	Janice Long (Syracuse)	2002-03 UConn	Villanova	Trish Juhline (Villanova)
1985-86 Providence	Villanova	Shelly Pennefather (Villanova)	2003-04 UConn	Boston College	Jessalyn Deveny (Boston College)
1986-87 Villanova	Villanova	Shelly Pennefather (Villanova)	2004-05 Rutgers	UConn	Barbara Turner (UConn)
1987-88 Syracuse	St. John's	Sabrina Johnson (St. John's)	2005-06 Rutgers	UConn	Ann Strother (UConn)
1988-89 UConn	UConn	Kerry Bascom (UConn)	2006-07 UConn	Rutgers	Matee Ajavon (Rutgers)
1989-90 UConn/Providence	Providence	Andrea Mangum (Providence)	2007-08 UConn	UConn	Charde Houston (UConn)
1990-91 UConn	UConn	Meghan Pattyson (UConn)	2008-09 UConn	UConn	Maya Moore (UConn)
1991-92 Miami	Miami	Frances Savage (Miami)	2009-10 UConn	UConn	Kalana Greene (UConn)
1992-93 Miami/Georgetown	Miami	Vicki Plowden (Miami)	2010-11 UConn	UConn	Maya Moore (UConn)
1993-94 UConn	UConn	Rebecca Lobo (UConn)	2011-12 Notre Dame	UConn	Kaleena Mosqueda-Lewis (UConn)
1994-95 UConn	UConn	Kara Wolters (UConn)	2012-13 Notre Dame	Notre Dame	Kayla McBride (Notre Dame)
1995-96 Providence/Miami/Syracuse/Seton Hall (BE 7)	UConn (BE 6)	Kara Wolters (UConn)	2013-14 DePaul	DePaul	Jasmine Penny (DePaul)
1996-97 Georgetown (BE 7)	UConn (BE 6)	Nykesha Sales (UConn)	2014-15 DePaul/Seton Hall	DePaul	Megan Podkowa (DePaul)
1997-98 Rutgers (BE 7)	UConn (BE 6)	Rita Williams (UConn)	2015-16 DePaul	St. John's	Aaliyah Handford (St. John's)
1998-99 UConn/Rutgers	UConn	Shea Ralph (UConn)	2016-17 DePaul/Creighton	Marquette	Amani Wilborn (Marquette)
1999-00 UConn	UConn	Tamika Williams (UConn)	2017-18 DePaul/Marquette	DePaul	Amarah Coleman (DePaul)
			2018-19 Marquette	DePaul	Chante Stonewall (DePaul)
			2019-20 DePaul	DePaul	Lexi Held (DePaul)
			2020-21 UConn	UConn	Paige Bueckers (UConn)
			2021-22 UConn	UConn	Christyn Williams (UConn)

Year-By-Year Award Winners

Player of the Year	2002-03 Cappie Pondexter (Rutgers)	1993-94 Phyllis Mangina (Seton Hall)	2005-06 Carolyn Kieger (Marquette)	Most Improved Award
2021-22 Maddy Siegrist (Villanova)	2001-02 Jacqueline Batteast (Notre Dame)	1992-93 Patrick Knapp (Georgetown)	2004-05 Jen Hilgenberg (Villanova)	2021-22 Lauren Jensen (Creighton)
2020-21 Paige Bueckers (Connecticut)	2000-01 Rebekkah Brunson (Georgetown)	1991-92 Ferne Labati (Miami)	2003-04 Sherri Brown (St. John's)	2020-21 Lauren Park-Lane (Seton Hall)
2019-20 Jaylyn Agnew (Creighton)	1999-00 Alicia Ratay (Notre Dame)	1990-91 Joe Mullaney, Jr. (St. John's)	2002-03 Leslie Ardon (Seton Hall)	2019-20 Shona Morris (DePaul)
2018-19 Natasha Hiedeman (Marquette)	1998-99 Tamika Williams (Connecticut)	1989-90 Phyllis Mangina (Seton Hall)	2001-02 Mimi Riley (Villanova)	2018-19 Sadeen Samuels (Seton Hall)
2017-18 Allazia Blockton (Marquette)	1997-98 Natasha Pointer (Rutgers)	1988-89 Geno Auriemma (Connecticut)		2017-18 Cynthia Petke (Georgetown)
2016-17 Brooke Schulte (DePaul)	1996-97 Shea Ralph (Connecticut)	1987-88 Barbara Jacobs (Syracuse)	Sixth-Woman Award	2016-17 Morgan Maly (Creighton)
2015-16 Chanise Jenkins (DePaul)	1995-96 Kimberly Smith (Georgetown)	1986-87 Harry Perretta (Villanova)	2020-21 Aaliyah Edwards (Connecticut)	2015-16 McKayla Yentz (Marquette)
2014-15 Brittany Hrynko (DePaul)	1994-95 Nykesha Sales (Connecticut)	1985-86 Bob Foley (Providence)	2019-20 Leilani Correa (St. John's)	2014-15 Alexis Akin-Otiko (Creighton)
2013-14 Marissa Janning (Creighton)	1993-94 Holly Porter (Boston College)	1984-85 Margo Plotzke (Boston College)	2018-19 Allazia Blockton (Marquette)	2013-14 Tabatha Richardson-Smith (Seton Hall)
2012-13 Skylar Diggins (Notre Dame)	1992-93 Holly Rilinger (Miami)	1983-84 Judy Saurer (Pittsburgh)	2017-18 Mary Gedaka (Villanova)	2012-13 Kelly Faris (Connecticut)
2011-12 Skylar Diggins (Notre Dame)	Jennifer Rizzotti (Connecticut)	1982-83 Don Perrelli (St. John's)	2016-17 Tanita Allen (DePaul)	2011-12 Jasmyn Wynne (USF)
2010-11 Maya Moore (Connecticut)	1991-92 Rebecca Lobo (Connecticut)		2015-16 Adrianna Hahn (Villanova)	2010-11 Natalie Novels (Notre Dame)
2009-10 Tina Charles (Connecticut)	1990-91 Jonna Huemrich (Pittsburgh)	Defensive Player of the Year	2014-15 Taylor Holeman (Villanova)	2009-10 Monique Reid (Louisville)
2008-09 Maya Moore (Connecticut)	1989-90 Sarah Behn (Boston College)	2021-22 Nika Muhl (UConn)	2013-14 Caroline Coyer (Villanova)	2008-09 Sarah Miles (West Virginia)
2007-08 Maya Moore (Connecticut)	*1988-89 Tracy Lis (Providence)	2020-21 Olivia Nelson-Ododa (Connecticut)	2012-13 Carmen Tyson-Thomas (Syracuse)	2007-08 Epiphanny Prince (Rutgers)
2006-07 Angel McCoughtry (Louisville)	1987-88 Laura Lishness (Connecticut)	Selena Lott (Marquette)	2011-12 Kaleena Mosqueda-Lewis (Connecticut)	2006-07 Laura Sweeney (Villanova)
2005-06 Cappie Pondexter (Rutgers)	1986-87 Kris Lamb (Connecticut)	2019-20 Chante Stonewall (DePaul)	2010-11 Taylor Pikes (DePaul)	2005-06 Mel Thomas (Connecticut)
2004-05 Jacqueline Batteast (Notre Dame)	1985-86 Geraldine Saintilus (Seton Hall)	2018-19 Michelle Weaver (Butler)	2009-10 China Threatt (DePaul)	2004-05 Michelle Campbell (Rutgers)
2003-04 Diana Taurasi (Connecticut)	1984-85 Felisha Legette (Syracuse)	2017-18 Dionna White (Georgetown)	2007-08 Keta Swanier (Connecticut)	2003-04 Megan Duffy (Notre Dame)
2002-03 Diana Taurasi (Connecticut)	1983-84 Shelly Pennefather (Villanova)	2016-17 Jacqui Grant (DePaul)		2002-03 Jessalyn Deveny (Boston College)
2001-02 Sue Bird (Connecticut)	1982-83 Ann Marie McNamee (St. John's)	Aaliyah Lewis (St. John's)	Scholar-Athlete of the Year	2001-02 leva Kublina (Virginia Tech)
2000-01 Ruth Riley (Notre Dame)	^ - Rookie of the Year was changed to Freshman of the Year in 2003-04	2015-16 Aliyah Handford (St. John's)	2021-22 Ayanna Townsend (Xavier)	2000-01 Kelley Siemon (Notre Dame)
1999-00 Shea Ralph (Connecticut)	* - Freshman of the Year was changed to Rookie of the Year in 1988-89	2014-15 Daisha Simmons (Seton Hall)	2020-21 Lexi Held (DePaul)	1999-00 Jamie Cournoyer (Boston College)
1998-99 Svetlana Abrosimova (Connecticut)		2013-14 Liz Stratman (Butler)	2018-19 Allazia Blockton (Marquette)	1998-99 Alissa Murphy (Boston College)
1997-98 Nykesha Sales (Connecticut)	Coach of the Year	2012-13 Kelly Faris (Connecticut)	2017-18 Allazia Blockton (Marquette)	1997-98 Jenny Higgins (Villanova)
1996-97 Kara Wolters (Connecticut)	2021-22 Denise Dillon (Villanova)	2011-12 Devereaux Peters (Notre Dame)	2016-17 Brooke Schulte (DePaul)	1996-97 Kym Hope (Miami)
1995-96 Jennifer Rizzotti (Connecticut)	2020-21 Geno Auriemma (Connecticut)	2010-11 Devereaux Peters (Notre Dame)	2015-16 Megan Podkowa (DePaul)	
1994-95 Rebecca Lobo (Connecticut)	2019-20 Megan Duffy (Marquette)	2009-10 Sarah Miles (West Virginia)	2014-15 Brittany Hrynko (DePaul)	
1993-94 Rebecca Lobo (Connecticut)	2018-19 Kurt Godlevske (Butler)	2008-09 Angel McCoughtry (Louisville)	2013-14 Katherine Plouffe (Marquette)	
1992-93 Kris Wittill (Georgetown)	2017-18 Carolyn Kieger (Marquette)	2007-08 Essence Carson (Rutgers)	2012-13 Anna Martin (DePaul)	
1991-92 Frances Savage (Miami)	Harry Perretta (Villanova)	2006-07 Essence Carson (Rutgers)	2011-12 Da'Shena Stevens (St. John's)	
1990-91 Kerry Bascom (Connecticut)	2016-17 Doug Bruno (DePaul)	2005-06 Essence Carson (Rutgers)	2010-11 Maya Moore (Connecticut)	
1989-90 Kerry Bascom (Connecticut)	2015-16 Doug Bruno (DePaul)	2004-05 Chelsea Newton (Rutgers)	2009-10 Maya Moore (Connecticut)	
1988-89 Kerry Bascom (Connecticut)	2014-15 Tony Bozzella (Seton Hall)	2003-04 Rebekkah Brunson (Georgetown)	2008-09 Jill Stephens (Cincinnati)	
1987-88 Lisa Angelotti (Villanova)	2013-14 Doug Bruno (DePaul)	2002-03 Ashley Battle (Connecticut)	2007-08 Allie Quigley (DePaul)	
1986-87 Shelly Pennefather (Villanova)	2012-13 Muffet McGraw (Notre Dame)	2001-02 Meghan Saake (Miami)	2006-07 Jenna Rubino (DePaul)	
1985-86 Shelly Pennefather (Villanova)	2011-12 Kim Barnes Arico (St. John's)	2000-01 Ruth Riley (Notre Dame)	2005-06 Megan Duffy (Notre Dame)	
1984-85 Shelly Pennefather (Villanova)	2010-11 Geno Auriemma (Connecticut)	1999-00 Ruth Riley (Notre Dame)	2004-05 Ashley Bush (Seton Hall)	
1983-84 Jennifer Brice (Pittsburgh)	2009-10 Geno Auriemma (Connecticut)	1998-99 Ruth Riley (Notre Dame)	2003-04 Courtney Mix (Villanova)	
1982-83 Debbie Beckford (St. John's)	2008-09 Mike Carey (West Virginia)	1997-98 Nykesha Sales (Connecticut)	2002-03 Alicia Ratay (Notre Dame)	
	2007-08 Geno Auriemma (Connecticut)	1996-97 Nykesha Sales (Connecticut)	2001-02 Nicole Conway (Boston College)	
	2006-07 Terri Mitchell (Marquette)		2000-01 Ruth Riley (Notre Dame)	
	2005-06 Kim Barnes Arico (St. John's)	Sportsmanship Award	1999-00 Cal Boucharde (Boston College)	
	2004-05 C. Vivian Stringer (Rutgers)	2021-22 Chloe Marotta (Marquette)	1998-99 Rebecca Sturbridge (West Virginia)	
	2003-04 Mike Carey (West Virginia)	2020-21 Lauren Van Kleunen (Marquette)	1997-98 Raquel Nurse (Syracuse)	
	2002-03 Geno Auriemma (Connecticut)	2019-20 Kelly Campbell (DePaul)	1996-97 Kristyn Cool (Syracuse)	
	2001-02 Muffet McGraw (Notre Dame)	2018-19 Ashton Millender (DePaul)	1995-96 Jennifer Rizzotti (Connecticut)	
	2000-01 Geno Auriemma (Connecticut)	2017-18 Jannah Tucker (Villanova)	1994-95 Rebecca Lobo (Connecticut)	
	1999-00 Geno Auriemma (Connecticut)	2016-17 Lauren Prochaska (DePaul)	1993-94 Rebecca Lobo (Connecticut)	
	1998-99 Cathy Ingles (Boston College)	2015-16 Katherine Coyer (Villanova)	1992-93 Erin Kenneally (Syracuse)	
	1997-98 C. Vivian Stringer (Rutgers)	2014-15 Marissa Janning (Creighton)	1991-92 Wendy Davis (Connecticut)	
	1996-97 C. Vivian Stringer (Connecticut)	2013-14 Eugenia McPherson (St. John's)	1990-91 Carla Wenger (Boston College)	
	1995-96 Harry Perretta (Villanova)	2012-13 Anna Martin (DePaul)	1989-90 Angela Alson (Syracuse)	
	1994-95 Geno Auriemma (Connecticut)	2011-12 Deanna Ortiz (DePaul)	1988-89 Geraldine Saintilus (Seton Hall)	
		2010-11 Da'Shena Stevens (St. John's)	1987-88 Vera Jones (Syracuse)	
		2009-10 Sam Quigley (DePaul)	1986-87 Kathy Sweet (Boston College)	
		2008-09 Maria Getty (Villanova)	1985-86 Joan Powers (Providence)	
		2007-08 Renee Montgomery (Connecticut)		
		2006-07 Meg Bulger (West Virginia)		
		2005-06 Jenna Rubino (DePaul)		

All-BIG EAST Honors | 1982-2022

2021-22

First Team: Olivia Nelson-Ododa (UConn), Christyn Williams (UConn), Emma Ronsiek (CU), Sonya Morris (DePaul), Aneesah Morrow (DPU), Lauren Van Kleunen (MU), Leilani Correa (SJU), Lauren Park-Lane (SHU), Sidney Cooks (SHU), Maddy Siegrist (VU)

Second Team: Caroline Ducharme (UConn), Lauren Jensen (CU), Lexi Held (DPU), Andra Espinoza-Hunter (SHU), Lior Garzon (VU)

Honorable Mention: Deja Church (DPU), Janai Crooms (PC)

All-Freshman Team: Caroline Ducharme (UConn), Azzi Fudd (UConn), Aneesah Morrow (DPU), Kylee Sheppard (PC), Lucy Olsen (VU)

Coach of the Year: Denise Dillon (VU)

Player of the Year: Maddy Siegrist (VU)

Defensive Player of the Year: Nika Mühl (UConn)

Sixth-Woman Award: Morgan Maly (CU)

Co-Most Improved Players: Lauren Jensen (CU), Lior Garzon (VU)

Freshman of the Year: Aneesah Morrow (DPU)

Sportsmanship Award: Chloe Marotta (MU)

Scholar-Athlete of the Year: Ayanna Townsend (XU)

2020-21

First Team: Paige Bueckers (UConn), Christyn Williams (UConn), Lexi Held (DPU), Sonya Morris (DPU), Selena Lott (MU), Leilani Correa (SJU), Desiree Elmore (SHU), Andra Espinoza-Hunter (SHU), Lauren Park-Lane (SHU), Madison Siegrist (VU)

Second Team: Olivia Nelson-Ododa (UConn), Temi Carda (CU), Lauren Van Kleunen (MU), Mary Baskerville (PC), Brianna Herlihy (VU)

Honorable Mention: Dee Bekelja (DPU), Camryn Taylor (MU)

All-Freshman Team: Paige Bueckers (UConn), Aaliyah Edwards (UConn), Emma Ronsiek (CU), Darrione Rogers (DPU), Kelsey Ransom (GU)

Coach of the Year: Geno Auriemma (UConn)

Player of the Year: Paige Bueckers (UConn)

Defensive Players of the Year: Olivia Nelson-Ododa (UConn), Selena Lott (MU)

Sixth-Woman Award: Aaliyah Edwards (UConn)

Most Improved Player: Lauren Park-Lane (SHU)

Freshman of the Year: Paige Bueckers (UConn)

Sportsmanship Award: Lauren Van Kleunen (MU)

Scholar-Athlete of the Year: Lexi Held (DPU)

2019-20

First Team: Kristen Spolyar (BU), Jaylyn Agnew (CU), Chante Stonewall (DPU), Maddy Siegrist (VU), Mary Gedaka (VU)

Second Team: Kelly Campbell (DPU), Sonya Morris (DPU), Selena Lott (MU), Qadashah Hoppie (SJU), Shadeen Samuels (SHU)

Honorable Mention: Temi Carda (CU), Lexi Held (DPU), A'riana Gray (XU)

All-Freshman Team: Oumou Toure (BU), Camryn Taylor (MU), Leilani Correa (SJU), Mya Jackson (SHU), Maddy Siegrist (VU)

Coach of the Year: Megan Duffy (MU)

Player of the Year: Jaylyn Agnew (CU)

Defensive Player of the Year: Chante Stonewall (DPU)

Sixth-Woman Award: Leilani Correa (SJU)

Most Improved Player: Sonya Morris (DPU)

Freshman of the Year: Maddy Siegrist (VU)

Sportsmanship Award: Kelly Campbell (DPU)

Scholar-Athlete of the Year: Chante Stonewall (DPU)

2018-19

First Team: Audrey Faber (CU), Mart'e Grays (DPU), Natisha Hiedeman (MU), Shadeen Samuels (SHU), Dionna White (GU)

Second Team: Dorothy Adomako (GU), Erika Davenport (MU), Mary Gedaka (VU), Tori Schickel (BU), Chante Stonewall (DPU)

Honorable Mention: Tiana England (SJU), A'riana Gray (XU), Whitney Jennings (BU), Jovana Nogie (PC), Amani Wilborn (MU)

All-Freshman Team: Kadaja Bailey (SJU), Mary Baskerville (PC), Emily Esposito (VU), Lexi Held (DPU), Kaela Webb (PC)

Coach of the Year: Kurt Godlevske (BU)

Player of the Year: Natisha Hiedeman (MU)

Defensive Player of the Year: Michelle Weaver (BU)

Sixth-Woman Award: Allazia Blockton (MU)

Most Improved Player: Shadeen Samuels (SHU)

Freshman of the Year: Mary Baskerville (PC)

Sportsmanship Award: Jannah Tucker (VU), Ashton Millender (DPU)

Scholar-Athlete of the Year: Allazia Blockton (MU)

2017-18

First Team: Allazia Blockton (MU), Kelly Campbell (DPU), Mart'e Grays (DPU), Tori Schickel (BU), Dionna White (GU)

Second Team: Jaylyn Agnew (CU), Erika Davenport (MU), Audrey Faber (CU), Alex Louin (VU), Maya Singleton (SJU)

Honorable Mention: Mary Gedaka (VU), Whitney Jennings (BU), Sydney Lamberty (CU), Cynthia Petke (GU), Amani Wilborn (MU)

All-Freshman Team: Temi Carda (CU), Aaliyah Dunham (XU), Tiana England (SJU), Qadashah Hoppie (SJU), Chanell Williams (PC)

Coach of the Year: Carolyn Kieger (MU), Harry Perretta (VU)

Player of the Year: Allazia Blockton (MU)

Defensive Player of the Year: Dionna White (GU)

Sixth-Man Award: Mary Gedaka (VU)

Most Improved: Cynthia Petke (GU)

Freshman of the Year: Qadashah Hoppie (SJU)

Sportsmanship Award: Lauren Prochaska (DPU)

Scholar-Athlete of the Year: Allazia Blockton (MU)

2016-17

First Team: Allazia Blockton (MU), Audrey Faber (CU), Jacqui Grant (DPU), Brooke Schulte (DPU), Jade Walker (SJU)

Second Team: Erika Davenport (MU), Adrianna Hahn (VU), Marissa Janning (CU), Tori Schickel (BU), Dionna White (GU)

Honorable Mention: Dorothy Adomako (GU), Raeshaun Gaffney (XU), Natisha Hiedeman (MU), Aaliyah Lewis (SJU), Alex Louin (VU), Yoyo Nogie (PC)

All-Freshman Team: Jaylyn Agnew (CU), Kelly Campbell (DPU), Kaela Hilaire (SHU), Alisha Kebbe (SJU), Sydney Shelton (BU)

Coach of the Year: Doug Bruno (DPU)

Player of the Year: Brooke Schulte (DPU)

Defensive Player of the Year: Aaliyah Lewis (STJ), Jacqui Grant (DPU)

Sixth-Man Award: Tanita Allen (DPU)

Most Improved: Brooke Schulte (DPU), Brianna Rollerson (CU)

Freshman of the Year: Jaylyn Agnew (CU)

Sportsmanship Award: Lauren Works (CU)

Scholar-Athlete of the Year: Brooke Schulte (DPU)

2015-16

First Team: Caroline Coyer (VU), Danaejah Grant (STJ), Aliyyah Handford (STJ), Chanise Jenkins (DPU), Tabatha Richardson-Smith (SHU)

Second Team: Dorothy Adomako (GU), Allazia Blockton (MU), Jessica January (DPU), Megan Podkova (DPU), Dionna White (GU)

Honorable Mention: Audrey Faber (CU), Briana Glover (XU), Alex Louin (VU), Aleesha Powell (SHU), Shakena Richardson (SHU)

All-Freshman Team: Allazia Blockton (MU), Audrey Faber (CU), Adrianna Hahn (VU), Natisha Hiedeman (MU), Dionna White (GU)

Coach of the Year: Doug Bruno (DPU)

Player of the Year: Chanise Jenkins (DPU)

Defensive Player of the Year: Aliyyah Handford (STJ)

Sixth-Man Award: Adrianna Hahn (VU)

Most Improved: McKayla Yentz (MU)

Freshman of the Year: Allazia Blockton (MU)

Sportsmanship Award: Katherine Coyer (VU)

Scholar-Athlete of the Year: Megan Podkova (DPU)

2014-15

First Team: Caroline Coyer (VU), Aliyyah Handford (STJ), Brittany Hrynko (DPU), Marissa Janning (CU), Daisha Simmons (SHU), Ka-Deidre Simmons (SHU), Ijeoma Uchendu (BU)

Second Team: Alexis Akin-Otiko (CU), Danaejah Grant (STJ), Chanise Jenkins (DPU), Emily Leer (VU), Arlesia Morse (MU), Megan Podkova (DPU), Tabatha Richardson-Smith (SHU)

Honorable Mention: Dorothy Adomako (GU), Loryn Goodwin (BU), Jessica January (DPU), Amber Thompson (STJ)

All-Freshman Team: Dorothy Adomako (GU), Kenisha Bell (MU), Sydney Buck (BU), Tia Elbert (MU), Mart'e Grays (DPU), Sydney Lamberty (CU), Alex Louin (VU)

Coach of the Year: Tony Bozzella (SHU)

Player of the Year: Brittany Hrynko (DPU)

Defensive Player of the Year: Daisha Simmons (SHU)

Sixth-Man Award: Taylor Holeman (VU)

Most Improved: Alexis Akin-Otiko (CU)

Freshman of the Year: Dorothy Adomako (GU)

Sportsmanship Award: Marissa Janning (CU)

Scholar-Athlete of the Year: Brittany Hrynko (DPU)

2013-14

First Team: Marissa Janning (CU), Brittany Hrynko (DPU), Jasmine Penny (DPU), Katherine Plouffe (MU), Aliyyah Handford (SJU), Ka-Deidre Simmons (SHU), Devon Kane (VU)

Second Team: Daress McClung (BU), McKenzie Fujan (CU), Sarah Nelson (CU), Natalie Butler (GU), Andrea White (GU), Alexis Harris (PC), Tabatha Richardson-Smith (SHU)

Honorable Mention: Megan Rogowski (DPU), Liz Stratman (BU), Amber Thompson (SJU)

All-Freshman Team: Jessica January (DPU), Natalie Butler (GU), Faith Woodard (GU), Sarah Beal (PC), Jade Walker (SJU), Sidney Cook (SHU), Maddison Blackwell (XU)

Coach of the Year: Doug Bruno (DPU)

Player of the Year: Marissa Janning (CU)

Defensive Player of the Year: Liz Stratman (BU)

Sixth-Man Award: Caroline Coyer (VU)

Most Improved: Tabatha Richardson-Smith (SHU)

Freshman of the Year: Natalie Butler (GU)

Sportsmanship Award: Eugeneia McPherson (SJU)

Scholar-Athlete of the Year: Katherine Plouffe (MU)

2012-13

First Team: Stefanie Dolson (UConn), Kaleena Mosqueda-Lewis (UConn), Brittany Hrynko (DPU), Sugar Rodgers (GU), Shoni Schimmel (UofL), Natalie Achonwa (ND), Skylar Diggins (ND), Kayla McBride (ND), Nadirah McKeith (SJU), Shenneika Smith (SJU), Andrea Smith (USF), Kayla Alexander (SU)

Second Team: Dayeesha Hollins (CIN), Kelly Faris (UConn), Katherine Harry (DPU), Anna Martin (DPU), Antonita Slaughter (UofL), Katherine Plouffe (MU), Symone Roberts (PC), Brittany Morris (SHU), Andrell Smith (USF), Laura Sweeney (VU)

All-BIG EAST Honors | 1982-2022

Honorable Mention: Bria Hartley (UConn), Breanna Stewart (UConn), Jewell Loyd (ND), Brianna Kiesel (Pitt), Erica Wheeler (RU)

All-Freshman Team: Moriah Jefferson (UConn), Breanna Stewart (UConn), Chanise Jenkins (DPU), Brooklyn Pumroy (MU), Jewell Loyd (ND), Aliyyah Handford (SJU), Kahleah Copper (RU), Brainna Butler (SU), Brittney Sykes (SU), Alisia Jenkins (USF)

Coach of the Year: Muffet McGraw (ND)

Player of the Year: Skylar Diggins (ND)

Defensive Player of the Year: Kelly Faris (UConn)

Sixth-Man Award: Carmen Tyson-Thomas (SU)

Most Improved: Kelly Faris (UConn), Brittany Hrynko (DPU)

Freshman of the Year: Jewell Loyd (ND)

Sportsmanship Award: Anna Martin (DPU)

Scholar-Athlete of the Year: Anna Martin (DPU)

2011-12

First Team: Bria Hartley (UConn), Tiffany Hayes (UConn), Anna Martin (DPU), Sugar Rodgers (GU), Shoni Schimmel (UofL), Skylar Diggins (ND), Natalie Novosel (ND), Devereaux Peters (ND), Khadijah Rushdan (RU), Shenneika Smith (STJ), Asya Bussie (WVU)

Second Team: Dayeesha Hollins (UC), Kaleena Mosqueda-Lewis (UConn), April Sykes (RU), Nadirah McKeith (STJ), Da'Shena Stevens (STJ), Jasmine Crew (SHU), Jasmine Wynne (USF), Kayla Alexander (SU), Iasia Hemingway (SU), Laura Sweeney (VU)

Honorable Mention: Stefanie Dolson (UConn), Katherine Harry (DPU), Tia Magee (GU), Katherine Plouffe (MU), Monique Oliver (RU), Christal Caldwell (WVU)

All-Freshman Team: Kaleena Mosqueda-Lewis (UConn), Kiah Stokes (UConn), Brittany Hrynko (DPU), Bria Smith (UofL), Arlesia Morse (MU), Brianna Kiesel (Pitt), Betnijah Laney (RU), Amber Thompson (STJ), Lauren Burford (VU), Linda Stepney (WVU)

Coach of the Year: Kim Barnes Arico (STJ)

Player of the Year: Skylar Diggins (ND)

Defensive Player of the Year: Devereaux Peters (ND)

Sixth-Man Award: Kaleena Mosqueda-Lewis (UConn)

Most Improved: Jasmine Wynne (USF)

Freshman of the Year: Kaleena Mosqueda-Lewis (UConn)

Sportsmanship Award: Deanna Ortiz (DPU), Da'Sheena Stevens (STJ)

Scholar-Athlete of the Year: Da'Sheena Stevens (STJ)

2010-11

First Team: Tiffany Hayes (UConn), Maya Moore (UConn), Keisha Hampton (DPU), Sugar Rodgers (GU), Monique Reid (UofL), Angel Robinson (MU), Skylar Diggins (ND), Natalie Novosel (ND), Devereaux Peters (ND), Kayla Alexander (SU), Liz Repella (WVU)

Second Team: Bria Hartley (UConn), Sam Quigley (DPU), Tatiyana McMorris (MU), Taneisha Harrison (Pitt), Monique Oliver (RU), Khadijah Rushdan (RU), April Sykes (RU), Shenneika Smith (STJ), Da'Shena Stevens (STJ), Andrea Smith (USF), Madina Ali (WVU)

Honorable Mention: Kelly Farris (UConn), Felicia Chester (DPU), Monica McNutt (GU), Shoni Schimmel (UofL), Chelsea Cole (Pitt), Iasia Hemingway (SU)

All-Freshman Team: Kayla Cook (UC), Jeanise Randolph (UC), Stefanie Dolson (UConn), Bria Hartley (UConn), Shoni Schimmel (UofL), Sherrone Vails (UofL), Katherine Plouffe (MU), Natalie Achonwa (ND), Lauren Okafor (PC), Ka-Deidre Simmons (SHU)

Coach of the Year: Geno Auriemma (UConn)

Player of the Year: Maya Moore (UConn)

Defensive Player of the Year: Devereaux Peters (ND)

Sixth-Man Award: Taylor Pikes (DPU)

Most Improved: Natalie Novosel (ND)

Freshman of the Year: Bria Hartley (UConn)

Sportsmanship Award: Shelly Bellman (UC), Sam Quigley (DPU)

Scholar-Athlete of the Year: Maya Moore (UConn)

2009-10

First Team: Tina Charles (UConn), Kalana Greene (UConn), Jessica Lawson (USF), Chelsea Marandola (PC), Nicole Michael (SU), Maya Moore (UConn), Monique Reid (UofL), Liz Repella (WVU), Sugar Rodgers (GU), Lindsay Schrader (ND), Da'Shena Stevens (STJ)

Second Team: Ashley Barlow (ND), Skylar Diggins (ND), Keisha Hampton (DPU), Tiffany Hayes (UConn), Monica McNutt (GU), Sarah Miles (WVU), Sam Quigley (DPU), Brittany Ray (RU), Angel Robinson (MU), Kahla Roudebush (UC)

Honorable Mention: Korinne Campbell (WVA), Chelsea Cole (Pitt), Maria Getty (VU), Jania Sims (Pitt)

All-Freshman Team: Kayla Alexander (SU), Asya Bussie (WVU), Skylar Diggins (ND), Kelly Faris (UConn), Katherine Harry (DPU), Nadirah McKeith (STJ), Sugar Rodgers (GU), KaNeisha Saunders (USF), Sarina Simmons (MU), Shenneika Smith (STJ), Laura Sweeney (VU), Carmen Tyson-Thomas (SU)

Co-Coaches of the Year: Geno Auriemma (Connecticut) and Mike Carey (WVU)

Player of the Year: Tina Charles (UConn)

Defensive Player of the Year: Sarah Miles (WVU)

Sixth-Man Award: Laura Sweeney (VU)

Most Improved: Monique Reid (UofL)

Freshman of the Year: Sugar Rodgers (GU)

Sportsmanship Award: Maria Getty (VU)

Scholar-Athlete of the Year: Maya Moore (UConn)

2008-09

First Team: Candyce Bingham (UofL), Tina Charles (UConn), Shantia Grace (USF), Chandrea Jones (SU), Laura Kurz (VU), Angel McCoughtry (UofL), Renee Montgomery (UConn), Maya Moore (UConn), Epiphany Prince (RU), Lindsay Schrader (ND), Shavonte Zellous (Pitt)

Second Team: Ashley Barlow (ND), Takisha Granberry (WVU), Monique McLean (STJ), Deirdre Naughton (DPU), Liz Repella (WVU), Angel Robinson (MU), Kahla Roudebush (UC), Xenia Stewart (Pitt), Natasha Williams (DPU), Noteisha Womack (SHU)

Honorable Mention: Krystal Ellis (MU), Karee Houlette (GU), Nicole Michael (SU), Kia Vaughn (RU)

All-Freshman Team: Kandice Green (SHU), Keisha Hampton (DPU), Tiffany Hayes (UConn), Natalie Novosel (ND), Jessica Pachko (MU), Monique Reid (UofL), Shanasa Sanders (UC), Erica Solomon (ND), Da'Shena Stevens (STJ), Shawnice Wilson (Pitt)

Coach of the Year: Harry Perretta (VU)

Player of the Year: Maya Moore (UConn)

Defensive Player of the Year: Angel McCoughtry (UofL)

Sixth-Man Award: China Threatt (DPU)

Co-Most Improved: Laura Kurz (VU) and Sarah Miles (WVU)

Freshman of the Year: Da'Shena Stevens (STJ)

Sportsmanship Award: Renee Montgomery (UConn)

Scholar-Athlete of the Year: Jill Stephens (UC)

2007-08

First Team: Matee Ajavon (RU), Charel Allen (ND), Tina Charles (UConn), Krystal Ellis (MU), Angel McCoughtry (UofL), Renee Montgomery (UConn), Maya Moore (UConn), Epiphany Prince (RU), Allie Quigley (DPU), Olayinka Sanni (WVU), Shavonte Zellous (Pitt)

Second Team: Candyce Bingham (UofL), Meg Bulger (WVU), Essence Carson (RU), Shantia Grace (USF), Chandrea Jones (SU), Laura Kurz (VU), LaQuita Owens (WVU), Kia Vaughn (RU), Mercedes Walker (Pitt), Kia Wright (STJ)

Honorable Mention: Ashley Barlow (ND), Kieraah Marlow (GU), Nicole Michael (SU), Deirdre Naughton (DPU), Lindsay Schrader (ND), Ketia Swanier (UConn)

All-Freshman Team: Chelsea Cole (Pitt), Lorin Dixon (UConn), Mi-Khida Hankins (PC), Tasha Harris (SU), Taneisha Harrison (Pitt), Sky Lindsay (STJ), Brittany Mallory (ND), Maya Moore (UConn), Erica Morrow (SU), Devereaux Peters (ND), Angel Robinson (MU), Ebonie Williams (SHU)

Co-Coaches of the Year: Geno Auriemma (UConn) and Quentin Hillsman (SU)

Player of the Year: Maya Moore (UConn)

Defensive Player of the Year: Essence Carson (RU)

Sixth-Man Award: Ketia Swanier (UConn)

Most Improved: Epiphany Prince (RU)

Freshman of the Year: Maya Moore (UConn)

Sportsmanship Award: Meg Bulger (WVU)

Scholar-Athlete of the Year: Allie Quigley (DPU)

2006-07

First Team: Charel Allen (ND), Essence Carson (RU), Jessica Dickson (USF), Krystal Ellis (MU), Angel McCoughtry (UofL), Renee Montgomery (UConn), Christina Quaye (MU), Olayinka Sanni (WVU), Kia Vaughn (RU), Mercedes Walker (Pitt), Shavonte Zellous (Pitt)

Second Team: Matee Ajavon (RU), Tina Charles (UConn), Shantia Grace (USF), Kalana Green (UConn), Charde Houston (UConn), Chelsea Marandola (PC), Kieraah Marlow (GU), LaQuita Owens (WVU), Allie Quigley (DPU), Kia Wright (STJ)

Honorable Mention: Chakhia Cole (WVU), Jazz Covington (UofL), Monique McLean (STJ), Nicole Michael (SU), Elizbieta Mukosiej (SHU), Caprice Smith (DPU)

All-Freshman Team: Ashley Barlow (ND), Tina Charles (UConn), Kendria Holmes (PC), Carla Jacobs (UC), Melissa Lechlitner (ND), Kaili McLaren (UConn), Nicole Michael (SU), Epiphany Prince (RU), Brittany Ray (RU), Jania Sims (Pitt), Erica Williamson (ND)

Coach of the Year: Terri Mitchell (MU)

Player of the Year: Angel McCoughtry (UofL)

Defensive Player of the Year: Essence Carson (RU)

Most Improved: Shavonte Zellous (Pitt)

Freshman of the Year: Tina Charles (UConn)

Sportsmanship Award: Jenna Rubino (DPU)

Scholar-Athlete of the Year: Jenna Rubino (DPU)

2005-06

First Team: Matee Ajavon (RU), Angela Clark (STJ), Jazz Covington (UofL), Jessica Dickson (USF), Megan Duffy (ND), Cappie Pondexter (RU), Khara Smith (DPU), Ann Strother (UConn), Liad Suez-Karni (VU), Mercedes Walker (Pitt), Kia Wright (STJ)

Second Team: Meg Bulger (WVU), Essence Carson (RU), Treasure Humphries (UC), Carolyn Kieger (MU), Kieraah Marlow (GU), Christina Quaye (MU), Allie Quigley (DPU), Jenna Rubino (DPU), Vaida Sipaviciute (SU), Barbara Turner (UConn), Mallorie Winn (Pitt)

Honorable Mention: Monique Blake (SHU), Charde Houston (UConn), Mel Thomas (UConn)

All-Freshman Team: Shelly Bellman (UC), Krystal Ellis (MU), Chelsea Marandola (PC), Angel McCoughtry (UofL), Renee Montgomery (UConn)

Coach of the Year: Kim Barnes Arico (STJ)

Player of the Year: Cappie Pondexter (RU)

Defensive Player of the Year:

Essence Carson (RU)

All-BIG EAST Honors | 1982-2022

Most Improved: Mel Thomas (UConn)
Freshman of the Year: Renee Montgomery (UConn)
Sportsmanship Award: Carolyn Kieger (MU)
Scholar-Athlete of the Year: Megan Duffy (ND)

2004-05

First Team: Meg Bulger (WVU), Jacqueline Batteast (ND), Jessalyn Deveny (BC), Megan Duffy (ND), Cappie Pondexter (RU), Ann Strother (UConn)
Second Team: Jackie Adamshick (VU), Matee Ajavon (RU), Yolanda Paige (WVU), Liad Suez (VU), Kia Wright (STJ)
Third Team: Ashley Bush (SHU), Michelle Campbell (RU), Clare Drosch (BC), Charde Houston (UConn), Chelsea Newton (RU)
Honorable Mention: Jessica Moore (UConn), Barbara Turner (UConn), Mercedes Walker (Pitt)
All-Freshman Team: Matee Ajavon (RU), Charel Allen (ND), Charde Houston (UConn), Kieraah Marlow (GU), Mercedes Walker (Pitt)
Coach of the Year: C. Vivian Stringer (RU)
Player of the Year: Jacqueline Batteast (ND)
Defensive Player of the Year: Chelsea Newton (RU)
Most Improved: Michelle Campbell (RU)
Freshman of the Year: Matee Ajavon (RU)
Sportsmanship Award: Jen Hilgenberg (VU)
Scholar-Athlete of the Year: Ashley Bush (SHU)

2003-04

First Team: Jacqueline Batteast (ND), Rebekkah Brunson (GU), Jessalyn Deveny (BC), Tamara James (UM), Cappie Pondexter (RU), Diana Taurasi (UConn)
Second Team: Kate Bulger (WVU), Amber Jacobs (BC), Ieva Kublina (VT), Courtney Mix (VU), Barbara Turner (UConn)
Third Team: Chanivia Broussard (Miami), Julie McBride (SU), Yolanda Paige (WVU), Ann Strother (UConn), Liad Suez (VU)
Honorable Mention: Megan Duffy (ND), Latoya Kincaid (Pitt), Yolanda McCormick (Miami)
All-Freshman Team: Monique Blake (SHU), Meg Bulger (WVU), Angie Clark (STJ), Lauren Kohn (SU), Heta Korpivaara (SHU), Liz Sherwood (UConn)
Coach of the Year: Mike Carey (WVU)
Player of the Year: Diana Taurasi (UConn)
Defensive Player of the Year: Rebekkah Brunson (GU)
Most Improved: Megan Duffy (ND)
Freshman of the Year: Meg Bulger (WVU)
Sportsmanship Award: Sherri Brown (STJ)
Scholar-Athlete of the Year: Courtney Mix (VU)

2002-03

First Team: Rebekkah Brunson (GU), Becky Gottstein (BC), Trish Juhline (VU), Ieva Kublina (VT), Cappie Pondexter (RU), Diana Taurasi (UConn)
Second Team: Jacqueline Batteast (ND), Katie Davis (VU), Jessalyn Deveny (BC), Tamara James (Miami), Julie McBride (SU)
Third Team: Kate Bulger (WVU), Mauri Horton (RU), Shannon Perry (SU), Laine Selwyn (Pitt), Ann Strother (UConn)
Honorable Mention: Amber Jacobs (BC), Courtney Mix (VU), Alicia Ratay (ND), Brianna Stepherson (BC)
All-Rookie Team: Tamara James (Miami), Courtney LaVere (ND), Carrie Mason (VT), Cappie Pondexter (RU), Ann Strother (UConn), Barbara Turner (UConn)
Coach of the Year: Geno Auriemma (UConn)
Player of the Year: Diana Taurasi (UConn)
Defensive Player of the Year: Ashley Battle (UConn)
Most Improved: Jessalyn Deveny (BC)
Rookie of the Year: Cappie Pondexter (RU)
Sportsmanship Award: Leslie Ardon (SHU)
Scholar-Athlete of the Year: Alicia Ratay (ND)

2001-02

First Team: Sue Bird (UConn), Swin Cash (UConn), Asjha Jones (UConn), Trish Juhline (VU), Alicia Ratay (ND), Diana Taurasi (UConn)
Second Team: Jacqueline Batteast (ND), Chanivia Broussard (Miami), Kate Bulger (WVU), Ieva Kublina (VT), Brianna Stepherson (BC)
Third Team: Davalyn Cunningham (RU), Sarah Hicks (VT), Jaime James (SU), Julie McBride (SU), Tamika Williams (UConn)
Honorable Mention: Rebekkah Brunson (GU), Nicole Conway (BC), Mimi Riley (VU), Meghan Saake (Miami), Laine Selwyn (Pitt)
All-Rookie Team: Jacqueline Batteast (ND), Clare Drosch (BC), Mary Lisicky (GU), Yolanda Paige (WVU), Jessica Simmonds (PC), Sherell Sowho (WVU)
Coach of the Year: Geno Auriemma (UConn)
Player of the Year: Sue Bird (UConn)
Defensive Player of the Year: Meghan Saake (Miami)
Most Improved Player: Ieva Kublina (VT)
Rookie of the Year: Mimi Riley (VU)
Sportsmanship Award: Mimi Riley (VU)
Scholar-Athlete of the Year: Nicole Conway (BC)

2000-01

First Team: Svetlana Abrosimova (UConn), Sue Bird (UConn), Niele Ivey (ND), Ruth Riley (ND), Tasha Pointer (RU)
Second Team: Swin Cash (UConn), Becky Gottstein (BC), Shea Ralph (UConn), Katie Smrcka-Duffy (GU), Tere Williams (VT)
Third Team: Brandi Barnes (VU), Arminda Moreno (SHU), Alicia Ratay (ND), Beth Record (SU), Tammy Sutton-Brown (RU)
Honorable Mention: Davalyn Cunningham (RU), Trish Juhline (VU), Kelley Siemon (ND)
All-Rookie Team: Chanivia Broussard (Miami), Rebekkah Brunson (GU), Kate Bulger (WVU), Amber Jacobs (BC), Diana Taurasi (UConn)
Coach of the Year: Muffet McGraw (ND)
Player of the Year: Ruth Riley (ND)
Defensive Player of the Year: Ruth Riley (ND)
Most Improved Player: Kelley Siemon (ND)
Rookie of the Year: Rebekkah Brunson (GU)
Scholar-Athlete of the Year: Ruth Riley (ND)

1999-00

First Team: Svetlana Abrosimova (UConn), Cal Bouchard (BC), Shea Ralph (UConn), Ruth Riley (ND), Shawnetta Stewart (RU)
Second Team: Sue Bird (UConn), Niele Ivey (ND), Tasha Pointer (RU), Jenea Skeeters (VU), Katie Smrcka-Duffy (GU)
Third Team: Swin Cash (UConn), Jamie Cournoyer (BC), Alissa Murphy (BC), Beth Record (SU), Tamika Williams (UConn)
All-Rookie Team: Trish Juhline (VU), Kenitra Johnson (UConn), Shannon Perry (SU), Alicia Ratay (ND), Mandy Wittenmyer (Pitt)
Coach of the Year: Geno Auriemma (UConn), Traci Waites (Pitt)
Player of the Year: Shea Ralph (UConn)
Defensive Player of the Year: Ruth Riley (ND)
Most Improved Player: Jamie Cournoyer (BC)
Rookie of the Year: Alicia Ratay (ND)
Scholar-Athlete of the Year: Cal Bouchard (BC)

1998-99

First Team: Svetlana Abrosimova (UConn), Kym Hope (Miami), Tasha Pointer (RU), Ruth Riley (ND), Shawnetta Stewart (RU)
Second Team: Katie Smrcka-Duffy (GU), Sheila McMillen (ND), Alissa Murphy (BC), Shea Ralph (UConn), Tomora Young (RU)

Third Team: Ebony Dickinson (STJ), Niele Ivey (ND), Jennifer Jordan (Miami), Paula Moore (SU), Tammy Sutton-Brown (RU)
All-Rookie Team: Becky Gottstein (BC), Jaime James (SU), Asjha Jones (UConn), Brianna Stepherson (BC), Tamika Williams (UConn)
Coach of the Year: Cathy Inglese (BC)
Player of the Year: Svetlana Abrosimova (UConn)
Defensive Player of the Year: Ruth Riley (ND)
Most Improved Player: Alissa Murphy (BC)
Rookie of the Year: Tamika Williams (UConn)
Scholar-Athlete of the Year: Rebecca Sturbridge (WVU)

1997-98

First Team: Cal Bouchard (BC), Octavia Blue (Miami), Kym Hope (Miami), Nykesha Sales (UConn), Tomora Young (RU)
Second Team: Svetlana Abrosimova (UConn), Teakya Barnes (SU), Jenn Beisel (VU), Danielle Golay (SHU), Natasha Pointer (RU), Rita Williams (UConn)
Third Team: Jenny Higgins (VU), Mollie Peirick (ND), Paige Sauer (UConn), Whitney Steele (BC), Sylita Thomas (GU)
All-Rookie Team: Svetlana Abrosimova (UConn), Jen Gombotz (PC), Linda Miles (RU), Natasha Pointer (RU), Ruth Riley (ND)
Coach of the Year: C. Vivian Stringer (RU)
Player of the Year: Nykesha Sales (UConn)
Defensive Player of the Year: Nykesha Sales (UConn)
Most Improved Player: Jenny Higgins (VU)
Rookie of the Year: Natasha Pointer (RU)
Scholar-Athlete of the Year: Raquel Nurse (SU)

1996-97

First Team: Katryna Gaither (ND), Holly Porter (BC), Kara Wolters (UConn), Beth Morgan (ND), Nykesha Sales (UConn)
Second Team: Ebiho Ahonkhai (GU), Nadine Malcolm (PC), Dana Wynne (SHU), Talisha Hargis (WVU), Carla Berube (UConn)
Third Team: Octavia Blue (Miami), Desma Thomas (Miami), Maria Tchobanova (WVU), Kerri Chatten (PC), Tomora Young (RU)
All-Rookie Team: Cal Bouchard (BC), Usha Gilmore (RU), Paula Moore (SU), Shea Ralph (UConn), Jenea Skeeters (VU)
Coach of the Year: Geno Auriemma (UConn)
Player of the Year: Kara Wolters (UConn)
Defensive Player of the Year: Nykesha Sales (UConn)
Most Improved Player: Kym Hope (Miami)
Rookie of the Year: Shea Ralph (UConn)
Scholar-Athlete of the Year: Kristyn Cool (SU)

1995-96

First Team: Jennifer Rizzotti (UConn), Beth Morgan (ND), Kara Wolters (UConn), Katryna Gaither (ND), Dana Wynne (SHU)
Second Team: Nadine Malcolm (PC), Denise Dillon (VU), Holly Porter (BC), Susan Glenning (VU), Nykesha Sales (UConn)
Third Team: Octavia Blue (Miami), Ebiho Ahonkhai (GU), Kristen McCorry (SU), Talisha Hargis (WVU), Liz Hanson (RU)
All-Rookie Team: Sylita Thomas (GU), Danielle Golay (SHU), Susan Blausler (RU), Kimberly Smith (GU), Amanda West (BC)
Coach of the Year: Harry Perretta (VU)
Player of the Year: Jennifer Rizzotti (UConn)
Rookie of the Year: Kimberly Smith (GU)
Scholar-Athlete of the Year: Jennifer Rizzotti (UConn)

All-BIG EAST Honors | 1982-2022

1994-95

First Team: Rebecca Lobo (UConn), Dana Wynne (SHU), Denise Dillon (VU), Jennifer Rizzotti (UConn), Tawana Jackson (STJ)

Second Team: Dawn Johnson (SHU), Jamelle Elliott (UConn), Kara Wolters (UConn), Carol Morton (Pitt), Michele Thornton (VU)

Third Team: Holly Porter (BC), Jenine Joyce (Pitt), Kristen McCory (SU), Colleen Hanrahan (GU), Kristyn Cook (SU)

All-Rookie Team: Nykesha Sales (UConn), Kerri Chatten (PC), Octavia Blue (Miami), Latia Howard (Pitt), Sandy Mitchell (SHU), Raquel Nurse (SU)

Coach of the Year: Geno Auriemma (UConn)

Player of the Year: Rebecca Lobo (UConn)

Rookie of the Year: Nykesha Sales (UConn)

Scholar-Athlete of the Year: Rebecca Lobo (UConn)

1993-94

First Team: Rebecca Lobo (UConn), Stefanie Goettsche (PC), Jonna Huemrich (Pitt), Jodi Brooks (SHU), Kerry Curran (BC)

Second Team: Denise Dillon (VU), Pam Odom (STJ), Jamelle Elliott (UConn), Nadira Ricks (GU), Jennifer Rizzotti (UConn)

Third Team: Holly Porter (BC), Desma Thomas (Miami), Dawn Johnson (SHU), Shamona Marable (SHU), Jill Colabrese (Pitt), Lucie Fontanella (PC)

All-Rookie Team: Holly Porter (BC), Carla Berube (UConn), Kara Wolters (UConn), Dana Wynne (SHU), Mandy Saunders (PC)

Coach of the Year: Phyllis Mangina (SHU)

Player of the Year: Rebecca Lobo (UConn)

Rookie of the Year: Holly Porter (BC)

Scholar-Athlete of the Year: Rebecca Lobo (UConn)

1992-93

First Team: Sarah Behn (BC), Kris Witfill (GU), Vicki Plowden (Miami), Rebecca Lobo (UConn), Jonna Huemrich (Pitt)

Second Team: Jodi Brooks (SHU), Erin Kenneally (SU), Leni Wilson (GU), Nikki Benedix (VU), Della Wilson (Miami)

Third Team: Holly Rilinger (Miami), Sonya Lewis (PC), Pam Odom (STJ), Turia Ransom (Pitt), Lucie Fontanella (PC)

All-Rookie Team: Jennifer Rizzotti (UConn), Holly Rilinger (Miami), Denise Dillon (UConn), Jamelle Elliott (UConn), Lori Penrod (PC)

Coach of the Year: Patrick Knapp (GU)

Player of the Year: Kris Witfill (GU)

Co-Rookies of the Year:

Holly Rilinger (Miami), Jennifer Rizzotti (UConn)

Scholar-Athlete of the Year: Erin Kenneally (SU)

1991-92

First Team: Frances Savage (Miami), Tracy Lis (PC), Wendy Davis (UConn), Vicki Plowden (Miami), Sarah Behn (BC)

Second Team: Leni Wilson (GU), Nikki Benedix (VU), Cozette Ballentine (STJ), Jonna Huemrich (Pitt), Kris Witfill (GU), Jeannie Hebert (Miami)

Third Team: Meghan Pattysen (UConn), Tina Ogden (STJ), Stephanie Cole (PC), Kerry Curran (BC), Erin Kenneally (SU)

All-Rookie Team: Rebecca Lobo (UConn), Dawn Johnson (SHU), Amanda Makarewicz (SHU), Angel Lewis (SU), Michele Thornton (VU)

Coach of the Year: Ferne Labati (Miami)

Player of the Year: Frances Savage (Miami)

Rookie of the Year: Rebecca Lobo (UConn)

Special Achievement Award: Tracy Lis (PC)

Scholar-Athlete of the Year: Wendy Davis (UConn)

1990-91

First Team: Kerry Bascom (UConn), Cozette Ballentine (STJ), Lorri Johnson (Pitt), Tracy Lis (PC), Shanya Evans (PC), Laura Lishness (UConn)

Second Team: Sarah Behn (BC), Tina Ogden (STJ), Holly Oslander (SU), Margaret McKeon (STJ), Kris Witfill (GU)

Third Team: Kelley Moore (SHU), Carla Wenger (BC), Meghan Pattysen (BC), Kris Durham (SHU), Wendy Davis (BC)

All-Rookie Team: Jonna Huemrich (Pitt), Lucie Fontanella (PC), Jennifer Mead (PC), Kerry Curran (BC), Jodi Brooks (SHU)

Coach of the Year: Joe Mullaney, Jr. (STJ)

Player of the Year: Kerry Bascom (UConn)

Rookie of the Year: Jonna Huemrich (Pitt)

Scholar-Athlete of the Year: Carla Wenger (BC)

1989-90

First Team: Kerry Bascom (UConn), Andrea Mangum (PC), Dottie VanGheem (PC), Sabrina Johnson (STJ), Shanya Evans (PC)

Second Team: Tonya Hendrix (SU), Carla Wenger (BC), Lorri Johnson (Pitt), Sue Fritsch (BC), Laura Lishness (UConn), Kris Durham (SHU)

Third Team: Tracy Lis (PC), Connie Hurt (Pitt), Kris Lamb (UConn), Amy LaCombe (BC), Sarah Behn (BC)

All-Rookie Team: Sarah Behn (BC), Kris Witfill (GU), Kathy Ferrier (UConn), Maureen McConnell (Pitt), Erin Kenneally (SU), Turia Ransom (Pitt)

Coach of the Year: Phyllis Mangina (SHU)

Player of the Year: Kerry Bascom (UConn)

Rookie of the Year: Sarah Behn (BC)

Scholar-Athlete of the Year: Angela Alson (SU)

1988-89

First Team: Helen Koskinen (VU), Sabrina Johnson (STJ), Lorri Johnson (Pitt), Kerry Bascom (UConn), Geraldine Saintilus (SHU)

Second Team: Kris Lamb (UConn), Amy LaCombe (BC), Debbie Hartnett (SHU), Andrea Mangum (PC), Liz Lawlor (PC)

Third Team: Shanya Evans (PC), Sue Fritsch (BC), Felisha Legette (SU), Tonya Hendrix (SU), Leslie Bjerstedt (BC)

All-Rookie Team: Tracy Lis (PC), Peggi Jewell (GU), Kelley Moore (SHU), Rosemary Magarity (VU), Meghan Pattysen (UConn)

Coach of the Year: Geno Auriemma (UConn)

Player of the Year: Kerry Bascom (UConn)

Rookie of the Year: Tracy Lis (PC)

Scholar-Athlete of the Year: Geraldine Saintilus (SHU)

1987-88

First Team: Sue Ludwig (SU), Ann Odooy (BC), Renee Najarian (UConn), Lisa Angelotti (VU), Beth Knight (GU)

Second Team: Lisa Smith (STJ), Simone Courtlandt (SU), Dolores Dixon (STJ), Debbie Hartnett (SHU), Doreen Ferguson (PC)

All-Rookie Team: Sandy Litkenhaus (VU), Shanya Evans (PC), Laura Lishness (UConn), Kerry Bascom (UConn), Davita Smith (SU)

Coach of the Year: Barbara Jacobs (SU)

Player of the Year: Lisa Angelotti (VU)

Freshman of the Year:

Laura Lishness (UConn)

Scholar-Athlete of the Year: Vera Jones (SU)

1986-87

First Team: Shelly Pennefather (VU), Lynn Tighe (VU), Mary Burke (PC), Doris Sable (PC), Renee Najarian (UConn)

Second Team: Felisha Legette (SU), Sue Ludwig (SU), Kathy Sweet (BC), Lisa Smith (STJ), Lisa Angelotti (VU)

All-Rookie Team: Kris Lamb (UConn), Heidi Robbins (UConn), Andrea Mangum (PC), Danene Hopson (SU), Jennifer Shingler (Pitt)

Coach of the Year: Harry Perretta (VU)

Player of the Year: Shelly Pennefather (VU)

Freshman of the Year: Kris Lamb (UConn)

Scholar-Athlete of the Year: Kathy Sweet (BC)

1985-86

First Team: Shelly Pennefather (VU), Britt King (PC), Felisha Legette (SU), Jackie Smith (STJ), Peggy Walsh (UConn)

Second Team: Mary Burke (PC), Doris Sable (PC), Marie Grant (BC), Kathy Sweet (BC), Janice Long (SU)

All-Freshman Team: Nikki Arwood (GU), Geraldine Saintilus (SHU), Maureen Conley (STJ), Brenda Ginaitt (STJ), Debbie Hartnett (SHU)

Coach of the Year: Bob Foley (PC)

Player of the Year: Shelly Pennefather (VU)

Freshman of the Year:

Geraldine Saintilus (SHU)

Scholar-Athlete of the Year: Joan Powers (PC)

1984-85

First Team: Shelly Pennefather (VU), Jennifer Bruce (Pitt), Maura Gill (GU), Janet Roos (STJ), Jadeane Daye (SU)

Second Team: Mary Burke (PC), Britt King (PC), Leigh Curl (UConn), Toni Igrac (SU), Marie Grant (BC)

All-Rookie Team: Felisha Legette (SU), Lisa Angelotti (VU), Beth Knight (GU), Kathy O'Reilly (SHU), Ann Odooy (BC)

Coach of the Year: Margo Plotzke (BC)

Player of the Year: Shelly Pennefather (VU)

Freshman of the Year: Felisha Legette (SU)

1983-84

First Team: Jennifer Bruce (Pitt), Kathy Finn (PC), Nancy Bernhardt (VU), Chris Palombi (SU), Gloria Bradley (SHU)

Second Team: Shelly Pennefather (VU), Ann Marie McNamee (STJ), Janet Roos (STJ), Leslie Fairbanks (SHU), Diane Toliver (GU)

All-Rookie Team: Shelly Pennefather (VU), Julie Callan (Pitt), Doris Sable (PC), Janice Long (SU), Kathy Sweet (BC), Ann Marie Gothard (GU)

Coach of the Year: Judy Saurer (Pitt)

Co-Players of the Year:

Jennifer Bruce (Pitt) and Kathy Finn (PC)

Freshman of the Year: Shelly Pennefather (VU)

1982-83

First Team: Debbie Beckford (STJ), Jennifer Bruce (Pitt), Pam Miklasevich (Pitt), Kathie Beisel (VU), Nancy Bernhardt (VU), Kathy Finn (PC)

Honorable Mention: Kerry Phayre (PC), Marcia Foster (SHU), Anne Flannery (SU)

Coach of the Year: Don Perrelli (STJ)

Player of the Year: Debbie Beckford (STJ)

Freshman of the Year: Ann Marie McNamee (STJ)

All-Time Standings | 1982-2022

2021-22	BIG EAST	Overall
UConn	16-1	30-6
Villanova	15-4	24-9
Creighton	15-5	23-10
DePaul	14-6	22-11
Marquette	13-7	23-11
Seton Hall	12-8	24-13
St. John's	7-12	12-19
Providence	6-14	11-19
Georgetown	4-15	10-19
Xavier	4-16	9-21
Butler	0-18	1-27

NCAA - UConn, Creighton, DePaul, Villanova
WNIT - Marquette, Seton Hall

2020-21	BIG EAST	Overall
UConn	18-0	28-2
Marquette	14-4	19-7
Seton Hall	12-5	14-7
DePaul	11-5	14-10
Villanova	9-5	17-7
Creighton	6-7	10-12
Providence	4-10	7-14
St. John's	4-12	8-15
Xavier	2-8	5-10
Butler	3-15	3-17
Georgetown	2-14	2-15

NCAA - UConn, Marquette
WNIT - Creighton, DePaul, Villanova

2019-20	BIG EAST	Overall
DePaul	15-3	28-5
Marquette	13-5	24-8
Creighton	11-7	19-11
Butler	11-7	19-11
St. John's	11-7	19-12
Seton Hall	11-7	19-12
Villanova	11-7	18-13
Providence	3-15	13-19
Georgetown	2-16	5-25
Xavier	2-16	3-27

National postseasons were cancelled due to pandemic

2018-19	BIG EAST	Overall
Marquette	15-3	27-8
DePaul	14-4	26-8
Butler	11-7	23-10
Villanova	9-9	19-13
Georgetown	9-9	19-16
Providence	8-10	19-16
Creighton	8-10	15-16
Seton Hall	7-11	15-16
St. John's	7-11	15-16
Xavier	2-16	11-19

NCAA - DePaul, Marquette
WNIT - Butler, Georgetown, Providence, Seton Hall, Villanova

2017-18	BIG EAST	Overall
DePaul	15-3	27-8
Marquette	15-3	24-10
Villanova	12-6	23-9
Creighton	11-7	19-13
St. John's	9-9	19-15
Georgetown	9-9	16-16
Seton Hall	7-11	16-16
Butler	6-12	15-17
Xavier	3-15	10-20
Providence	3-15	10-21

NCAA - Creighton, DePaul, Marquette, Villanova
WNIT - Georgetown, St. John's, Seton Hall

2016-17	BIG EAST	Overall
DePaul	16-2	27-8
Creighton	16-2	24-8
Marquette	13-5	25-8
St. John's	11-7	22-12
Villanova	11-7	20-15
Georgetown	9-9	17-13
Xavier	4-14	12-18
Providence	4-14	12-18
Seton Hall	4-14	12-19
Butler	2-16	6-25

NCAA - Creighton, DePaul, Marquette
WNIT - Georgetown, St. John's, Villanova

2015-16	BIG EAST	Overall
DePaul	16-2	27-9
Seton Hall	12-6	23-9
Villanova	12-6	20-12
St. John's	11-7	23-10
Georgetown	9-9	16-14
Marquette	9-9	14-16
Xavier	8-10	17-13
Creighton	8-10	17-18
Butler	4-14	10-21
Providence	1-17	5-24

NCAA - DePaul, Seton Hall, St. John's
WNIT - Georgetown, Creighton, Villanova

2014-15	BIG EAST	Overall
Seton Hall	15-3	28-6
DePaul	15-3	27-8
Villanova	12-6	22-14
St. John's	11-7	23-11
Creighton	10-8	17-14
Butler	10-8	14-16
Xavier	8-10	18-15
Marquette	4-14	9-22
Providence	3-15	6-24
Georgetown	2-16	4-27

NCAA - DePaul, Seton Hall
WNIT - St. John's, Creighton, Villanova

2013-14	BIG EAST	Overall
DePaul	15-3	29-7
St. John's	13-5	23-11
Villanova	12-6	23-9
Creighton	12-6	20-14
Marquette	11-7	22-11
Butler	10-8	15-16
Seton Hall	8-10	20-14
Georgetown	4-14	11-21
Xavier	3-15	8-23
Providence	2-16	7-23

NCAA - DePaul, St. John's
WNIT - Butler, Creighton, Marquette, Seton Hall, Villanova

2012-13	BIG EAST	Overall
Notre Dame	16-0	35-2
Connecticut	14-2	35-4
Syracuse	11-5	24-8
Louisville	11-5	29-9
St. John's	11-5	18-13
Villanova	9-7	21-11
DePaul	9-7	21-12
USF	9-7	22-11
Rutgers	7-9	16-14
Marquette	7-9	16-16
Georgetown	5-11	15-16
Seton Hall	5-11	11-20
Cincinnati	4-12	12-18
Providence	2-14	7-23
Pittsburgh	0-16	9-21

NCAA - Connecticut (National Champions), DePaul, Louisville (Final Four), Notre Dame (Final Four), St. John's, USF, Syracuse, Villanova
WNIT - Marquette

2011-12	BIG EAST	Overall
Notre Dame	15-1	35-4
St. John's	13-3	24-10
Connecticut	13-3	33-5
Georgetown	11-5	23-9
West Virginia	11-5	24-10
Rutgers	10-6	22-10
Louisville	10-6	23-10
DePaul	9-7	23-11
USF	8-8	19-16
Villanova	6-10	19-15
Cincinnati	6-10	16-16
Syracuse	6-10	22-15
Providence	5-11	13-17
Marquette	4-12	14-17
Seton Hall	1-15	8-23
Pittsburgh	0-16	8-22

NCAA - Connecticut (Final Four), DePaul, Georgetown, Louisville, Notre Dame (Final Four), Rutgers, St. John's, West Virginia
WNIT - Cincinnati, USF, Syracuse, Villanova

2010-11	BIG EAST	Overall
Connecticut	16-0	36-2
DePaul	13-3	29-7
Notre Dame	13-3	31-8
Rutgers	11-5	20-13
Marquette	10-6	24-9
Louisville	10-6	22-13
St. John's	9-7	22-11
Georgetown	9-7	24-11
Syracuse	9-7	25-10
West Virginia	8-8	24-10
Providence	6-10	13-16
Pittsburgh	5-11	14-17
USF	3-13	12-19
Villanova	3-13	12-19
Cincinnati	2-14	9-20
Seton Hall	1-15	8-22

NCAA - Connecticut (Final Four), DePaul, Georgetown, Louisville, Marquette, Notre Dame (Final Four), Rutgers, St. John's, West Virginia
WNIT - Syracuse

2009-10	BIG EAST	Overall
Connecticut	16-0	39-0
West Virginia	5-11	18-15
Georgetown	7-9	20-14
St. John's	4-12	19-15
Notre Dame	10-6	22-9
Rutgers	9-7	21-13
DePaul	10-6	23-10
Providence	4-12	10-20
Syracuse	5-11	17-15
Marquette	7-9	17-16
USF	8-8	27-10
Pittsburgh	12-4	25-8
Louisville	14-2	34-5
Cincinnati	3-13	14-17
Villanova	10-6	19-14
Seton Hall	4-12	17-14

NCAA - Connecticut (National Champions), DePaul, Georgetown, Notre Dame, Rutgers, St. John's, West Virginia
WNIT - Marquette, Pittsburgh, Providence, USF, Syracuse

All-Time Standings | 1982-2022

2008-09	BIG EAST	Overall
Connecticut	16-0	39-0
Louisville	14-2	34-5
Pittsburgh	12-4	25-8
Villanova	10-6	19-14
Notre Dame	10-6	22-9
DePaul	10-6	23-10
Rutgers	9-7	21-13
USF	8-8	27-10
Marquette	7-9	17-16
Georgetown	7-9	20-14
West Virginia	5-11	18-15
Syracuse	5-11	17-15
St. John's	4-12	19-15
Providence	4-12	10-20
Seton Hall	4-12	17-14
Cincinnati	3-13	14-17

NCAA - **Connecticut (National Champions)**, DePaul, Louisville (Final Four), Notre Dame, Pittsburgh, Rutgers, Villanova
WNIT - Georgetown, Marquette, St. John's USF (Champions), Syracuse, West Virginia

2007-08	BIG EAST	Overall
Connecticut	15-1	36-2
Rutgers	14-2	27-7
West Virginia	12-4	25-8
Notre Dame	11-5	25-9
Pittsburgh	10-6	24-11
Syracuse	10-6	22-9
Louisville	10-6	26-10
Marquette	8-8	21-14
DePaul	8-8	20-12
St. John's	7-9	18-15
USF	5-11	16-16
Villanova	5-11	17-16
Georgetown	5-11	15-14
Seton Hall	3-13	13-15
Cincinnati	3-13	12-16
Providence	2-14	12-17

NCAA - Connecticut (Final Four), DePaul, Louisville, Notre Dame, Pittsburgh, Rutgers, Syracuse, West Virginia
WNIT - Marquette (Champions), St. John's, USF, Villanova

2006-07	BIG EAST	Overall
Connecticut	16-0	32-4
Rutgers	12-4	27-9
Marquette	12-4	26-7
West Virginia	11-5	21-11
Louisville	10-6	27-8
Pittsburgh	10-6	24-9
Notre Dame	10-6	20-12
USF	9-7	21-12
Seton Hall	9-7	19-12
DePaul	8-8	19-13
Cincinnati	6-10	15-14
St. John's	4-12	8-20
Providence	3-13	13-16
Syracuse	3-13	9-20
Georgetown	3-13	13-16
Villanova	2-14	8-21

NCAA - Connecticut, DePaul, Louisville, Marquette, Notre Dame, Pittsburgh, Rutgers (Final Four) West Virginia
WNIT - Seton Hall, USF

2005-06	BIG EAST	Overall
Rutgers	16-0	27-5
Connecticut	14-2	32-5
DePaul	11-5	27-7
St. John's	11-5	22-8
Louisville	10-6	19-10
Pittsburgh	9-7	22-11
USF	9-7	19-12
Villanova	9-7	21-11
Marquette	9-7	22-11
Notre Dame	8-8	18-12
Cincinnati	7-9	17-12
West Virginia	4-12	15-16
Georgetown	3-13	10-17
Providence	3-13	8-19
Seton Hall	3-13	6-21
Syracuse	2-14	9-18

NCAA - Connecticut, DePaul, Louisville, Notre Dame, Rutgers, St. John's, USF
WNIT - Cincinnati, Marquette, Pittsburgh, Villanova

2004-05	BIG EAST	Overall
Rutgers	14-2	28-7
Notre Dame	13-3	27-6
Connecticut	13-3	25-8
Boston College	10-6	20-10
Villanova	10-6	19-12
Georgetown	7-9	12-16
West Virginia	7-9	21-13
St. John's	7-9	20-11
Seton Hall	6-10	14-14
Pittsburgh	5-11	13-15
Syracuse	4-12	13-16
Providence	0-16	1-27

NCAA - Boston College, Connecticut, Notre Dame, Rutgers
WNIT - St. John's, West Virginia, Villanova

2003-04	BIG EAST	Overall
Connecticut	14-2	31-4
Notre Dame	12-4	21-11
Villanova	12-4	23-7
Miami	11-5	22-7
Boston College	11-5	27-7
West Virginia	10-6	21-11
Rutgers	10-6	21-12
Virginia Tech	10-6	23-8
Georgetown	7-9	13-15
Seton Hall	6-10	15-15
St. John's	4-12	10-18
Syracuse	3-13	6-21
Pittsburgh	2-14	6-20
Providence	0-16	4-23

NCAA - Boston College, **Connecticut (National Champions)**, Miami, Notre Dame, Rutgers, Villanova, Virginia Tech, West Virginia
WNIT - Seton Hall

2002-03	BIG EAST	Overall
Connecticut	16-0	37-1
Rutgers	13-3	21-8
Villanova	12-4	28-6
Boston College	12-4	22-9
Virginia Tech	10-6	22-10
Notre Dame	10-6	21-11
Miami	8-8	18-13
Seton Hall	7-9	14-15
Georgetown	6-10	15-14
Syracuse	5-11	10-18
Pittsburgh	4-12	12-16
West Virginia	4-12	15-13
Providence	3-13	9-118
St. John's	2-14	8-19

NCAA - Boston College, **Connecticut (National Champions)**, Miami, Notre Dame, Rutgers, Villanova, Virginia Tech
WNIT - Georgetown, Seton Hall

2001-02	BIG EAST	Overall
Connecticut	16-0	39-0
Notre Dame	13-3	20-10
Boston College	12-4	23-8
Villanova	12-4	20-11
Miami	10-6	19-12
Virginia Tech	9-7	21-11
Syracuse	9-7	18-13
Providence	7-9	13-15
Seton Hall	6-10	15-14
West Virginia	6-10	14-14
Rutgers	5-11	9-20
Georgetown	4-12	12-16
Pittsburgh	3-13	8-19
St. John's	0-16	3-24

NCAA - Boston College, **Connecticut (National Champions)**, Notre Dame, Syracuse, Villanova
WNIT - Miami, Virginia Tech

2000-01	BIG EAST	Overall
Notre Dame	15-1	34-2
Connecticut	15-1	32-3
Rutgers	13-3	23-8
Virginia Tech	11-5	22-9
Villanova	11-5	22-9
Seton Hall	9-7	16-12
Boston College	7-9	14-15
Georgetown	6-10	17-15
Syracuse	6-10	12-15
Miami	6-10	13-15
Providence	4-12	11-17
St. John's	3-13	8-20
Pittsburgh	3-13	9-18
West Virginia	3-13	5-22

NCAA - Connecticut (Final Four), **Notre Dame (National Champions)**, Rutgers, Villanova, Virginia Tech
WNIT - Georgetown

1999-00	BIG EAST	Overall
Connecticut	16-0	36-1
Notre Dame	15-1	27-5
Rutgers	12-4	26-8
Boston College	12-4	26-9
Georgetown	9-7	17-13
Villanova	7-9	15-15
Miami	7-9	14-15
Pittsburgh	7-9	16-13
St. John's	5-11	11-18
Seton Hall	5-11	11-16
Providence	5-11	10-17
Syracuse	3-13	10-18
West Virginia	1-15	6-22

NCAA - Boston College, **Connecticut (National Champions)**, Rutgers (Final Four), Notre Dame
WNIT - Georgetown, Villanova, Pittsburgh

1998-99	BIG EAST	Overall
Connecticut	17-1	29-5
Rutgers	17-1	29-6
Notre Dame	15-3	26-5
Boston College	12-6	22-8
Georgetown	10-8	18-12
Villanova	9-9	14-14
Miami	9-9	15-14
St. John's	7-11	13-18
Syracuse	6-12	10-17
West Virginia	5-13	10-17
Providence	4-14	5-22
Pittsburgh	3-15	8-19
Seton Hall	3-15	6-21

NCAA - Boston College, Connecticut, Notre Dame, Rutgers
WNIT - Georgetown, Miami

All-Time Standings | 1982-2022

1997-98	BIG EAST	Overall
BIG EAST 7		
Rutgers	14-4	22-10
Miami	13-5	19-10
Syracuse	7-11	12-15
Providence	6-12	10-17
Seton Hall	6-12	8-19
Georgetown	5-13	9-19
Pittsburgh	3-15	6-21
BIG EAST 6		
Connecticut	17-1	34-3
Notre Dame	12-6	22-10
Villanova	12-6	19-10
Boston College	11-7	17-11
West Virginia	7-11	12-16
St. John's	4-14	6-21
NCAA - Connecticut, Notre Dame, Rutgers, Miami		
WNIT - Villanova		

1996-97	BIG EAST	Overall
BIG EAST 7		
Georgetown	9-9	17-11
Miami	8-10	15-14
Rutgers	8-10	11-17
Providence	8-10	13-14
Seton Hall	7-11	10-17
Syracuse	4-14	6-21
Pittsburgh	3-15	8-22
BIG EAST 6		
Connecticut	18-0	33-1
Notre Dame	17-1	31-7
Boston College	13-5	18-10
West Virginia	11-7	19-12
Villanova	8-10	14-14
St. John's	3-15	5-22
NCAA - Connecticut, Notre Dame (Final Four)		

1995-96	BIG EAST	Overall
BIG EAST 7		
Providence	9-9	12-15
Miami	9-9	14-13
Syracuse	9-9	14-14
Seton Hall	9-9	16-13
Rutgers	8-10	13-15
Georgetown	7-11	12-15
Pittsburgh	3-15	6-24
BIG EAST 6		
Connecticut	17-1	34-4
Notre Dame	15-3	23-8
Villanova	13-5	21-7
Boston College	7-11	10-17
West Virginia	7-11	12-15
St. John's	4-14	6-21
NCAA - Connecticut (Final Four), Notre Dame		

1994-95	BIG EAST	Overall
Connecticut	18-0	35-0
Villanova	13-5	19-9
Seton Hall	12-6	24-9
Pittsburgh	10-8	17-11
St. John's	10-8	15-12
Miami	8-10	11-16
Georgetown	6-12	11-17
Syracuse	5-13	7-20
Providence	5-13	10-21
Boston College	3-15	6-21
NCAA - Connecticut (National Champions), Seton Hall		

1993-94	BIG EAST	Overall
Connecticut	17-1	30-3
Seton Hall	16-2	27-5
Pittsburgh	12-6	21-10
Providence	10-8	13-15
Boston College	9-9	13-14
Miami	7-11	10-17
Villanova	7-11	13-14
Georgetown	6-12	12-15
St. John's	4-14	8-20
Syracuse	2-16	5-23
NCAA - UConn, Seton Hall		
WNIT - Pittsburgh		

1992-93	BIG EAST	Overall
Miami	15-3	24-7
Georgetown	15-3	23-7
Connecticut	12-6	18-11
Pittsburgh	10-8	15-12
Villanova	10-8	15-13
Seton Hall	8-10	14-13
Providence	7-11	15-15
St. John's	5-13	12-16
Syracuse	4-14	6-21
Boston College	4-14	10-17
NCAA - Connecticut, Georgetown, Miami		

1991-92	BIG EAST	Overall
Miami	18-0	30-2
Connecticut	13-5	23-11
Georgetown	13-5	20-8
Providence	13-5	21-9
St. John's	7-11	14-14
Villanova	7-11	11-17
Pittsburgh	6-12	11-18
Syracuse	5-13	9-19
Seton Hall	5-13	14-15
Boston College	3-15	5-23
NCAA - Connecticut, Miami, Providence		

1990-91	BIG EAST	Overall
Connecticut	14-2	29-5
Providence	13-3	26-6
Pittsburgh	10-6	16-13
St. John's	10-6	16-12
Seton Hall	7-9	18-11
Boston College	6-10	12-16
Georgetown	5-11	12-15
Villanova	4-12	12-17
Syracuse	3-13	7-21
NCAA - Connecticut, Providence		

1989-90	BIG EAST	Overall
Connecticut	14-2	25-6
Providence	14-2	27-5
Seton Hall	11-5	21-7
Boston College	9-7	16-13
Syracuse	7-9	15-13
Pittsburgh	6-10	15-14
Georgetown	5-11	13-14
St. John's	5-11	12-17
Villanova	1-15	9-19
NCAA - Connecticut, Providence		

1988-89	BIG EAST	Overall
Connecticut	13-2 *	24-6
Villanova	11-5	18-12
Providence	10-6	22-11
Boston College	9-7	15-13
Seton Hall	9-7	18-10
Syracuse	7-8 *	15-12
St. John's	5-11	10-18
Georgetown	4-12	13-16
Pittsburgh	3-13	11-17

* includes one no-contest
NCAA - Connecticut, Providence, Villanova

1987-88	BIG EAST	Overall
Syracuse	13-3	22-9
Villanova	11-5	20-9
St. John's	10-6	22-10
Boston College	10-6	17-11
Connecticut	9-7	17-11
Providence	7-9	13-15
Pittsburgh	5-11	14-15
Seton Hall	4-12	10-19
Georgetown	3-13	7-21
NCAA - St. John's, Syracuse, Villanova		

1986-87	BIG EAST	Overall
Villanova	15-1	27-4
Providence	12-4	23-9
Syracuse	11-5	15-13
St. John's	9-7	16-13
Connecticut	9-7	14-13
Boston College	8-8	17-12
Georgetown	4-12	7-21
Seton Hall	3-13	12-17
Pittsburgh	1-15	7-21
NCAA - Villanova		
NIT - Providence		

1985-86	BIG EAST	Overall
Providence	14-2	24-6
Villanova	12-4	23-8
Syracuse	12-4	19-10
St. John's	11-5	19-9
Boston College	9-7	16-13
Pittsburgh	5-11	11-16
Connecticut	4-12	12-15
Georgetown	3-13	8-20
Seton Hall	2-14	5-23
NCAA - Providence, Villanova		

1984-85	BIG EAST	Overall
St. John's	12-4	18-11
Villanova	12-4	21-9
Boston College	11-5	19-9
Pittsburgh	10-6	16-12
Syracuse	10-6	18-13
Providence	9-7	14-14
Connecticut	3-13	9-18
Georgetown	3-13	7-21
Seton Hall	2-14	4-25
NCAA - Syracuse		

1983-84	BIG EAST	Overall
Pittsburgh	6-2	16-12
Villanova	6-2	22-7
St. John's	5-3	24-6
Seton Hall	5-3	17-13
Syracuse	5-3	14-14
Providence	5-3	19-7
Georgetown	2-6	10-15
Boston College	2-6	11-16
Connecticut	0-8	9-20
NCAA - St. John's		

1982-83	BIG EAST	Overall
Providence	7-1	24-6
St. John's	7-1	27-6
Pittsburgh	5-3	17-11
Villanova	4-4	14-15
Syracuse	4-4	12-15
Seton Hall	3-5	11-16
Georgetown	3-5	10-15
Boston College	2-6	16-9
Connecticut	1-7	9-18
NCAA - St. John's		

Regular-Season Records | All-Time Champions

ALL-TIME COMPOSITE REGULAR-SEASON STANDINGS (1982-22)

	W	L	Pct.
Connecticut	440	90	.830
Notre Dame	232	64	.784
DePaul	208	82	.717
Rutgers	202	94	.682
Louisville	80	48	.625
Virginia Tech	40	24	.625
Creighton	97	62	.610
Marquette	170	122	.582
Miami	129	95	.576
Villanova	369	286	.563
Boston College	182	170	.517
St. John's	294	363	.447
West Virginia	125	155	.446
USF	57	71	.445
Syracuse	197	298	.398
Seton Hall	266	393	.404
Butler	57	105	.352
Georgetown	248	409	.377
Providence	238	418	.363
Pittsburgh	176	320	.355
Cincinnati	35	93	.273
Xavier	36	120	.231

BIG EAST RECORDS

Most wins in a season:

18, Miami (1991-92); Connecticut (1994-95, 1996-97, 2020-21)

Most consecutive winning seasons:

29, UConn (1986-87 through 2012-13, 2020-22)

10, Notre Dame (1995-96 through 2004-05)

Undefeated seasons:

Miami, 18-0 (1991-92); Connecticut, 18-0 (1994-95, 1996-97, 1999-00, 2020-21);

Connecticut, 16-0 (2001-02, 2002-03, 2006-07, 2008-09, 2009-10, 2010-11);

Rutgers, 16-0 (2005-06), Notre Dame (2012-13)

Most consecutive regular season wins:

47, UConn (Jan. 4, 1996 - Feb. 7, 1998)

REGULAR SEASON CHAMPIONSHIPS

Connecticut	18	(1989, 1990-s, 1991, 1994, 1995, 1999, 2000, 2001-s, 2002, 2003, 2004, 2007, 2008, 2009, 2010, 2011, 2021, 2022)
DePaul	6	(2014, 2015-s, 2016, 2017-s, 2018-s, 2020)
Providence	3	(1983-s, 1986, 1990-s)
Notre Dame	3	(2001-s, 2012, 2013)
Rutgers	3	(1991-s, 2005, 2006)
Villanova	3	(1984-s, 1985-s, 1987)
Marquette	2	(2018-s, 2019)
Miami	2	(1992, 1993-s)
St. John's	2	(1983-s, 1985-s)
Creighton	1	(2017-s)
Seton Hall	1	(2015-s)
Notre Dame	1	(2001-s)
Georgetown	1	(1993-s)
Syracuse	1	(1988)
Pittsburgh	1	(1984-s)

s - shared

DIVISIONAL CHAMPIONSHIPS

(divisional play: 1996-98)

Connecticut	3	(BE 6)	(1996, 1997, 1998)
Providence	1	(BE 7)	(1996-s)
Miami	1	(BE 7)	(1996-s)
Syracuse	1	(BE 7)	(1996-s)
Seton Hall	1	(BE 7)	(1996-s)
Georgetown	1	(BE 7)	(1997)
Rutgers	1	(BE 7)	(1998)

s - shared

ALL-TIME TEAM RECORDS IN BIG EAST TOURNAMENT GAMES

	W	L	Pct.
Connecticut	73	13	.849
DePaul	26	12	.684
Virginia Tech	4	2	.667
Notre Dame	24	17	.585
Louisville	11	8	.579
Rutgers	23	17	.575
Miami	14	11	.560
Marquette	19	16	.543
Villanova	37	36	.507
Creighton	8	9	.471
St. John's	32	34	.485
West Virginia	15	16	.484
Boston College	20	22	.476
Seton Hall	27	38	.415
Providence	22	34	.393
USF	5	8	.385
Syracuse	16	28	.364
Pittsburgh	15	28	.349
Georgetown	17	37	.315
Butler	3	9	.250
Cincinnati	2	7	.222
Xavier	1	9	.100

BIG EAST TOURNAMENT CHAMPIONSHIPS

Connecticut	20	(1989, 1991, 1994, 1995, 1996, 1997, 1998, 1999, 2000, 2001, 2002, 2005, 2006, 2008, 2009, 2010, 2011, 2012, 2021, 2022)
DePaul	5	(2014, 2015, 2018, 2019, 2020)
St. John's	4	(1983, 1984, 1988, 2016)
Villanova	3	(1986, 1987, 2003)
Miami	2	(1992, 1993)
Boston College	1	(2004)
Marquette	1	(2017)
Notre Dame	1	(2013)
Providence	1	(1990)
Rutgers	1	(2007)

BIG EAST TOURNAMENT RECORDS:

Most consecutive tournament games won: 29, Connecticut (1994-2003 SF)

Most consecutive tournament games lost: 13, Providence (2002 IR - 2018 FR)

Most consecutive championships won: 9, Connecticut (1994, 1995, 1996, 1997, 1998, 1999, 2000, 2001, 2002)

Most championship game appearances: 25, Connecticut (1989, 1990, 1991, 1992, 1994, 1995, 1996, 1997, 1998, 1999, 2000, 2001, 2002, 2003, 2005, 2006, 2007, 2008, 2009, 2010, 2011, 2012, 2013, 2021, 2022)

Most consecutive championship game appearances: 10, Connecticut (1994, 1995, 1996, 1997, 1998, 1999, 2000, 2001, 2002, 2003)

BIG EAST Tournament History | 1983-2022

2022

(Mohegan Sun Arena, Uncasville, Conn.)

First Round:

#9 Georgetown 68, #8 Providence 55
#7 St. John's 76, #10 Xavier 69
#6 Seton Hall 58, #11 Butler 39

Quarterfinals:

#1 UConn 84, #9 Georgetown 38
#5 Marquette 105, #4 DePaul 85
#2 Villanova 76, #7 St. John's 52
#6 Seton Hall 66, #3 Creighton 65

Semifinals:

#1 UConn 71, #5 Marquette 51
#2 Villanova 64, #6 Seton Hall 56

Championship:

#1 UConn 70, #2 Villanova 40

All-Tournament Team:

Aaliyah Edwards, UConn
Evina Westbrook, UConn
Maddy Siegrist, Villanova
Lauren Park-Lane, Seton Hall
Karissa McLaughlin, Marquette

Most Outstanding Player:

Christyn Williams, UConn

2021

(Mohegan Sun Arena, Uncasville, Conn.)

First Round:

#8 St. John's 65, #9 Xavier 57
#7 Providence 63, #10 Butler 61
#6 Creighton 56, #11 Georgetown 42

Quarterfinals:

#1 UConn 77, #8 St. John's 41
#5 Villanova 78, #4 DePaul 72 (OT)
#2 Marquette 68, #7 Providence 43
#6 Creighton 83, #3 Seton Hall 76

Semifinals:

#1 UConn 85, #5 Villanova 39
#2 Marquette 64, #6 Creighton 59

Championship:

#1 UConn 73, #2 Marquette 39

All-Tournament Team:

Christyn Williams, UConn
Olivia Nelson-Ododa, UConn
Lauren Van Kleunen, Marquette
Maddy Siegrist, Villanova
Temi Carda, Creighton

Most Outstanding Player:

Paige Bueckers, UConn

2020

(Wintrust Arena, Chicago, Ill.)

First Round:

#8 Providence 49, #9 Georgetown 46
#7 Villanova 64, #10 Xavier 56 (OT)

Quarterfinals:

#1 DePaul 97, #8 Providence 59
#4 Seton Hall 80, #5 Butler 57
#2 Marquette 72, #7 Villanova 59
#3 St. John's 70, #6 Creighton 54

Semifinals:

#1 DePaul 83, #4 Seton Hall 80
#2 Marquette 78, #3 St. John's 55

Championship:

#1 DePaul 88, #2 Marquette 74

All-Tournament Team:

Kelly Campbell, DePaul
Chante Stonewall, DePaul
Lauren Van Kleunen, Marquette
Leilani Correa, St. John's
Shadeen Samuels, Seton Hall

Most Outstanding Player:

Lexi Held, DePaul

2019

(Wintrust Arena, Chicago, Ill.)

First Round:

#9 St. John's 76, #8 Seton Hall 51
#7 Providence 70, #10 Xavier 62

Quarterfinals:

#1 Marquette 88, #9 St. John's 57
#4 Georgetown 76, #5 Villanova 67
#2 DePaul 85, #7 Providence 60
#6 Creighton 60, #3 Butler 51

Semifinals:

#1 Marquette 75, #4 Georgetown 62
#2 DePaul 80, #6 Creighton 69

Championship:

#2 DePaul 74, #1 Marquette 73

All-Tournament Team:

Jaylyn Agnew, Creighton
Dorothy Adomako, Georgetown
Natisha Hiedeman, Marquette
Kelly Campbell, DePaul
Mart'e Grays, DePaul

Most Outstanding Player:

Chante Stonewall, DePaul

2018 (Wintrust Arena - Chicago, Ill.)

First Round:

#7 Seton Hall 66, #10 Xavier 42
#8 Butler 73, #9 Providence 67 (OT)

Quarterfinals:

#1 Marquette 73, #8 Butler 61
#4 Creighton 66, #5 St. John's 58
#2 DePaul 78, #7 Seton Hall 52
#6 Georgetown 63, #3 Villanova 58

Semifinals:

#1 Marquette 76, #4 Creighton 70
#2 DePaul 85, #6 Georgetown 53

Final:

#2 DePaul 98, #1 Marquette 63

All Tournament Team:

Sydney Lamberty, Creighton
Cynthia Petke, Georgetown
Amani Wilborn, Marquette
Kelly Campbell, DePaul
Mart'e Grays, DePaul

Most Outstanding Player:

Amarah Coleman, DePaul

2017 (Al McGuire Center - Marquette University)

First Round:

#10 Butler 68, #7 Xavier 66
#8 Seton Hall 73, #9 Providence 60

Quarterfinals:

#2 Creighton 64, #10 Butler 55
#3 Marquette 80, #6 Georgetown 66
#1 DePaul 92, #8 Seton Hall 60
#5 St. John's 56, #4 Villanova 40

Semifinals:

#3 Marquette 72, #2 Creighton 65
#1 DePaul 59, #5 St. John's 41

Final:

#3 Marquette 86, #1 DePaul 78

All Tournament Team:

Sydney Lamberty, Creighton
Aaliyah Lewis, St. John's
Tori Schickel, Butler
Jessica January, DePaul
Natisha Hiedeman, Marquette

Most Outstanding Player:

Amani Wilborn, Marquette

2016

(McGrath-Phillips Arena - DePaul University)

First Round:

#7 Creighton 70, #10 Providence 53
#9 Butler 48, #8 Xavier 47

Quarterfinals:

#7 Creighton 58, #2 Villanova 48
#3 Seton Hall 93, #6 Marquette 86
#1 DePaul 76, #9 Butler 49
#4 St. John's 65, #5 Georgetown 52

Semifinals:

#7 Creighton 77, #3 Seton Hall 56
#4 St. John's 75, #1 DePaul 66

Final:

#4 St. John's 50, #7 Creighton 37

All Tournament Team:

Allazia Blockton (Marquette)
Danaejah Grant (St. John's)
Megan Podkova (DePaul)
Shakena Richardson (Seton Hall)
MC McGrory (Creighton)

Most Outstanding Player:

Aliyyah Handford (St. John's)

2015 (Allstate Arena, Rosemont, Ill.)

First Round:

#8 Marquette 78, #9 Providence 75
#7 Xavier 70, #10 Georgetown 67

Quarterfinals:

#1 Seton Hall 77, #8 Marquette 51
#4 St. John's 57, #5 Creighton 54
#2 DePaul 87, #7 Xavier 53
#3 Villanova 70, #6 Butler 49

Semifinals:

#1 Seton Hall 72, #4 St. John's 60
#2 DePaul 58, #3 Villanova 55

Final:

#2 DePaul 78, #1 Seton Hall 68

All Tournament Team:

Aliyyah Handford (St. John's)
Arlesia Morse (Marquette)
Caroline Coyer (Villanova)
Ka-Deidre Simmons (Seton Hall)
Chanise Jenkins (DePaul)

Most Outstanding Player:

Megan Podkova (DePaul)

2014

(I.R. McGrath-Phillips Arena, Chicago, Ill.)

(QF-F: Allstate Arena, Rosemont, Ill.)

First Round:

#7 Seton Hall 88, #10 Providence 79
#8 Georgetown 56, #9 Xavier 37

Quarterfinals:

#2 St. John's #7 Seton Hall
#3 Creighton 61, #6 Butler 52
#1 DePaul 78, #8 Georgetown 54
#5 Marquette 56, #4 Villanova 53

Semifinals:

#2 St. John's 68, #3 Creighton 63 (2ot)
#1 DePaul 100, #5 Marquette 90

Final:

#1 DePaul 65, #2 St. John's 57

All Tournament Team:

Aliyyah Handford (St. John's)
Brittany Hrynko (DePaul)
Sarah Nelson (Creighton)
Katherine Plouffe (Marquette)
Ka-Deidre Simmons (Seton Hall)

Most Outstanding Player:

Jasmine Penny (DePaul)

BIG EAST Tournament History | 1983-2022

2013

(XL Center, Hartford, Conn.)

First Round:

#12 Seton Hall 60, #13 Cincinnati 55
#10 Marquette 66, #15 Pittsburgh 43
#11 Georgetown 81, #14 Providence 61

Second Round:

#5 St. John's 51, #12 Seton Hall 45
#8 USF 42, #9 Rutgers 39
#7 DePaul 77, #10 Marquette 69
#6 Villanova 89, #11 Georgetown 58

Quarterfinals:

#4 Louisville 62, #5 St. John's 55
#1 Notre Dame 75, #8 USF 66
#2 Connecticut 94, #7 DePaul 61
#3 Syracuse 61, #6 Villanova 56

Semifinals:

#1 Notre Dame 83, #4 Louisville 59
#2 Connecticut 64, #3 Syracuse 51

Championship:

#1 Notre Dame 61, #2 Connecticut 59

All-Tournament Team:

Skylar Diggins, Notre Dame
Jewell Loyd, Notre Dame
Stefanie Dolson, Connecticut
Breanna Stewart, Connecticut
Kayla Alexander, Syracuse
Most Outstanding Player:
Kayla McBride, Notre Dame

2012

(XL Center, Hartford, Conn.)

First Round:

#12 Syracuse 57, #13 Providence 47
#9 USF 60, #16 Pittsburgh 59
#10 Villanova 61, #15 Seton Hall 60
#14 Marquette 54, #11 Cincinnati 51

Second Round:

#5 West Virginia 63, #12 Syracuse 48
#8 DePaul 76, #9 USF 62
#7 Louisville 63, #10 Villanova 47
#6 Rutgers 52, #14 Marquette 43

Quarterfinals:

#5 West Virginia 39, #4 Georgetown 32
#1 Notre Dame 69, #8 DePaul 54
#2 St. John's 68, #7 Louisville 61 (OT)
#3 Connecticut 49, #6 Rutgers 34

Semifinals:

#1 Notre Dame 73, #5 West Virginia 45
#3 Connecticut 74, #2 St. John's 43

Final:

#3 Connecticut 63, #1 Notre Dame 54

All-Tournament Team:

Stefanie Dolson (Connecticut)
Bria Hartley (Connecticut)
Kayla McBride (Notre Dame)
Devereaux Peters (Notre Dame)
Shenneika Smith (St. John's)
Most Outstanding Player:
Kaleena Mosqueda-Lewis (Connecticut)

2011

(XL Center, Hartford, Conn.)

First Round:

#12 Pittsburgh 63, #13 USF 60
#9 Syracuse 74, #16 Seton Hall 44
#10 West Virginia 66, #15 Cincinnati 41
#11 Providence 50, #14 Villanova 52 (OT)

Second Round:

#5 Marquette 65, #12 Pittsburgh 61
#8 Georgetown 61, #9 Syracuse 60
#7 St. John's 59, #10 West Virginia 51
#6 Louisville 69, #14 Villanova 47

Quarterfinals:

#4 Rutgers 68, #5 Marquette 61
#1 Connecticut 59, #8 Georgetown 43
#2 DePaul 66, #7 St. John's 54
#3 Notre Dame 63, #6 Louisville 53

Semifinals:

#4 Rutgers 51, #1 Connecticut 75
#2 DePaul 67, #3 Notre Dame 71

Final:

#1 Connecticut 73, #3 Notre Dame 64

All Tournament Team:

Stefanie Dolson (Connecticut)
Bria Hartley (Connecticut)
Skylar Diggins (Notre Dame)
Natalie Novosel (Notre Dame)
Keisha Hampton (DePaul)

Most Outstanding Player:

Maya Moore (Connecticut)

2010

(XL Center, Hartford, Conn.)

First Round:

#12 Pittsburgh 71, #13 Louisville 79
#9 Syracuse 65, #16 Seton Hall 42
#10 Marquette 53, #15 Villanova 49
#11 USF 51, #14 Cincinnati 63

Second Round:

#5 Notre Dame 89, #13 Louisville 52
#8 Providence 71, #9 Syracuse 76
#7 DePaul 64, #10 Marquette 54
#6 Rutgers 70, #14 Cincinnati 44

Quarterfinals:

#4 St. John's 67, #5 Notre Dame 75
#1 Connecticut 77, #9 Syracuse 41
#2 West Virginia 47, #7 DePaul 41
#3 Georgetown 56, #6 Rutgers 63 (2ot)

Semifinals:

#1 Connecticut 59, #5 Notre Dame 44
#2 West Virginia 56, #6 Rutgers 49

Final:

#1 Connecticut 60, #2 West Virginia 32

All-Tournament Team

Tina Charles (Connecticut)
Maya Moore (Connecticut)
Skylar Diggins (Notre Dame)
Sarah Miles (West Virginia)
Liz Repella (West Virginia)

Most Outstanding Player:

Kalana Greene (Connecticut)

2009

(XL Center, Hartford, Conn.)

First Round:

#13 St. John's 63, #12 Syracuse 61
#16 Cincinnati 60, #9 Marquette 54 (ot)
#15 Seton Hall 70, #10 Georgetown 45
#11 West Virginia 53, #14 Providence 48

Second Round:

#5 Notre Dame 62, #13 St. John's 45
#8 USF 68, #16 Cincinnati 58
#7 Rutgers 79, #15 Seton Hall 45
#6 DePaul 75, #11 West Virginia 72 (ot)

Quarterfinals:

#4 Villanova 58, #5 Notre Dame 47
#1 Connecticut 79, #8 USF 42
#2 Louisville 87, #7 Rutgers 82 (2ot)
#3 Pittsburgh 62, #6 DePaul 59

Semifinals

#1 Connecticut 72, #5 Villanova 42
#2 Louisville 69, #3 Pittsburgh 63

Final:

#1 Connecticut 75, #2 Louisville 36

All-Tournament Team:

Kalana Greene (Connecticut)
Tina Charles (Connecticut)
Candyce Bingham (Louisville)
Angel McCoughtry (Louisville)
Shavonte Zellous (Pittsburgh)

Most Outstanding Player:

Maya Moore (Connecticut)

2008

(XL Center, Hartford, Conn.)

First Round:

#5 Pittsburgh 66, #12 Villanova 63
#8 Marquette 69, #9 DePaul 73
#7 Louisville 63, #10 St. John's 47
#6 Syracuse 67, #11 USF 68

Quarterfinals:

#4 Notre Dame 53, #5 Pittsburgh 64
#1 Connecticut 86, #9 DePaul 67
#2 Rutgers 56, #7 Louisville 57
#3 West Virginia 64, #11 USF 42

Semifinals:

#1 Connecticut 74, #5 Pittsburgh 47
#3 West Virginia 60, #7 Louisville 67

Final:

#1 Connecticut 65, #7 Louisville 59

All-Tournament Team:

Candyce Bingham (Louisville)
Angel McCoughtry (Louisville)
Tina Charles (Connecticut)
Renee Montgomery (Connecticut)
Mercedes Walker (Pittsburgh)

Most Outstanding Player:

Charde Houston (Connecticut)

2007

(Hartford CC, Hartford, CT)

First Round:

#5 Louisville, 68 vs. #12 St. John's, 54
#8 USF, 79 vs. #9 Seton Hall, 64
#7 Notre Dame, 71 vs. #10 DePaul, 76
#6 Pittsburgh, 76 vs. #11 Cincinnati, 71

Quarterfinals:

#4 West Virginia, 56 vs. #5 Louisville, 68
#1 Connecticut, 74 vs. #8 USF, 54
#2 Rutgers, 63 vs. #10 DePaul, 55
#3 Marquette, 61 vs. #6 Pittsburgh, 51

Semifinals:

#1 Connecticut, 76 vs. #5 Louisville, 60
#2 Rutgers, 63 vs. #3 Marquette, 55

Final:

#1 Connecticut, 47 vs. #2 Rutgers, 55

All-Tournament Team:

Charde Houston (Connecticut)
Kalana Green (Connecticut)
Renee Montgomery (Connecticut)
Krystal Ellis (Marquette)
Kia Vaughn (Rutgers)
Essence Carson (Rutgers)

Most Outstanding Player:

Matee Ajavon (Rutgers)

2006

(Hartford CC, Hartford, CT)

First Round:

#5 Louisville, 45 vs. #12 West Virginia, 54
#8 Villanova, 68 vs. #9 Marquette, 46
#7 USF, 66 vs. #10 Notre Dame, 73
#6 Pittsburgh, 77 vs. #11 Cincinnati, 62

Quarterfinals:

#4 St. John's, 49 vs. #12 West Virginia, 55
 #1 Rutgers, 60 vs. #8 Villanova, 37
 #2 Connecticut, 71 vs. #10 Notre Dame, 60
 #3 DePaul, 69 vs. #6 Pittsburgh, 46
Semifinals:
 #12 West Virginia, 56 vs. #1 Rutgers, 40
 #3 DePaul, 57 vs. #2 Connecticut, 69

Final:

#12 West Virginia, 44 vs. #2 Connecticut, 50

All-Tournament Team:

Chakhia Cole (West Virginia)
 Britney Davis-White (West Virginia)
 Renee Montgomery (Connecticut)
 Cappie Pondexter (Rutgers)
 Barbara Turner (Connecticut)

Most Outstanding Performer:

Ann Strother (Connecticut)

2005

(Hartford CC, Hartford, CT)

First Round:

#5 Villanova, 67 vs. #12 Providence, 39
 #8 St. John's, 45 vs. #9 Seton Hall, 42
 #7 West Virginia, 77 vs. #10 Pittsburgh, 68
 #6 Georgetown, 58 vs. #11 Syracuse, 68

Quarterfinals:

#4 Boston College, 37 #5 Villanova, 41
 #1 Rutgers, 69 #8 St. John's, 45
 #2 Notre Dame, 70 #7 West Virginia, 59
 #3 Connecticut, 82 #11 Syracuse, 56

Semifinals:

#5 Villanova, 59 #1 Rutgers, 64
 #3 Connecticut, 67 #2 Notre Dame, 54

Final:

#3 Connecticut, 67 #1 Rutgers, 51

All-Tournament Team:

Jessica Moore (Connecticut)
 Ann Strother (Connecticut)
 Megan Duffy (Notre Dame)
 Cappie Pondexter (Rutgers)
 Matee Ajavon (Rutgers)

Most Outstanding Player:

Barbara Turner (Connecticut)

2004

(Hartford CC, Hartford, CT)

First Round:

#5 Boston College, 64 vs. #12 Syracuse, 36
 #8 Virginia Tech, 56 vs. #9 Georgetown, 47
 #7 Rutgers, 51 vs. #10 Seton Hall, 42
 #6 West Virginia, 84 vs. #11 St. John's, 59

Quarterfinals:

#5 Boston College, 65 vs. #4 Miami, 53
 #1 Connecticut, 48 vs. #8 Virginia Tech, 34
 #7 Rutgers, 51 vs. #2 Notre Dame, 45
 #6 West Virginia, 58 vs. #3 Villanova, 47

Semifinals:

#5 Boston College, 73 vs. #1 Connecticut, 70
 #7 Rutgers, 61 vs. #3 West Virginia, 51

Final:

#5 Boston College, 75 vs. #7 Rutgers, 57

All-Tournament Team:

Amber Jacobs (Boston College)
 Dawn McCullough (Rutgers)
 Yolanda Paige (West Virginia)
 Cappie Pondexter (Rutgers)
 Kathrin Riss (Boston College)

Most Outstanding Player:

Jessalyn Deveny (Boston College)

2003

(Louis Brown Athletic Center, Rutgers University)

First Round:

#5 Virginia Tech, 66 vs. #12 West Virginia, 60
 #8 Seton Hall, 58 vs. #9 Georgetown, 55
 #7 Miami, 77 vs. #10 Syracuse, 64
 #6 Notre Dame, 73 vs. #11 Pittsburgh, 65

Quarterfinals:

#5 Virginia Tech 74, vs. #4 Boston College, 70 (ot)
 #1 Connecticut, 70 vs. #8 Seton Hall, 47
 #7 Miami, 77 vs. #2 Rutgers, 74
 #3 Villanova, 50 vs. #6 Notre Dame, 39

Semifinals:

#1 Connecticut, 71 vs. #5 Virginia Tech, 54
 #3 Villanova, 65 vs. #7 Miami, 59

Final:

#3 Villanova, 52 vs. #1 Connecticut, 48

All-Tournament Team:

Nicole Druckenmiller (Villanova)
 Tamara James (Miami)
 Ieva Kublina (Virginia Tech)
 Jessica Moore (Connecticut)
 Cappie Pondexter (Rutgers)
 Diana Taurasi (Connecticut)

Most Outstanding Player:

Trish Juhline (Villanova)

2002

(Louis Brown Athletic Center, Rutgers University)

First Round:

#5 Miami, 69 vs. #12 Georgetown, 52
 #9 Seton Hall, 61 vs. #8 Providence, 55
 #7 Syracuse, 80 vs. #10 West Virginia, 60
 #11 Rutgers, 44 vs. #6 Virginia Tech, 43

Quarterfinals:

#4 Villanova, 68 vs. #5 Miami, 49
 #1 Connecticut, 78 vs. #9 Seton Hall, 48
 #7 Syracuse, 84 vs. #2 Notre Dame, 79
 #3 Boston College, 64 vs. #11 Rutgers, 59

Semifinals:

#1 Connecticut, 83 vs. #4 Villanova, 39
 #3 Boston College, 67 vs. #7 Syracuse, 48

Final:

#1 Connecticut, 96 vs. #3 Boston College, 54

All-Tournament Team:

Sue Bird (Connecticut)
 Swin Cash (Connecticut)
 Jessalyn Deveny (Boston College)
 Diana Taurasi (Connecticut)
 Tamika Williams (Connecticut)

Most Outstanding Player:

Asjha Jones (Connecticut)

2001

(Gampel Pavilion, Connecticut)

First Round:

#5 Villanova, 63 vs. #12 St. John's, 41
 #8 Georgetown, 82 vs. #9 Syracuse, 75 (OT)
 #7 Boston College, 62 vs. #10 Miami, 49
 #11 Providence, 72 vs. #6 Seton Hall, 61

Quarterfinals:

#4 Virginia Tech, 72 vs. #5 Villanova, 67
 #1 Notre Dame, 89 vs. #8 Georgetown, 33
 #2 Connecticut, 96 vs. #7 Boston College, 53
 #3 Rutgers, 69 vs. #11 Providence, 58

Semifinals:

#1 Notre Dame, 67 vs. #4 Virginia Tech, 49
 #2 Connecticut, 94 vs. #3 Rutgers, 66

Final:

#2 Connecticut, 78 vs. #1 Notre Dame, 76

All-Tournament Team:

Shea Ralph (Connecticut)
 Asjha Jones (Connecticut)
 Ruth Riley (Notre Dame)
 Alicia Ratay (Notre Dame)
 Kelley Siemon (Notre Dame)
Most Outstanding Player:
 Diana Taurasi (Connecticut)

2000

(Gampel Pavilion, Connecticut)

First Round:

#4 Boston College, 70 vs. #13 West Virginia, 53
 #5 Georgetown, 67 vs. #12 Syracuse, 65
 #9 St. John's, 75 vs. #8 Pittsburgh, 62
 #7 Miami, 69 vs. #10 Seton Hall, 42
 #6 Villanova, 75 vs. #11 Providence, 53

Quarterfinals:

#4 Boston College, 75 vs. #5 Georgetown, 53
 #1 Connecticut, 85 vs. #9 St. John's, 41
 #2 Notre Dame, 67 vs. #7 Miami, 52
 #3 Rutgers, 61 vs. #6 Villanova, 32

Semifinals:

#1 Connecticut, 79 vs. #4 Boston College, 53
 #3 Rutgers, 81 vs. #2 Notre Dame, 72 (OT)

Championship:

#1 Connecticut, 79 vs. #3 Rutgers, 59

All-Tournament Team:

Svetlana Abrosimova (Connecticut)
 Swin Cash (Connecticut)
 Ruth Riley (Notre Dame)
 Shawnetta Stewart (Rutgers)
 Tammy Sutton-Brown (Rutgers)

Most Outstanding Performer:

Tamika Williams (Connecticut)

1999

(Louis Brown Athletic Center, Rutgers University)

First Round:

#4 Boston College, 65 vs. #13 Seton Hall, 63
 #5 Georgetown, 70 vs. #12 Pittsburgh, 52
 #8 St. John's, 79 vs. #9 Syracuse, 62
 #7 Miami, 86 vs. #10 West Virginia, 69
 #6 Villanova, 68 vs. #11 Providence, 59

Quarterfinals:

#5 Georgetown, 64 vs. #4 Boston College, 59
 #1 Connecticut, 82 vs. #8 St. John's, 58
 #2 Rutgers, 79 vs. #7 Miami, 53
 #3 Notre Dame, 83 vs. #6 Villanova, 53

Semifinals:

#1 Connecticut, 77 vs. #5 Georgetown, 42
 #3 Notre Dame, 68 vs. #2 Rutgers, 61

Final:

#1 Connecticut, 96 vs. #3 Notre Dame, 75

All-Tournament Team:

Svetlana Abrosimova (Connecticut)
 Asjha Jones (Connecticut)
 Sheila McMillen (Notre Dame)
 Ruth Riley (Notre Dame)
 Shawnetta Stewart (Rutgers)

Most Outstanding Performer:

Shea Ralph (Connecticut)

1998

(Louis Brown Athletic Center, Rutgers University)

First Round:

#4 Villanova, 56 vs. #13 Pittsburgh, 51
 #5 Notre Dame, 94 vs. #12 St. John's, 57
 #8 West Virginia, 67 vs. #9 Seton Hall, 65
 #7 Boston College, 87 vs. #10 Providence, 77
 #11 Georgetown, 68 vs. #6 Syracuse, 59

BIG EAST Tournament History | 1983-2022

Quarterfinals:

#5 Notre Dame, 56 vs. #4 Villanova, 48
#1 Connecticut, 84 vs. #8 West Virginia, 21
#2 Rutgers, 61 vs. #7 Boston College, 52
#3 Miami, 81 vs. #11 Georgetown, 66

Semifinals:

#1 Connecticut, 73 vs. #5 Notre Dame, 53
#2 Rutgers, 81 vs. #3 Miami, 62

Final:

#1 Connecticut, 67 vs. #2 Rutgers, 58

All-Tournament Team:

Svetlana Abrosimova (Connecticut)
Amy Duran (Connecticut)
Linda Miles (Rutgers)
Natasha Pointer (Rutgers)
Kym Hope (Miami)

Most Outstanding Performer:

Rita Williams (Connecticut)

1997

(Gampel Pavilion, Connecticut)

First Round:

#4 Miami, 64 vs. #13 Pittsburgh, 50
#5 Boston College, 65 vs. #12 St. John's, 58
#9 Villanova, 66 vs. #8 Providence, 54
#7 West Virginia, 73 vs. #10 Seton Hall, 66
#6 Rutgers, 68 vs. #11 Syracuse, 67 (OT)

Quarterfinals:

#4 Miami, 63 vs. #5 Boston College, 48
#1 Connecticut, 63 vs. #9 Villanova, 45
#2 Georgetown, 79 vs. #7 West Virginia, 60
#3 Notre Dame, 86 vs. #6 Rutgers, 58

Semifinals:

#1 Connecticut, 98 vs. #4 Miami, 71
#3 Notre Dame, 83 vs. #2 Georgetown, 43

Final:

#1 Connecticut, 86 vs. #3 Notre Dame, 77

All-Tournament Team:

Carla Berube (Connecticut)
Katryna Gaither (Notre Dame)
Beth Morgan (Notre Dame)
Desma Thomas (Miami)
Kara Wolters (Connecticut)

Most Outstanding Performer:

Nykesha Sales (Connecticut)

1996

(Gampel Pavilion, Connecticut)

First Round:

#8 Rutgers, 65 vs. #9 Boston College, 63
#13 Pittsburgh, 52 vs. #4 Miami, 49
#5 Villanova, 56 vs. #12 St. John's, 42
#7 Seton Hall, 74 vs. #10 Georgetown, 58
#6 Syracuse, 95 vs. #11 West Virginia, 78

Quarterfinals:

#1 Connecticut, 93 vs. #8 Rutgers, 64
#13 Pittsburgh, 59 vs. #5 Villanova, 57
#7 Seton Hall, 69 vs. #2 Providence, 67
#3 Notre Dame, 70 vs. #6 Syracuse, 55

Semifinals:

#1 Connecticut, 83 vs. #13 Pittsburgh, 51
#3 Notre Dame, 69 vs. #7 Seton Hall, 58

Final:

#1 Connecticut, 71 vs. #3 Notre Dame, 54

All-Tournament Team:

Dana Wynne (Seton Hall)
Nykesha Sales (Connecticut)
Jennifer Rizzotti (Connecticut)
Beth Morgan (Notre Dame)
Katryna Gaither (Notre Dame)

Most Outstanding Performer:

Kara Wolters (Connecticut)

1995

(Walsh Gymnasium, Seton Hall)

First Round:

#7 Georgetown, 84 vs. #10 Boston College, 60
#9 Providence, 92 vs. #8 Syracuse, 66

Quarterfinals:

#3 Seton Hall, 66 vs. #6 Miami, 50
#2 Villanova, 73 vs. #7 Georgetown, 65
#1 Connecticut, 92 vs. #9 Providence, 63
#4 Pittsburgh, 73 vs. #5 St. John's, 67

Semifinals:

#3 Seton Hall, 66 vs. #2 Villanova, 53
#1 Connecticut, 95 vs. #4 Pittsburgh, 63

Final:

#1 Connecticut, 85 vs. #3 Seton Hall, 49

All-Tournament Team:

Sue Glending (Villanova)
Texlin Quinney (Seton Hall)
Dawn Johnson (Seton Hall)
Nykesha Sales (Connecticut)
Rebecca Lobo (Connecticut)

Most Outstanding Performer:

Kara Wolters (Connecticut)

1994

(Gampel Pavilion, Connecticut)

First Round:

#10 Syracuse, 62 vs. #7 Villanova, 57
#9 St. John's, 73 vs. #8 Georgetown, 70 (OT)

Quarterfinals:

#3 Pittsburgh, 70 vs. #6 Miami, 60
#2 Seton Hall, 53 vs. #10 Syracuse, 41
#4 Providence, 96 vs. #5 Boston College, 86 (OT)
#1 Connecticut, 69 vs. #9 St. John's, 45

Semifinals:

#2 Seton Hall, 66 vs. #3 Pittsburgh, 54
#1 Connecticut, 92 vs. #4 Providence, 56

Final:

#1 Connecticut, 77 vs. #2 Seton Hall, 51

All-Tournament Team:

Jamelle Elliott (Connecticut)
Kara Wolters (Connecticut)
Jodi Brooks (Seton Hall)
Dana Wynne (Seton Hall)
Jonna Huemrich (Pittsburgh)

Most Outstanding Performer:

Rebecca Lobo (Connecticut)

1993

(Alumni Hall, Providence College)

First Round:

#7 Providence, 81 vs. #10 Boston College, 71
#8 St. John's, 67 vs. #9 Syracuse, 50

Quarterfinals:

#3 Connecticut, 56 vs. #6 Seton Hall, 54 (OT)
#7 Providence, 82 vs. #2 Georgetown, 81
#5 Villanova, 74 vs. #4 Pittsburgh, 59
#1 Miami, 84 vs. #8 St. John's, 61

Semifinals:

#7 Providence, 87 vs. #3 Connecticut, 73
#1 Miami, 67 vs. #5 Villanova, 49

Final:

#1 Miami, 77 vs. #7 Providence, 56

All-Tournament Team:

Sonya Lewis (Providence)
Lucie Fontanella (Providence)
Carla Harris (Miami)
Holly Rilinger (Miami)
Rebecca Lobo (Connecticut)
Vicki Plowden (Miami)

Most Valuable Performer:

Vicki Plowden (Miami)

1992

(Gampel Pavilion, Connecticut)

First Round:

#7 Pittsburgh, 70 vs. #10 Boston College, 59
#9 Seton Hall, 71 vs. #8 Syracuse, 58

Quarterfinals:

#3 Georgetown, 72 vs. #6 Villanova, 56
#2 Connecticut, 86 vs. #7 Pittsburgh, 50
#4 Providence, 67 vs. #5 St. John's, 66
#1 Miami, 76 vs. #9 Seton Hall, 62

Semifinals:

#2 Connecticut, 82 vs. #3 Georgetown, 64
#1 Miami, 82 vs. #4 Providence, 70

Final:

#1 Miami, 56 vs. #2 Connecticut, 47

All-Tournament Team:

Tracy Lis (Providence)
Kathy Ferrier (Connecticut)
Pam Webber (Connecticut)
Jeannie Hebert (Miami)
Vicki Plowden (Miami)

Most Valuable Player:

Frances Savage (Miami)

1991

(McDonough Arena, Georgetown)

First Round:

#8 Villanova, 57 vs. #9 Syracuse, 41

Quarterfinals:

#5 Seton Hall, 64 vs. #4 St. John's, 59
#1 Connecticut, 64 vs. #8 Villanova, 47
#2 Providence, 95 vs. #7 Georgetown, 91
#3 Pittsburgh, 82 vs. #6 Boston College, 78

Semifinals:

#1 Connecticut, 69 vs. #5 Seton Hall, 54
#2 Providence, 107 vs. #3 Pittsburgh, 92

Final:

#1 Connecticut, 79 vs. #2 Providence, 74

All-Tournament Team:

Lorri Johnson (Pittsburgh)
Kris Durham (Seton Hall)
Kerry Bascom (Connecticut)
Shanya Evans (Providence)
Tracy Lis (Providence)

Most Valuable Player:

Meghan Pattyson (Connecticut)

1990

(Gampel Pavilion, Connecticut)

First Round:

#8 St. John's, 64 vs. #9 Villanova, 58

Quarterfinals:

#6 Pittsburgh, 84 vs. #3 Seton Hall, 77
#2 Providence, 96 vs. #7 Georgetown, 71
#1 Connecticut, 71 vs. #8 St. John's, 58
#4 Boston College, 63 vs. #5 Syracuse, 60

Semifinals:

#2 Providence, 89 vs. #6 Pittsburgh, 88
#1 Connecticut, 72 vs. #4 Boston College, 51

Final:

#2 Providence, 82 vs. #1 Connecticut, 61

All-Tournament Team:

Dottie VanGheem (Providence)
Tracy Lis (Providence)
Kerry Bascom (Connecticut)
Laura Lishness (Connecticut)
Lorri Johnson (Pittsburgh)

Most Valuable Player:

Andrea Mangum (Providence)

BIG EAST Tournament History I 1983-2022

1989

(Walsh Gymnasium, Seton Hall)

First Round:

#8 Georgetown, 61 vs. #9 Pittsburgh, 57

Quarterfinals:

#3 Providence, 71 vs. #6 Syracuse, 59
#2 Villanova, 82 vs. #7 St. John's, 78 (3OT)
#4 Boston College, 70 vs. #5 Seton Hall, 59
#1 Connecticut, 85 vs. #8 Georgetown, 73

Semifinals:

#3 Providence, 68 vs. #2 Villanova, 64
#1 Connecticut, 65 vs. #4 Boston College, 45

Final:

#1 Connecticut, 84 vs. #3 Providence, 65

All-Tournament Team:

Leslie Bjerstedt (Boston College)
Helen Koskinen (Villanova)
Andrea Mangum (Providence)
Liz Lawlor (Providence)
Kris Lamb (Connecticut)

Most Valuable Player:

Kerry Bascom (Connecticut)

1988

(Fitzgerald Field House, University of Pittsburgh)

First Round:

#8 Seton Hall, 72 vs. #9 Georgetown, 63

Quarterfinals:

#4 Boston College, 71 vs. #5 Connecticut, 56
#1 Syracuse, 74 vs. #8 Seton Hall, 58
#3 St. John's, 71 vs. #6 Providence, 64
#7 Pittsburgh, 54 vs. #2 Villanova, 51

Semifinals:

#1 Syracuse, 56 vs. #4 Boston College, 49
#3 St. John's, 93 vs. #7 Pittsburgh, 73

Final:

#3 St. John's, 74 vs. #1 Syracuse, 72 (OT)

All-Tournament Team:

Geraldine Saintilus (Seton Hall)
Lorri Johnson (Pittsburgh)
Angela Alston (Syracuse)
Simone Courltandt (Syracuse)
Dolores Dixon (St. John's)

Most Valuable Player:

Sabrina Johnson (St. John's)

1987

(duPont Pavilion, Villanova)

First Round:

#8 Seton Hall, 77 vs. #9 Pittsburgh, 64

Quarterfinals:

#6 Boston College, 61 vs. #3 Syracuse, 52
#2 Providence, 71 vs. #7 Georgetown, 56
#4 St. John's, 68 vs. #5 Connecticut, 58
#1 Villanova, 53 vs. #8 Seton Hall, 47

Semifinals:

#1 Villanova, 59 vs. #4 St. John's, 40
#6 Boston College, 64 vs. #2 Providence, 63

Final:

#1 Villanova, 60 vs. #6 Boston College, 45

All-Tournament Team:

Doris Sable (Providence)
Dolores Dixon (St. John's)
Kathy Sweet (Boston College)
Mary Burke (Providence)
Pam Thornton (Boston College)

Most Valuable Player:

Shelly Pennefather (Villanova)

1986

(Roberts Center, Boston College)

First Round:

#9 Georgetown, 68 vs. #8 Seton Hall, 65 (OT)

Quarterfinals:

#3 Syracuse, 58 vs. #6 Pittsburgh, 57
#2 Villanova, 68 vs. #7 Connecticut, 47
#5 Boston College, 64 vs. #4 St. John's, 53
#1 Providence, 88 vs. #9 Georgetown, 53

Semifinals:

#2 Villanova, 69 vs. #3 Syracuse, 61
#1 Providence, 95 vs. #5 Boston College, 78

Final:

#2 Villanova, 71 vs. #1 Providence, 60

All-Tournament Team:

Jenny Bendall (Georgetown)
Britt King (Providence)
Marie Grant (Boston College)
Lynn Tighe (Villanova)
Doris Sable (Providence)

Most Valuable Player:

Shelly Pennefather (Villanova)

1985

(Manley Field House, Syracuse)

First Round:

#9 Seton Hall, 87 vs. #8 Connecticut, 73 (OT)

Quarterfinals:

#3 Boston College, 73 vs. #6 Providence, 59
#1 St. John's, 58 vs. #9 Seton Hall, 42
#5 Syracuse, 56 vs. #4 Pittsburgh, 55
#2 Villanova, 81 vs. #7 Georgetown, 53

Semifinals:

#2 Villanova, 66 vs. #3 Boston College, 57
#5 Syracuse, 67 vs. #1 St. John's, 49

Final:

#5 Syracuse, 57 vs. #2 Villanova, 56

All-Tournament Team:

Toni Igrec (Syracuse)
Shelly Pennefather (Villanova)
Karen Hargadon (Villanova)
Ann Odoy (Boston College)
Kathy O'Reilly (Seton Hall)

Most Valuable Player:

Janice Long (Syracuse)

1984

(Alumni Hall, St. John's)

First Round:

#9 Connecticut, 52 vs. #8 Boston College, 51

Quarterfinals:

#3 St. John's, 68 vs. #6 Providence, 52
#2 Villanova, 69 vs. #7 Georgetown, 59
#4 Seton Hall, 68 vs. #5 Syracuse, 62
#1 Pittsburgh, 60 vs. #9 Connecticut, 57

Semifinals:

#3 St. John's, 63 vs. #2 Villanova, 48
#4 Seton Hall, 80 vs. #1 Pittsburgh, 68

Final:

#3 St. John's, 66 vs. #4 Seton Hall, 46

All-Tournament Team:

Gloria Bradley (Seton Hall)
Julie Callan (Pittsburgh)
Leslie Fairbanks (Seton Hall)
Barbara Rapp (St. John's)
Janet Roos (St. John's)

Most Valuable Player:

Anne Marie McNamee (St. John's)

1983

(Alumni Hall, Providence College)

First Round:

#8 Boston College, 69 vs. #9 Connecticut, 57

Quarterfinals:

#1 Providence, 56 vs. #8 Boston College, 38
#4 Villanova, 72 vs. #5 Syracuse, 67
#2 St. John's, 61 vs. #7 Seton Hall, 54
#6 Georgetown, 61 vs. #3 Pittsburgh, 60

Semifinals:

#2 St. John's, 69 vs. #6 Georgetown, 58
#1 Providence, 71 vs. #4 Villanova, 69 (OT)

Final:

#2 St. John's, 74 vs. #1 Providence, 63

All-Tournament Team:

Nancy Bernhardt (Villanova)
Laurie St. Jean (Providence)
Diane Pugh (St. John's)
Kathy Finn (Providence)
Janet Roos (St. John's)

Most Valuable Player:

Debbie Beckford (St. John's)

National Postseason | BIG EAST In The NCAA Championship

YEAR-BY-YEAR IN THE NCAA CHAMPIONSHIP

Year	Record	Teams
2021	4-2	2 – UConn, MU
2019	1-2	2 – DPU, MU
2018	4-4	4 – CU, DPU, MU, VU
2017	2-3	3 – CU, DPU, MU
2016	2-3	3 – DPU, STJ, SHU
2015	1-2	2 – DPU, SHU
2014	3-2	2 – DPU, STJ
2013	16-7*	8 – UConn, DPU, UofL, ND, STJ, SYR, USF, NOVA
2012	15-8*	8 – UConn, DPU, GU, UofL, ND, RU, STJ, WVU
2011	19-9*	9 – UConn, DPU, GU, UofL, MU, ND, RU, STJ, WVU
2010	11-6	7 – UConn, DPU, GU, ND, RU, STJ, WVU
2009	15-6*	7 – UConn, DPU, UofL, ND, UP, RU, VU
2008	14-8*	8 – UConn, DPU, UofL, ND, UP, RU, SU, WVU
2007	13-8	8 – UConn, DPU, UofL, MU, ND, UP, RU, WVU
2006	8-7	7 – UConn, DPU, UofL, ND, RU, STJ, USF
2005	7-4	4 – BC, UConn, ND, RU
2004	12-7	8 – BC, UConn, Miami, ND, RU, VU, VT, WVU
2003	15-6*	7 – BC, UConn, Miami, ND, RU, VU, VT
2002	8-4	5 – BC, UConn, ND, SU, VU
2001	13-4*	5 – UConn, ND, RU, VU, VT
2000	13-3	4 – BC, UConn, ND, RU
1999	7-4	4 – BC, UConn, ND, RU
1998	7-4	4 – UConn, Miami, ND, RU
1997	7-2	2 – UConn, ND
1996	5-2	2 – UConn, ND
1995	7-1	2 – UConn, SHU
1994	5-2	2 – UConn, SHU
1993	3-3	3 – UConn, GU, Miami
1992	2-3	3 – UConn, Miami, PC
1991	4-2	2 – UConn, PC
1990	1-2	2 – UConn, PC
1989	0-3	3 – UConn, PC, VU
1988	1-3	3 – STJ, SU, VU
1987	0-1	1 – VU
1986	1-2	2 – PC, VU
1985	0-1	1 – SU
1984	0-1	1 – STJ
1983	0-1	1 – STJ

* includes BIG EAST teams vs. BIG EAST teams

BIG EAST ROUND-BY-ROUND RECORDS

Year	First Round	Second Round	Regional Semis	Regional Final	National Semi	National Final
	W-L	W-L	W-L	W-L	W-L	W-L
1983	0-1					
1984	0-1					
1985	0-1					
1986	1-1	0-1				
1987	0-1					
1988	1-1	0-2				
1989	0-3					
1990		1-1	0-1			
1991	1-0	1-1	1-0	1-0	0-1	
1992	1-1	1-1	0-1			
1993	2-1	1-1	0-1			
1994	2-0	2-0	1-1	0-1		
1995	2-0	1-1	1-0	1-0	1-0	1-0
1996	2-0	1-1	1-0	1-0	0-1	
1997	2-0	2-0	2-0	1-1	0-1	
1998	3-1	3-0	1-2	0-1		
1999	4-0	2-2	1-1	0-1		
2000	4-0	3-1	2-1	2-0	1-1	1-0
2001	5-0	2-3	2-0	2-0	1-1	1-0
2002	3-2	1-2	1-0	1-0	1-0	1-0
2003	6-1	4-2	2-2	1-1	1-0	1-0
2004	5-3	3-2	1-2	1-0	1-0	1-0
2005	4-0	2-2	1-1	0-1		
2006	4-3	3-1	1-2	0-1		
2007	7-1	2-5	2-0	1-1	1-0	0-1
2008	6-2	5-1	2-3	1-1	0-1	
2009	4-3	4-0	2-2	2-0	2-0	1-1
2010	5-2	2-3	1-1	1-0	1-0	1-0
2011	9-0	5-4	2-3	2-0	1-1	0-1
2012	7-1	3-4	2-1	2-0	1-1	0-1
2013	4-4	3-1	3-0	3-0	2-1	1-1
2014	2-0	1-1	0-1			
2015	1-1	0-1				
2016	1-2	1-0	0-1			
2017	2-1	0-2				
2018	4-0	0-4				
2019	2-0	0-1				
2021	1-1	1-0	1-0	1-0	0-1	
Record	106-40	60-51	33-27	24-9	14-10	9-5
Win%	.726	.541	.550	.727	.583	.643



It's been an all-BIG EAST national title game twice in league history - both being UConn-Louisville matchups (2013, 2009) and with the Huskies winning each time



Connecticut has won 11 national championships, including eight as a member of the BIG EAST

National Postseason | **BIG EAST In The NCAA Championship**

BIG EAST Record in the NCAA Tournament: 246-142 (.634)

Record Since 2013-14 17-18 (.486)

National Championships (9): Connecticut (1995, 2000, 2002, 2003, 2004, 2009, 2010, 2013)
Notre Dame (2001)

Final Four Appearances (24): Connecticut (1991, 1995, 1996, 2000, 2001, 2002, 2003, 2004, 2008, 2009, 2010, 2011, 2012, 2013, 2020)
Louisville (2009, 2013)
Notre Dame (1997, 2001, 2011, 2012, 2013)
Rutgers (2000, 2007)

Four Bids: 1998 (Connecticut, Miami, Notre Dame, Rutgers)
1999 (Boston College, Connecticut, Notre Dame, Rutgers)
2000 (Boston College, Connecticut, Notre Dame, Rutgers)
2005 (Boston College, Connecticut, Notre Dame, Rutgers)
2018 (Creighton, DePaul, Marquette, Villanova)

Five Bids: 2001 (Connecticut, Notre Dame, Rutgers, Villanova, Virginia Tech)
2002 (Boston College, Connecticut, Notre Dame, Syracuse, Villanova)

Seven Bids: 2003 (Boston College, Connecticut, Miami, Notre Dame, Rutgers, Villanova, Virginia Tech)
2006 (Connecticut, DePaul, Louisville, Notre Dame, Rutgers, St. John's, USF)
2009 (Connecticut, DePaul, Louisville, Notre Dame, Pittsburgh, Rutgers, Villanova)
2010 (Connecticut, DePaul, Georgetown, Notre Dame, Rutgers, St. John's, West Virginia)

Eight Bids: 2004 (Boston College, Connecticut, Miami, Notre Dame, Rutgers, Villanova, Virginia Tech, West Virginia)
2007 (Connecticut, DePaul, Louisville, Marquette, Notre Dame, Pittsburgh, Rutgers, West Virginia)
2008 (Connecticut, DePaul, Louisville, Notre Dame, Pittsburgh, Rutgers, Syracuse, West Virginia)
2012 (Connecticut, DePaul, Georgetown, Louisville, Notre Dame, Rutgers, St. John's, West Virginia)
2013 (Connecticut, DePaul, Louisville, Notre Dame, St. John's, Syracuse, USF, Villanova)

Nine Bids: 2011 (Connecticut, DePaul, Georgetown, Louisville, Marquette, Notre Dame, Rutgers, St. John's, West Virginia)

School (apps)	NCAA Record	Years Participated	Highest Advancement
Butler (1)	0-1	1996	Regional First Round, 1996
Connecticut (32)	125-21/95-18*	1989-19, '21	National Champions, 1995, '00, '02, '03, '04, '09, '10, '13-'16
Creighton (7)	5-7/2-2*	1992, 94, 2002, '12, '13, '17, '18	Regional Second Round, 1992, 1994, 2013, 2017, 2018
DePaul (24)	17-24/12-14*	1990-93, 1995-97, 2003-19	Regional Semifinal, 2006, 2010, 2014, 2016
Georgetown (4)	6-4*	1993, 2010-12	Regional Semifinal, 1993
Marquette (13)	6-13/4-6*	1994-95, 1997-2000, '04, '07, '11, '17-19, '21	Regional Second Round, 1997, 2004, 2007, 2018, 2019
Providence (5)	2-5*	1986, 1989-92	Regional Semifinal, 1990
St. John's (10)	7-10*	1983-84, 1988, 2006, 2010-14, '16	Regional Final, 2012
Seton Hall (4)	3-4*	1994-95, 2015-16	Regional Semifinal, 1994
Villanova (11)	8-11*	1986-89, 2001-04, '09, '13, '18	Regional Final, 2003
Xavier (10)	8-10	1993, 99, 2000-01, 03, 07-11	Regional Final, 2001, 2010
Cincinnati (4)	1-4/0-0*	1989, 1999, 2002-03	Regional Second Round, 2002
Louisville (23)	34-22/16-7*	1983-84, '93, '95, '97-'99, 2001, 2005-09, 2011-19, '21	National Final, 2009, '13
Notre Dame (26)	67-24/41-17*	1992, '94, '96-19	National Champions, 2001, '18
Pittsburgh (4)	6-4	2007-09, '15	Regional Semifinal, 2008, '09
Rutgers (26)	36-25/26-13*	1986-94, 1998-01, 2003-12, '15, '19-21	National Final, 2007
USF (7)	3-6/1-2*	2006, 2013, '15-18, '21	Regional Second Round, 2013, 2015-16
Syracuse (12)	9-11/0-5	1985, 1988, 2002, '08, '13-19, 21	National Final, 2016
West Virginia (13)	10-12/5-6*	1989-92, 2004, 2007-08, 2010-15, '16-17, '21	Regional Semifinal, 1992

* - during BIG EAST membership

National Postseason I **BIG EAST In The NCAA Championship**

2020-21 (4-2)^A

Connecticut (No. 1 seed)	W 102-59	No. 16 seed High point (River Walk Region First Round, San Antonio, Texas)
	W 83-47	No. 8 seed Syracuse (River Walk Region Second Round, San Antonio, Texas)
	W 92-72	No. 5 seed Iowa (River Walk Region Semifinal, San Antonio, Texas)
	W 69-67	No. 2 seed Baylor (River Walk Region Final, San Antonio, Texas)
	L 59-69	No. 3 seed Arizona (National Semifinal, San Antonio, Texas)
Marquette (No. 10 seed)	L 63-70	No. 7 seed Virginia Tech (River Walk Region First Round, San Antonio, Texas)

2019-20*

2018-19 (1-2)

DePaul (No. 6 seed)	L 78-89	No. 11 seed Missouri State (Chicago Region First Round, Ames, Iowa)
Marquette (No. 5 seed)	W 58-54 (OT)	No. 12 seed Rice (Chicago Region First Round, College Station, Texas)
	L 76-78	No. 4 seed Texas A&M (Chicago Region Second Round, College Station, Texas)

2017-18 (4-4)

Creighton (No. 11 seed)	W 76-70	No. 6 seed Iowa (Kansas City Region First Round, Los Angeles, Calif.)
	L 64-86	No. 3 seed UCLA (Kansas City Region Second Round, Los Angeles, Calif.)
DePaul (No. 5 seed)	W 90-79	No. 12 seed Oklahoma (Spokane Region First Round, College Station, Texas)
	L 79-80	No. 4 seed Texas A&M (Spokane Region Second Round, College Station, Texas)
Marquette (No. 8 seed)	W 84-65	No. 9 seed Dayton (Lexington Region First Round, Louisville, Ky.)
	L 72-90	No. 1 seed Louisville (Lexington Region Second Round, Louisville, Ky.)
Villanova (No. 9 seed)	W 81-74 (OT)	No. 8 seed South Dakota State (Spokane Region First Round, Notre Dame, Ind.)
	L 72-98	No. 1 seed Notre Dame (Spokane Region Second Round, Notre Dame, Ind.)

2016-17 (2-3)

Creighton (No. 7 seed)	W 76-49	No. 10 seed Toledo (Stockton Region First Round, Corvallis, Ore.)
	L 52-64	No. 2 seed Oregon State (Stockton Region Second Round, Corvallis, Ore.)
DePaul (No. 7 seed)	W 88-67	No. 10 seed UNI (Oklahoma City Region First Round, Starkville, Miss.)
	L 71-92	No. 2 seed Mississippi State (Oklahoma City Region Second Round, Starkville, Miss.)
Marquette (No. 5 seed)	L 65-68	No. 12 seed Quinnipiac (Stockton Region First Round, Coral Gables, Fla.)

2015-16 (2-3)

DePaul (No. 6 seed)	W 97-67	No. 11 seed James Madison (Dallas Region First Round, Louisville, Ky.)
	W 73-72	No. 3 seed Louisville (Dallas Region Second Round, Louisville, Ky.)
	L 71-83	No. 2 Oregon State (Dallas Region Semifinal, Dallas, Texas)
St. John's (No. 8 seed)	L 57-68	No. 9 Auburn (Dallas Region First Round, Waco, Texas)
Seton Hall (No. 8 seed)	L 76-97	No. 9 Duquesne (Bridgeport Region First Round, Storrs, Conn.)

2014-15 (1-2)

DePaul (No. 9 seed)	W 79-72	No. 8 seed Minnesota (Oklahoma City Region First Round, Notre Dame, Ind.)
	L 79-67	No. 1 seed Notre Dame (Oklahoma City Region Second Round, Notre Dame, Ind.)
Seton Hall (No. 9 seed)	L 79-66	No. 8 seed Rutgers (Albany Region First Round, Storrs, Conn.)

2013-14 (3-2)

DePaul (No. 7 seed)	W 104-100	No. 10 seed Oklahoma (Lincoln Region First Round, Durham, N.C.)
	W 74-65	No. 2 seed Duke (Lincoln Region Second Round, Durham, N.C.)
	L 84-65	No. 3 seed Texas A&M (Lincoln Region Semifinal, Lincoln, Neb.)
St. John's (No. 8 seed)	W 71-68	No. 9 seed Southern California (Louisville Region First Round, Knoxville, Tenn.)
	L 67-51	No. 1 seed Tennessee (Louisville Region Second Round, Knoxville, Tenn.)

2012-13 (16-7)

Connecticut (No. 1 seed)	W 105-37	No. 16 seed Idaho (Bridgeport Region First Round, Storrs, Conn.)
	W 77-44	No. 8 seed Vanderbilt (Bridgeport Region Second Round, Storrs, Conn.)
	W 76-50	No. 4 seed Maryland (Bridgeport Region Semifinal, Bridgeport, Conn.)
	W 83-53	No. 2 seed Kentucky (Bridgeport Regional Final, Bridgeport, Conn.)
	W 83-65	No. 1 seed Notre Dame (National Semifinal, New Orleans, La.)
	W 93-60	No. 5 seed Louisville (National Championship, New Orleans, La.)
DePaul (No. 10 seed)	L 73-56	No. 7 Oklahoma State (Norfolk Region First Round, Durham, N.C.)
Louisville (No. 5 seed)	W 74-49	No. 12 seed Middle Tenn. St. (Oklahoma City Region First Round, Louisville, Ky.)
	W 76-63	No. 4 seed Purdue (Oklahoma City Region Second Round, Louisville, Ky.)
	W 82-81	No. 1 Baylor (Oklahoma City Region Semifinal, Oklahoma City, Okla.)
	W 86-78	No. 2 seed Tennessee (Oklahoma City Region Final, Oklahoma City, Okla.)
	W 64-57	No. 2 seed California (National Semifinal, New Orleans, La.)
	L 93-60	No. 1 Connecticut (National Championship, New Orleans, La.)
Notre Dame (No. 1 seed)	W 97-64	No. 16 seed UT-Martin (Norfolk Region First Round, Iowa City, Iowa)
	W 74-57	No. 9 seed Iowa (Norfolk Region Second Round, Iowa City, Iowa)
	W 93-63	No. 12 seed Kansas (Norfolk Region Semifinal, Norfolk, Va.)
	W 87-76	No. 2 seed Duke (Norfolk Region Final, Norfolk, Va.)
	L 83-65	No. 1 seed Connecticut (National Semifinal, New Orleans, La.)
St. John's (No. 10 seed)	L 96-90 (ZOT)	No. 7 seed Dayton (Bridgeport Region First Round, Queens, N.Y.)
USF (No. 10 seed)	W 71-70	No. 7 seed Texas Tech (Spokane Region First Round, Lubbock, Texas)
	L 82-78	No. 2 seed California (Spokane Region Second Round, Lubbock, Texas)
Syracuse (No. 7 seed)	L 61-56	No. 10 seed Creighton (Oklahoma City Region First Round, Knoxville, Tenn.)
Villanova (No. 9 seed)	L 60-52	No. 8 seed Michigan (Spokane Region First Round, Palo Alto, Calif.)

^Aall games of the 2021 NCAA Tournament were played in San Antonio, Texas

*The 2020 NCAA Tournament was cancelled due to the COVID-19 pandemic; DePaul would have been the BIG EAST's automatic bid after winning the 2020 BIG EAST Tournament

2011-12 (15-8)

Connecticut (No. 1 seed)	W 83-47	No. 16 seed Prairie View (Kingston Region First Round, Bridgeport, Conn.)
	W 72-26	No. 8 seed Kansas St. (Kingston Region Second Round, Bridgeport, Conn.)
	W 77-59	No. 4 seed Penn State (Kingston Region Semifinal, Bridgeport, Conn.)
	W 80-65	No. 2 seed Kentucky (Kingston Region Final, Kingston, R.I.)
	L 83-75 (OT)	No. 1 seed Notre Dame (National Semifinal, Denver, Colo.)
DePaul (No. 7 seed)	W 59-55	No. 10 seed BYU (Des Moines Region First Round, Little Rock, Ark.)
	L 63-48	No. 2 seed Tennessee (Des Moines Region Second Round, Little Rock, Ark.)
Georgetown (No. 5 seed)	W 61-56	No. 12 seed Fresno St. (Des Moines Region First Round, Chapel Hill, N.C.)
	L 76-64	No. 4 seed Georgia Tech (Des Moines Region Second Round, Chapel Hill, N.C.)
Louisville (No. 7 seed)	W 67-55	No. 10 seed Michigan State (Raleigh Region First Round, College Park, Md.)
	L 72-68	No. 2 seed Maryland (Raleigh Region First Round, College Park, Md.)
Notre Dame (No. 1 seed)	W 74-43	No. 16 seed Liberty (Raleigh Region First Round, South Bend, Ind.)
	W 73-62	No. 8 seed California (Raleigh Region Second Round, South Bend, Ind.)
	W 79-35	No. 5 seed St. Bonaventure (Raleigh Region Semifinal, South Bend, Ind.)
	W 80-49	No. 2 seed Maryland (Raleigh Region Semifinal, Raleigh, N.C.)
	W 83-75 (OT)	No. 1 seed Connecticut (National Semifinal, Denver, Colo.)
	L 80-61	No. 1 seed Baylor (National Final, Denver, Colo.)
Rutgers (No. 6 seed)	L 86-73	No. 11 Gonzaga (Kingston Region First Round, Spokane, Wash.)
St. John's (No. 3 seed)	W 69-67	No. 14 seed Creighton (Fresno Region First Round, Norman, Okla.)
	W 74-70	No. 6 seed Oklahoma (Fresno Region First Round, Norman, Okla.)
	L 74-40	No. 2 seed Duke (Fresno Region Semifinal, Norman, Okla.)
West Virginia	W 68-55	No. 9 seed Texas (Fresno Region First Round, Norfolk, Va.)
	L 72-55	No. 1 seed Stanford (Fresno Region Second Round, Norfolk, Va.)

2010-11 (19-9)

Connecticut (No. 1 seed)	W 75-39	No. 16 seed Hartford (Philadelphia Region First Round, Storrs, Conn.)
	W 64-40	No. 9 seed Purdue (Philadelphia Region Second Round, Storrs, Conn.)
	W 68-63	No. 5 seed Georgetown (Philadelphia Region Semifinal, Philadelphia, Pa.)
	W 75-40	No. 2 seed Duke (Philadelphia Region Final, Philadelphia, Pa.)
	L 72-63	No. 2 seed Notre Dame (National Semifinal, Indianapolis, Ind.)
Notre Dame (No. 2 seed)	W 67-54	No. 15 seed Utah (Dayton Region First Round, Salt Lake City, Utah)
	W 77-64	No. 10 seed Temple (Dayton Region Second Round, Salt Lake City, Utah)
	W 78-53	No. 6 seed Oklahoma (Dayton Region Semifinal, Dayton, Ohio)
	W 73-59	No. 1 seed Tennessee (Dayton Region Final, Dayton, Ohio)
	W 72-63	No. 1 seed Connecticut (National Semifinal, Indianapolis, Ind.)
	L 76-70	No. 2 seed Texas A&M (National Championship, Indianapolis, Ind.)
DePaul (No. 3 seed)	W 56-43	No. 14 seed Navy (Philadelphia Region First Round, University Park, Pa.)
	W 75-73	No. 6 seed Penn State (Philadelphia Region Second Round, University Park, Pa.)
	L 70-63	No. 2 seed Duke (Philadelphia Region Semifinal, Philadelphia, Pa.)
Georgetown (No. 5 seed)	W 65-49	No. 12 seed Princeton (Philadelphia Region First Round, College Park, Md.)
	W 79-57	No. 4 seed Maryland (Philadelphia Region Second Round, College Park, Md.)
	L 68-63	No. 1 seed Connecticut (Philadelphia Region Semifinal, Philadelphia, Pa.)
Rutgers (No. 7 seed)	W 76-5	No. 10 seed Louisiana Tech (Dallas Region First Round, Shreveport, La.)
	L 76-5	No. 2 seed Texas A&M (Dallas Region Second Round, Shreveport, La.)
Louisville (No. 7 seed)	W 81-6	No. 10 seed Vanderbilt (Spokane Region First Round, Cincinnati, Ohio)
	W 85-7	No. 2 seed Xavier (Spokane Region Second Round, Cincinnati, Ohio)
	L 76-6	No. 11 seed Gonzaga (Spokane Region Semifinal, Spokane, Wash.)
Marquette (No. 8 seed)	W 68-65	No. 9 seed Texas (Dayton Region First Round, Knoxville, Tenn.)
	L 79-70	No. 1 seed Tennessee (Dayton Region Second Round, Knoxville, Tenn.)
St. John's (No. 9 seed)	W 55-50	No. 8 seed Texas Tech (Spokane Region First Round, Stanford, Calif.)
	L 75-49	No. 1 seed Stanford (Spokane Region Second Round, Stanford, Calif.)
West Virginia (No. 9 seed)	W 79-73	No. 8 seed Houston (Dallas Region First Round, Waco, Texas)
	L 82-68	No. 1 seed Baylor (Dallas Region Second Round, Waco, Texas)

2009-10 (11-6)

Connecticut (No. 1 seed)	W 95-39	No. 16 seed Southern (Dayton Region First Round, Norfolk, Va.)
	W 90-36	No. 8 seed Temple (Dayton Region Second Round, Norfolk, Va.)
	W 74-36	No. 4 seed Iowa State (Dayton Region Semifinal, Dayton, Ohio)
	W 90-50	No. 3 seed Florida State (Dayton Region Final, Dayton, Ohio)
	W 70-50	No. 4 seed Baylor (National Semifinal, San Antonio, Texas)
	W 53-47	No. 1 seed Stanford (National Championship, San Antonio, Texas)
Notre Dame (No. 2 seed)	W 86-58	No. 15 seed Cleveland State (Kansas City Region First Round, Notre Dame, Ind.)
	W 84-66	No. 10 seed Vermont (Kansas City Region First Round, Notre Dame, Ind.)
	L 77-72 (OT)	No. 3 seed Oklahoma (Kansas City Region Semifinal, Kansas City, Mo.)
West Virginia (No. 3 seed)	W 58-43	No. 14 seed Lamar (Memphis Region First Round, Austin, Texas)
	L 64-55	No. 11 seed San Diego State (Memphis Region Second Round, Austin, Texas)
Georgetown (No. 5 seed)	W 62-42	No. 12 seed Marist (Memphis Region First Round, Berkeley, Calif.)
	L 49-33	No. 4 seed Baylor (Memphis Region Second Round, Berkeley, Calif.)
St. John's (No. 6 seed)	W 65-47	No. 11 seed Princeton (Dayton Region First Round, Tallahassee, Fla.)
	L 66-65 (OT)	No. 3 seed Florida State (Dayton Region Second Round, Tallahassee, Fla.)
Rutgers (No. 9 seed)	L 70-63	No. 8 seed Iowa (Sacramento Region First Round, Stanford, Calif.)
DePaul (No. 11 seed)	L 83-76 (OT)	No. 6 seed Vanderbilt (Sacramento Region First Round, Cincinnati, Ohio)

National Postseason | BIG EAST In The NCAA Championship

2000-01 (13-4)

Connecticut (No. 1 seed)	W 101-29	No. 16 seed Long Island (East Region First Round, Storrs, Conn.)
	W 89-44	No. 9 seed Colorado State (East Region Second Round, Storrs, Conn.)
	W 72-58	No. 4 seed NC State (East Region Semifinal, Pittsburgh, Pa.)
	W 67-48	No. 3 seed Louisiana Tech (East Region Final, Pittsburgh, Pa.)
	L 90-75	No. 1 seed Notre Dame (National Semifinal, St. Louis, Mo.)
Notre Dame (No. 1 seed)	W 98-49	No. 16 seed Alcorn State (Midwest Region First Round, Notre Dame, Ind.)
	W 88-54	No. 8 seed Michigan (Midwest Region Second Round, Notre Dame, Ind.)
	W 69-54	No. 5 seed Utah (Midwest Region Semifinal, Denver, Colo.)
	W 72-64	No. 3 seed Vanderbilt (Midwest Region Final, Denver, Colo.)
	W 90-75	No. 1 seed Connecticut (National Semifinal, St. Louis, Mo.)
	W 68-66	No. 3 seed Purdue (National Championship, St. Louis, Mo.)
Rutgers (No. 4 seed)	W 80-43	No. 13 seed Stephen F. Austin (West Region First Round, Piscataway, N.J.)
	L 60-53	No. 5 seed SW Missouri State (West Region Second Round, Piscataway, N.J.)
Villanova (No. 5 seed)	W 66-58	No. 12 seed Drake (East Region First Round, Raleigh, N.C.)
	L 68-64	No. 4 seed NC State (East Region Second Round, Raleigh, N.C.)
Virginia Tech (No. 7 seed)	W 77-57	No. 10 seed Denver (Midwest Region First Round, Lubbock, Texas)
	L 73-52	No. 2 seed Texas Tech (Midwest Region Second Round, Lubbock, Texas)

1999-00 (13-3)

Boston College (No. 5 seed)	W 93-76	No. 12 seed Nebraska (Midwest Region First Round, Charlottesville, Va.)
	L 74-70	No. 4 seed Virginia (Midwest Region Second Round, Charlottesville, Va.)
Connecticut (No. 1 seed)	W 116-46	No. 16 seed Hampton (East Region First Round, Storrs, Conn.)
	W 83-45	No. 9 seed Clemson (East Region Second Round, Storrs, Conn.)
	W 102-80	No. 5 seed Oklahoma (East Region Semifinal, Richmond, Va.)
	W 86-71	No. 3 seed LSU (East Region Final, Richmond, Va.)
	W 89-67	No. 2 seed Penn State (National Semifinal, Philadelphia, Pa.)
	W 71-52	No. 1 seed Tennessee (National Championship, Philadelphia, Pa.)
Notre Dame (No. 2 seed)	W 87-61	No. 15 seed San Diego (Midwest Region First Round, Notre Dame, Ind.)
	W 95-60	No. 7 seed Geo. Washington (Midwest Region Second Round, Notre Dame, Ind.)
	L 69-65	No. 3 seed Texas Tech (Midwest Region Semifinal, Memphis, Tenn.)
Rutgers (No. 2 seed)	W 91-70	No. 15 seed Holy Cross (West Region First Round, Piscataway, N.J.)
	W 59-39	No. 10 seed St. Joseph's (West Region Second Round, Piscataway, N.J.)
	W 60-45	No. 11 seed UAB (West Region Semifinal, Portland, Ore.)
	W 59-51	No. 1 seed Georgia (West Region Final, Portland, Ore.)
	L 64-54	No. 1 seed Tennessee (National Semifinal, Philadelphia, Pa.)

1998-99 (7-4)

Boston College (No. 8 seed)	W 72-59	No. 9 seed Ohio State (East Region First Round, Knoxville, Tenn.)
	L 89-62	No. 1 seed Tennessee (East Region Second Round, Knoxville, Tenn.)
Connecticut (No. 1 seed)	W 97-46	No. 16 seed St. Francis (Midwest Region First Round, Storrs, Conn.)
	W 86-84	No. 8 seed Xavier (Midwest Region Second Round, Storrs, Conn.)
	L 64-58	No. 4 seed Iowa State (Midwest Region Semifinal, Cincinnati, Ohio)
Notre Dame (No. 5 seed)	W 61-57	No. 12 seed St. Mary's (West Region First Round, Baton Rouge, La.)
	L 74-64	No. 4 seed LSU West Region Second Round, Baton Rouge, La.)
Rutgers (No. 3 seed)	W 84-70	No. 14 seed Dartmouth (Midwest Region First Round, Piscataway, N.J.)
	W 90-47	No. 6 seed Arizona (Midwest Region Second Round, Piscataway, N.J.)
	W 53-42	No. 2 seed Texas Tech (Midwest Region Semifinal, Normal, Ill.)
	L 75-62	No. 1 seed Purdue (Midwest Region Final, Normal, Ill.)

1997-98 (7-4)

Connecticut (No. 2 seed)	W 93-52	No. 15 seed Fairfield (East Region First Round, Storrs, Conn.)
	W 75-67	No. 10 seed George Washington (East Region Second Round, Storrs, Conn.)
	W 74-57	No. 3 seed Arizona (East Region Semifinal, Dayton, Ohio)
	L 60-52	No. 4 seed North Carolina State (East Region Final, Dayton, Ohio)
Miami (No. 11 seed)	L 60-49	No. 6 seed Clemson (Midwest Region First Round, Ruston, La.)
Notre Dame (No. 9 seed)	W 78-64	No. 8 seed SW Missouri State (Midwest Region First Round, Lubbock, Texas)
	W 74-59	No. 1 seed Texas Tech (Midwest Region Second Round, Lubbock, Texas)
	L 70-65	No. 4 seed Purdue (Midwest Region Semifinal, Lubbock, Texas)
Rutgers (No. 5 seed)	W 79-76	No. 12 seed Oregon (Midwest Region First Round, Ames, Iowa)
	W 62-61	No. 4 seed Iowa State (Midwest Region Second Round, Ames, Iowa)
	L 92-60	No. 1 seed Tennessee (Midwest Region Semifinal, Nashville, Tenn.)

1996-97 (7-2)

Connecticut (No. 1 seed)	W 103-35	No. 16 seed Lehigh (Midwest Region First Round, Storrs, Conn.)
	W 72-53	No. 9 seed Iowa (Midwest Region Second Round, Storrs, Conn.)
	W 78-73	No. 4 seed Illinois (Midwest Region Semifinal, Iowa City, Iowa)
	L 91-81	No. 3 seed Tennessee (Midwest Region Final, Iowa City, Iowa)
Notre Dame (No. 6 seed)	W 93-62	No. 11 seed Memphis (East Region First Round, Austin, Texas)
	W 86-83	No. 3 seed Texas (East Region Second Round, Austin, Texas)
	W 87-71	No. 2 seed Alabama (East Region Semifinal, Columbia, S.C.)
	W 62-52	No. 5 seed George Washington (East Region Final, Columbia, S.C.)
	L 80-66	No. 3 seed Tennessee (National Semifinal, Cincinnati, Ohio)

1995-96 (5-2)

Connecticut (No. 1 seed)	W 94-63	No. 16 seed Howard (Midwest Region First Round, Storrs, Conn.)
	W 88-68	No. 9 seed Michigan State (Midwest Region Second Round, Storrs, Conn.)
	W 72-44	No. 12 seed San Francisco (Midwest Region Semifinal, Rosemont, Ill.)
	W 67-57	No. 3 seed Vanderbilt (Midwest Region Final, Rosemont, Ill.)
	L 88-83	No. 1 seed Tennessee (National Semifinal, Charlotte, N.C.)
Notre Dame (No. 12 seed)	W 73-60	No. 5 seed Purdue (Midwest Region First Round, Lubbock, Texas)
	L 82-67	No. 4 seed Texas Tech (Midwest Region Second Round, Lubbock, Texas)

1994-95 (7-1)

Connecticut (No. 1 seed)	W 105-75	No. 16 seed Maine (East Region First Round, Storrs, Conn.)
	W 91-45	No. 8 seed Virginia Tech (East Region Second Round, Storrs, Conn.)
	W 87-56	No. 4 seed Alabama (East Region Semifinal, Storrs, Conn.)
	W 67-63	No. 3 seed Virginia (East Region Final, Storrs, Conn.)
	W 87-60	No. 2 seed Stanford (National Semifinal, Minneapolis, Minn.)
	W 70-64	No. 1 seed Tennessee (National Championship, Minneapolis, Minn.)
Seton Hall (No. 6 seed)	W 73-63	No. 11 seed Stephen F. Austin (West Region First Round, Chapel Hill, N.C.)
	L 59-49	No. 3 seed North Carolina (West Region Second Round, Chapel Hill, N.C.)

1993-94 (5-2)

Connecticut (No. 1 seed)	W 79-60	No. 16 seed Brown (East Region First Round, Storrs, Conn.)
	W 81-59	No. 9 seed Auburn (East Region Second Round, Storrs, Conn.)
	W 78-64	No. 4 seed So. Mississippi (East Region Semifinal, Piscataway, N.J.)
	L 81-69	No. 3 seed North Carolina (East Region Final, Piscataway, N.J.)
Seton Hall (No. 4 seed)	W 70-60	No. 13 seed Vermont (Midwest Region First Round, South Orange, N.J.)
	W 71-66	No. 5 seed Texas (Midwest Region Second Round, South Orange, N.J.)
	L 64-60	No. 1 seed Penn State (Midwest Region Semifinal, Austin, Texas)

1992-93 - no teams seeded below No. 4 (3-3)

Miami	W 61-44	St. Peter's (East Region First Round, Miami, Fla.)
	L 78-63	No. 4 seed W. Kentucky (East Region Second Round, Bowling Green, Ky.)
Georgetown	W 76-74	Northern Illinois (East Region First Round, Washington, D.C.)
	W 68-67	No. 3 seed Penn State (East Region Second Round, University Park, Pa.)
	L 77-57	No. 2 seed Virginia (East Region Semifinal, Richmond, Va.)
Connecticut	L 74-71	Louisville (Midwest Region First Round, Storrs, Conn.)

1991-92 (2-3)

Miami (No. 2 seed)	W 86-72	No. 7 seed North Carolina (East Region Second Round, Miami, Fla.)
	L 77-67	No. 3 Vanderbilt (East Region Semifinal, Charlottesville, Va.)
Connecticut (No. 6 seed)	W 83-66	No. 11 seed St. Peter's (East Region First Round, Storrs, Conn.)
	L 75-47	No. 3 Vanderbilt (East Region Second Round, Nashville, Tenn.)
Providence (No. 7 seed)	L 74-64	No. 10 Toledo (Midwest Region First Round, Providence, R.I.)

1990-91 (4-2)

Connecticut (No. 3 seed)	W 81-80	No. 11 seed Toledo (East Region Second Round, Storrs, Conn.)
	W 82-71	No. 2 seed NC State (East Region Semifinal, Philadelphia, Pa.)
	W 60-57	No. 4 seed Clemson (East Region Final, Philadelphia, Pa.)
	L 61-55	No. 1 seed Virginia (National Semifinal, New Orleans, La.)
Providence (No. 5 seed)	W 88-87	No. 12 seed Fairfield (East Region First Round, Providence, R.I.)
	L 103-91	No. 4 seed Clemson (East Region Second Round, Clemson, S.C.)

1989-90 (1-2)

Providence (No. 3 seed)	W 77-75	No. 6 seed Maryland (East Region Second Round, Providence, R.I.)
	L 77-71	No. 2 seed Virginia (East Region Semifinal, Norfolk, Va.)
Connecticut (No. 4 seed)	L 61-59	No. 5 seed Clemson (East Region Second Round, Storrs, Conn.)

1988-89 (0-3)

Connecticut (No. 8 seed)	L 72-63	No. 9 seed La Salle (East Region First Round, Storrs, Conn.)
Providence (No. 11 seed)	L 94-74	No. 6 seed James Madison (East Region First Round, Harrisonburg, Va.)
Villanova (No. 11 seed)	L 66-41	No. 6 seed Old Dominion (Midwest Region First Round, Norfolk, Va.)

1987-88 (1-3)

St. John's (No. 7 seed)	W 83-70	No. 10 seed Fairfield (East Region First Round, Jamaica, N.Y.)
	L 85-64	No. 2 seed Virginia (East Region Second Round, Charlottesville, Va.)
Syracuse (No. 6 seed)	L 116-75	No. 3 seed Ohio State (Midwest Region Second Round, Columbus, Ohio)
Villanova (No. 8 seed)	L 53-51	No. 9 seed Wake Forest (East Region First Round, Villanova, Pa.)

1986-87 (0-1)

Villanova (No. 6 seed)	L 68-67	No. 3 seed N.C. State (East Region Second Round, Philadelphia, Pa.)
------------------------	---------	---

1985-86 (1-2)

Providence (No. 9 seed)	L 55-53	No. 8 seed James Madison (East Region First Round, Providence, R.I.)
Villanova (No. 7 seed)	W 60-55	No. 10 seed La Salle (East Region First Round, Philadelphia, Pa.)
	L 85-58	No. 2 seed Rutgers (East Region Second Round, New Brunswick, N.J.)

1984-85 (0-1)

Syracuse (No. 8 seed)	L 88-63	No. 1 seed Old Dominion (East Region First Round, Norfolk, Va.)
-----------------------	---------	---

1983-84 (0-1)

St. John's (No. 7 seed)	L 81-79	No. 2 seed North Carolina (East Region First Round, Chapel Hill, N.C.)
-------------------------	---------	--

1982-83 (0-1)

St. John's (No. 7 seed)	L 86-63	No. 2 seed Old Dominion (East Region First Round, Norfolk, Va.)
-------------------------	---------	---

National Postseason I **BIG EAST In The WNIT**

2020-21^A			2011-12 (9-4)		2005-06 (9-4)
Villanova	W 78-51	Massachusetts (First Round, Charlotte, N.C.)	Cincinnati	W 68-63 (OT)	Duquesne (First Round, Cincinnati, Ohio)
	W 77-57	Florida (Second Round, Charlotte, N.C.)		L 72-51	Toledo (Second Round, Toledo, Ohio)
	L 70-77	Delaware (Round of 16, Charlotte, N.C.)	USF	W 76-20	Florida Atlantic (First Round, Tampa, Fla.)
Creighton	W 72-65	Bowling Green (First Round, Rockford, Ill.)		W 77-61	Florida International (Second Round, Tampa, Fla.)
	L 63-64	Northern Iowa (Second Round, Rockford, Ill.)		L 72-45	James Madison (Third Round, Harrisonburg, Va.)
DePaul	L 72-74	Saint Louis (First Round, Rockford, Ill.)	Syracuse	W 59-42	Hartford (First Round, Hartford, Conn.)
	L 91-100	Drake (Consolation Round, Rockford, Ill.)		W 65-43	Drexel (Second Round, Philadelphia, Pa.)
				W 82-68	Temple (Third Round, Philadelphia, Pa.)
2019-20^A				W 74-73 (ot)	Toledo (Quarterfinal Round, Toledo, Ohio)
				L 74-71	James Madison (Semifinal Round, Harrisonburg, Pa.)
2018-19 (8-5)			Villanova	W 58-39	American (First Round, Villanova, Pa.)
Butler	W 89-72	Northeastern (First Round, Indianapolis, Ind.)		W 58-55	Illinois State (Second Round, Normal, Ill.)
	W 70-52	Kent State (Second Round, Indianapolis, Ind.)		L 48-47	Colorado (Third Round, Boulder, Colo.)
	L 65-72	Cincinnati (Round of 16, Cincinnati, Ohio)	2010-11 (3-1)		
Georgetown	W 90-59	Sacred Heart (First Round, Washington, D.C.)	Syracuse	W 77-53	Monmouth (First Round, Syracuse, N.Y.)
	W 70-65	Harvard (Second Round, Cambridge, Mass.)		W 63-53	St. Bonaventure (Syracuse, N.Y.)
	W 53-46	Providence (Round of 16, Providence, R.I.)		W 72-63	Eastern Michigan (Syracuse, N.Y.)
	L 44-54	James Madison (Quarterfinals, Harrisonburg, Va.)		L 71-68 (ot)	Toledo (Toledo, Ohio)
Providence	W 71-54	Hartford (First Round, Providence, R.I.)	2009-10 (7-5)		
	W 64-54	Penn (Second Round, Providence, R.I.)	Marquette	W 85-56	Eastern Illinois (First Round, Milwaukee, Wis.)
	L 46-53	Georgetown (Round of 16, Providence, R.I.)		L 74-72 (ot)	Illinois (Second Round, Champaign, Ill.)
Seton Hall	L 65-71	Toledo (First Round, Toledo, Ohio)	Pittsburgh	L 70-58	Toledo (First Round, Toledo, Ohio)
Villanova	W 86-81 (OT)	Old Dominion (First Round, Villanova, Pa.)	Providence	W 64-58	Boston University (First Round, Boston, Mass.)
	L 57-64	West Virginia (Second Round, Morgantown, W.Va.)		W 76-61	Old Dominion (Second Round, Providence, R.I.)
				W 77-64	Maryland (Third Round, College Park, Md.)
2017-18 (4-3)				L 73-65	Miami (Quarterfinal Round, Providence, R.I.)
Georgetown	W 67-57	Delaware (First Round, Washington, D.C.)	USF	L 61-54	Florida (First Round, Gainesville, Fla.)
	L 66-69	Duquesne (Second Round, Washington, D.C.)	Syracuse	W 87-68	Harvard (First Round, Syracuse, N.Y.)
St. John's	W 68-47	Marist (First Round, Queens, N.Y.)		W 69-55	Richmond (Second Round, Syracuse, N.Y.)
	W 53-48	Penn (Second Round, Queens, N.Y.)		W 74-59	VCU (Third Round, Syracuse, N.Y.)
	W 65-52	Duquesne (Round of 16, Queens, N.Y.)		L 78-52	Michigan (Quarterfinal Round, Ann Arbor, Mich.)
	L 62-76	West Virginia (Quarterfinals, Morgantown, W.Va.)	2008-09 (13-5)		
Seton Hall	L 57-75	Saint Joseph's (First Round, South Orange, N.J.)	Georgetown	W 73-45	Wintrop (First Round, Washington, D.C.)
				W 72-61	Wake Forest (Second Round, Winston-Salem, N.C.)
2016-17 (6-3)				W 65-49	Richmond (Third Round, Washington, D.C.)
Georgetown	L 49-60	Fordham (First Round, Washington, D.C.)		L 65-56	Boston College (Fourth Round, Chestnut Hill, Mass.)
St. John's	W 72-43	Sacred Heart (First Round, Queens, N.Y.)	Marquette	W 58-49	Butler (Second Round, Milwaukee, Wis.)
	W 62-57	Harvard (Second Round, Queens, N.Y.)		L 51-50	Illinois State (Third Round, Normal, Ill.)
	L 40-60	Michigan (Round of 16, Ann Arbor, Mich.)	St. John's	W 83-60	Harvard (First Round, Queens, N.Y.)
Villanova	W 59-53	Princeton (First Round, Princeton, N.J.)		W 70-59	Hartford (Second Round, West Hartford, Conn.)
	W 56-51	Drexel (Second Round, Philadelphia, Pa.)		L 68-64	Boston College (Third Round, Queens, N.Y.)
	W 69-67 (OT)	James Madison (Round of 16, Harrisonburg, Va.)	USF	W 88-81 (ot)	Florida Gulf Coast (Second Round, Tampa, Fla.)
	W 69-57	Indiana (Quarterfinals, Bloomington, Ind.)		W 74-57	Mississippi (Third Round, Tampa, Fla.)
	L 61-65	Michigan (Semifinals, Ann Arbor, Mich.)		W 80-66	St. Bonaventure (Fourth Round, Olean, N.Y.)
				W 82-65	Boston College (Semifinals, Chestnut Hill, Mass.)
2015-16 (1-3)				W 75-71	Kansas (National Championship, Lawrence, Kan.)
Creighton	L 68-74	South Dakota (First Round, Vermillion, S.D.)		W 90-65	Canisius (First Round, Syracuse, N.Y.)
Georgetown	L 55-57	Rutgers (First Round, Piscataway, N.J.)	Syracuse	L 72-69	Bowling Green (Second Round, Bowling Green, Ohio)
Villanova	W 67-51	Liberty (First Round, Villanova, Pa.)		W 70-40	Coppin State (First Round, Morgantown, W.Va.)
	L 74-82	Hofstra (Second Round, Villanova, Pa.)	West Virginia	L 68-63 S	St. Bonaventure (Second Round, Olean, N.Y.)
			2007-08 (9-3)		
2014-15 (5-3)			Marquette	W 75-69	Creighton (Second Round, Milwaukee, Wis.)
Creighton	L 68-58	South Dakota (First Round, Vermillion, S.D.)		W 72-64	Illinois (Third Round, Milwaukee, Wis.)
St. John's	W 64-56	Army (First Round, Queens, N.Y.)		W 69-64	Kentucky (Fourth Round, Lexington, Ky.)
	W 77-63	Fordham (Second Round, Queens, N.Y.)		W 86-72	Colorado (Semifinals, Boulder, Colo.)
	L 63-55	Villanova (Third Round, Villanova, Pa.)		W 81-66	Michigan State (Championship, East Lansing, Mich.)
Villanova	W 71-60	Maine (First Round, Villanova, Pa.)	St. John's	W 65-59	Iona (Second Round, Queens, N.Y.)
	W 71-66	Old Dominion (Second Round, Villanova, Pa.)		W 65-56	Boston College (Third Round, Queens, N.Y.)
	W 63-55	St. John's (Third Round, Villanova, Pa.)		L 63-61	NC State (Fourth Round, Raleigh, N.C.)
	L 75-70	West Virginia (Quarterfinal, Morgantown, W.Va.)	USF	L 67-65	Florida Gulf Coast (First Round, Fort Meyers, Fla.)
			Villanova	W 53-52	American (First Round, Villanova, Pa.)
2013-14 (5-5)				W 60-54	Wisconsin (Second Round, Madison, Wis.)
Butler	L 78-61	South Dakota State (First Round, Brookings, S.D.)		L 64-58	Colorado (Third Round, Boulder, Colo.)
Creighton	W 77-51	Missouri (First Round, Omaha, Neb.)	2006-07 (2-2)		
	L 62-51	South Dakota State (Second Round, Brookings, S.D.)	Seton Hall	W 60-39	Dartmouth (First Round, South Orange, N.J.)
Marquette	W 63-61	Indiana State (First Round, Terre Haute, Ind.)		L 64-52	Hofstra (Second Round, Hempstead, N.Y.)
	L 72-69	Indiana (Second Round, Bloomington, Ind.)	USF	W 66-49	Coppin State (Second Round, Tampa, Fla.)
Seton Hall	W 63-60	American (First Round, South Orange, N.J.)		L 73-71	Virginia (Third Round, Charlottesville, Va.)
	W 75-74	Princeton (Second Round, South Orange, N.J.)			
	L 91-79 (2OT)	Rutgers (Third Round, Piscataway, N.J.)			
Villanova	W 74-66	Quinnipiac (First Round, Villanova, Pa.)			
	L 76-66	George Washington (Second Round, Villanova, Pa.)			
2012-13 (0-1)					
Marquette	L 61-59	Northern Iowa (First Round, Milwaukee, Wis.)			

^Athe 2021 WNIT offered a minimum of two games per team; teams were placed in four different regions to limit travel due to the COVID-19 pandemic; Seton Hall was the automatic bid but chose not to participate

^Bthe 2020 WNIT was cancelled due to the COVID-19 pandemic

National Honor Roll | The Players

The Players

Associated Press National Player of the Year

2020-21	Paige Bueckers, Connecticut
2010-11	Maya Moore, Connecticut
2009-10	Tina Charles, Connecticut
2008-09	Maya Moore, Connecticut
2002-03	Diana Taurasi, Connecticut
2001-02	Sue Bird, Connecticut
2000-01	Ruth Riley, Notre Dame
1996-97	Kara Wolters, Connecticut
1995-96	Jennifer Rizzotti, Connecticut
1994-95	Rebecca Lobo, Connecticut

WBCA National Player of the Year

(Margaret Wade Trophy)

2020-21	Paige Bueckers, Connecticut
2010-11	Maya Moore, Connecticut
2009-10	Maya Moore, Connecticut
2008-09	Maya Moore, Connecticut
2002-03	Diana Taurasi, Connecticut
2001-02	Sue Bird, Connecticut
1995-96	Jennifer Rizzotti, Connecticut
1994-95	Rebecca Lobo, Connecticut
1986-87	Shelly Pennefather, Villanova

USBWA National Player of the Year

2020-21	Paige Bueckers, Connecticut
2010-11	Maya Moore, Connecticut
2009-10	Tina Charles, Connecticut
2008-09	Maya Moore, Connecticut
2002-03	Diana Taurasi, Connecticut
2001-02	Sue Bird, Connecticut
2000-01	Ruth Riley, Notre Dame
1994-95	Rebecca Lobo, Connecticut

Naismith National Player of the Year

2020-21	Paige Bueckers, Connecticut
2010-11	Maya Moore, Connecticut
2009-10	Tina Charles, Connecticut
2008-09	Maya Moore, Connecticut
2003-04	Diana Taurasi, Connecticut
2002-03	Diana Taurasi, Connecticut
2001-02	Sue Bird, Connecticut
2000-01	Ruth Riley, Notre Dame
1994-95	Rebecca Lobo, Connecticut

Francis Pomeroy Naismith Award

2008-09	Renee Montgomery, Connecticut
2005-06	Megan Duffy, Notre Dame
2000-01	Niele Ivey, Notre Dame
1995-96	Jennifer Rizzotti, Connecticut
1990-91	Shanya Evans, Providence

Nancy Lieberman Award

2020-21	Paige Bueckers, Connecticut
2012-13	Skylar Diggins, Notre Dame
2011-12	Skylar Diggins, Notre Dame
2008-09	Renee Montgomery, Connecticut
2003-04	Diana Taurasi, Connecticut
2002-03	Diana Taurasi, Connecticut
2001-02	Sue Bird, Connecticut
2000-01	Sue Bird, Connecticut
1999-00	Sue Bird, Connecticut

John R. Wooden Award

2020-21	Paige Bueckers, Connecticut
2010-11	Maya Moore, Connecticut
2009-10	Tina Charles, Connecticut
2008-09	Maya Moore, Connecticut

Sports Illustrated Player of the Year

2000-01	Ruth Riley, Notre Dame
1991-92	Frances Savage, Miami

Sports Illustrated Newcomer of the Year

1998-99	Tamika Williams, Connecticut
---------	------------------------------

Sporting News National Freshman of the Year

1998-99	Tamika Williams, Connecticut
1996-97	Shea Ralph, Connecticut

USBWA National Freshman of the Year

2021-22	Aneesah Morrow, DePaul
2012-13	Jewell Loyd, Notre Dame
2007-08	Maya Moore, Connecticut
2006-07	Tina Charles, Connecticut
2001-02	Jacqueline Batteast, Notre Dame
1996-97	Shea Ralph, Connecticut

WBCA National Freshman of the Year

2021-22	Aneesah Morrow, DePaul
---------	------------------------

Ann Meyers Drysdale Award -

National Shooting Guard of the Year

2021-22	Christyn Williams, Connecticut
---------	--------------------------------

Honda Award, Women's Basketball

2010-11	Maya Moore, Connecticut
2009-10	Maya Moore, Connecticut
2003-04	Diana Taurasi, Connecticut
2002-03	Diana Taurasi, Connecticut
2001-02	Sue Bird, Connecticut
1999-00	Shea Ralph, Connecticut
1995-96	Jennifer Rizzotti, Connecticut
1994-95	Rebecca Lobo, Connecticut

Rhodes Scholar

2013	Jessica Wamala, Villanova
1992	Julie Mikuta, Georgetown

CoSIDA Academic All-America

National Team Member of the Year

2000-01	Ruth Riley, Notre Dame
1993-94	Rebecca Lobo, Connecticut
1994-95	Rebecca Lobo, Connecticut

CoSIDA Academic All-America

Women's Basketball Team Member of the Year

2010-11	Maya Moore, Connecticut
2009-10	Maya Moore, Connecticut
2000-01	Ruth Riley, Notre Dame
1995-96	Jennifer Rizzotti, Connecticut (shared)
1994-95	Rebecca Lobo, Connecticut

USBWA Scholar-Athlete of the Year

1999-00	Ruth Riley, Notre Dame
1994-95	Rebecca Lobo, Connecticut
1993-94	Rebecca Lobo, Connecticut

NCAA Post-Graduate Scholarship

2000-01	Ruth Riley, Notre Dame
1999-00	Cal Bouchard, Boston College
1995-96	Jennifer Rizzotti, Connecticut
1994-95	Dawn Johnson, Seton Hall Rebecca Lobo, Connecticut
1991-92	Wendy Davis, Connecticut Tonya Alleyne, Seton Hall Leigh Curl, Connecticut

NCAA Today's Top VIII Award

2002	Ruth Riley, Notre Dame
1996	Rebecca Lobo, Connecticut

WBCA All-America First Team

2020-21	Paige Bueckers, Connecticut
2012-13	Skylar Diggins, Notre Dame Stefanie Dolson, Connecticut Kayla McBride, Notre Dame Kaleena Mosqueda-Lewis, Connecticut
2011-12	Skylar Diggins, Notre Dame Bria Hartley, Connecticut
2010-11	Maya Moore, Connecticut Skylar Diggins, Notre Dame
2009-10	Tina Charles, Connecticut Maya Moore, Connecticut
2008-09	Tina Charles, Connecticut Angel McCoughtry, Louisville Maya Moore, Connecticut Renee Montgomery, Connecticut
2007-08	Maya Moore, Connecticut Renee Montgomery, Connecticut Angel McCoughtry, Louisville
2006-07	Angel McCoughtry, Louisville
2005-06	Cappie Pondexter, Rutgers
2004-05	Jacqueline Batteast, Notre Dame
2003-04	Diana Taurasi, Connecticut
2002-03	Diana Taurasi, Connecticut Sue Bird, Connecticut Swin Cash, Connecticut Diana Taurasi, Connecticut
2000-01	Svetlana Abrosimova, Connecticut Ruth Riley, Notre Dame
1999-00	Svetlana Abrosimova, Connecticut Shea Ralph, Connecticut
1998-99	Svetlana Abrosimova, Connecticut
1997-98	Nykesha Sales, Connecticut
1996-97	Nykesha Sales, Connecticut Kara Wolters, Connecticut
1995-96	Jennifer Rizzotti, Connecticut
1994-95	Rebecca Lobo, Connecticut Jennifer Rizzotti, Connecticut
1993-94	Rebecca Lobo, Connecticut Frances Savage, Miami
1990-91	Kerry Bascom, Connecticut
1986-87	Shelly Pennefather, Villanova
WBCA All-America Honorable Mention	
2019-20	Chante Stonewall, DePaul
2018-19	Natisha Hiedman, Marquette Allazia Blockton, Marquette Mart'e Grays, DePaul
2017-18	Allazia Blockton, Marquette
2016-17	Allazia Blockton, Marquette Brooke Schulte, DePaul Jessica January, DePaul
2015-16	Chanise Jenkins, DePaul Danaejah Grant, St. John's
2014-15	Aliyyah Handford, St. John's Brittany Hrynko, DePaul Daisha Simmons, Seton Hall Ka-Deidre Simmons, Seton Hall
2013-14	Aliyyah Handford, St. John's Brittany Hrynko, DePaul Marissa Janning, Creighton Jasmine Penny, DePaul Katherine Plouffe, Marquette
2012-13	Natalie Achonwa, Notre Dame Anna Martin, DePaul Nadirah McKeith, St. John's Sugar Rodgers, Georgetown Shoni Schimmel, Louisville Shennika Smith, St. John's
2011-12	Sugar Rodgers, Georgetown Tiffany Hayes, Connecticut Anna Martin, DePaul

National Honor Roll | The Coaches

	Svetlana Abrosimova, Connecticut (Honorable Mention)
1996-97	Kara Wolters, Connecticut (First Team) Nykesha Sales, Connecticut (First Team) Katryna Gaither, Notre Dame (Honorable Mention) Nadine Malcolm, Providence (Honorable Mention)
	Beth Morgan, Notre Dame (Honorable Mention) Dana Wynne, Seton Hall (Honorable Mention)
1995-96	Jennifer Rizzotti, Connecticut (First Team) Kara Wolters, Connecticut (First Team) Katryna Gaither, Notre Dame (Honorable Mention) Beth Morgan, Notre Dame (Honorable Mention) Nykesha Sales, Connecticut (Honorable Mention)
	Nadine Malcolm, Providence (Honorable Mention)
1994-95	Rebecca Lobo, Connecticut (First Team) Jennifer Rizzotti, Connecticut (Second Team) Kara Wolters, Connecticut (Third Team)

USBWA All-America Team

2021-22	Aneesah Morrow, DePaul (second team) Maddy Siegrist, Villanova (third team) Christyn Williams, Connecticut (Honorable Mention)
2020-21	Paige Bueckers, Connecticut (first team)
2019-20	Chante Stonewall, DePaul (Honorable Mention)
2012-13	Skylar Diggins, Notre Dame Stefanie Dolson, Connecticut Kaleena Mosqueda-Lewis, Connecticut
2011-12	Skylar Diggins, Notre Dame
2010-11	Maya Moore, Connecticut
2009-10	Tina Charles, Connecticut Maya Moore, Connecticut
2008-09	Angel McCoughtry, Louisville Maya Moore, Connecticut Renee Montgomery, Connecticut
2007-08	Maya Moore, Connecticut Angel McCoughtry, Louisville
2005-06	Cappie Pondexter, Rutgers
2003-04	Diana Taurasi, Connecticut
2002-03	Diana Taurasi, Connecticut Sue Bird, Connecticut Swin Cash, Connecticut
2000-01	Svetlana Abrosimova, Connecticut Ruth Riley, Notre Dame
1999-00	Svetlana Abrosimova, Connecticut Shea Ralph, Connecticut Ruth Riley, Notre Dame
1998-99	Svetlana Abrosimova, Connecticut
1997-98	Nykesha Sales, Connecticut
1996-97	Jennifer Rizzotti, Connecticut Nykesha Sales, Connecticut Kara Wolters, Connecticut

John R. Wooden Award All-America Team

2012-13	Skylar Diggins, Notre Dame
2011-12	Skylar Diggins, Notre Dame
2010-11	Maya Moore, Connecticut
2009-10	Tina Charles, Connecticut Maya Moore, Connecticut
2008-09	Angel McCoughtry, Louisville Maya Moore, Connecticut Renee Montgomery, Connecticut Cappie Pondexter, Rutgers
2003-04	Diana Taurasi, Connecticut

CoSIDA Academic All-America Team

2019-20	Chante Stonewall, DePaul (Third Team)
2016-17	Jessica January, DePaul (First Team)
2015-16	Megan Podkova, DePaul (Second Team) Jessica January, DePaul (Third Team)

2010-11	Maya Moore, Connecticut (First Team) Liz Repella, West Virginia (First Team)
2009-10	Maya Moore, Connecticut (First Team) Liz Repella, West Virginia (Second Team)
2008-09	Maya Moore, Connecticut (First Team)
2007-08	Allie Quigley, DePaul (Third Team)
2005-06	Megan Duffy, Notre Dame (First Team) Ann Strother, Connecticut (Third Team)
2000-01	Ruth Riley, Notre Dame (First Team)
1999-00	Ruth Riley, Notre Dame (First Team)
1995-96	Jennifer Rizzotti, Connecticut (First Team)
1994-95	Rebecca Lobo, Connecticut (First Team) Jennifer Rizzotti, Connecticut (Second Team)
1993-94	Rebecca Lobo, Connecticut (First Team)
1992-93	Erin Kenneally, Syracuse (First Team)
1991-92	Wendy Davis, Connecticut (Second Team) Erin Kenneally, Syracuse (Second Team)
1989-90	Dottie VanGheem, Providence
1984-85	Leigh Curl, Connecticut (First Team)
1983-84	Leigh Curl, Connecticut (First Team)
1982-83	Kathy Finn, Providence

The Coaches

The John R. Wooden Legends of Coaching Award

2012	Geno Auriemma, Connecticut
------	----------------------------

Associated Press National Coach of the Year

2012-13	Muffet McGraw, Notre Dame
2010-11	Geno Auriemma, Connecticut
2008-09	Geno Auriemma, Connecticut
2007-08	Geno Auriemma, Connecticut
2002-03	Geno Auriemma, Connecticut
2000-01	Muffet McGraw, Notre Dame
1999-00	Geno Auriemma, Connecticut
1996-97	Geno Auriemma, Connecticut
1994-95	Geno Auriemma, Connecticut

Black Coaches Association National Coach of the Year

2009-10	Terri Williams-Flournoy
2001-02	Marianna Freeman, Syracuse
1997-98	C. Vivian Stringer, Rutgers

Naismith National Coach of the Year

2012-13	Muffet McGraw, Notre Dame
2008-09	Geno Auriemma, Connecticut
2007-08	Geno Auriemma, Connecticut
2001-02	Geno Auriemma, Connecticut
2000-01	Muffet McGraw, Notre Dame
1999-00	Geno Auriemma, Connecticut
1996-97	Geno Auriemma, Connecticut
1994-95	Geno Auriemma, Connecticut

USBWA National Coach of the Year

2012-13	Muffet McGraw, Notre Dame
2008-09	Geno Auriemma, Connecticut
2007-08	Geno Auriemma, Connecticut
2002-03	Geno Auriemma, Connecticut
2000-01	Muffet McGraw, Notre Dame
1996-97	Geno Auriemma, Connecticut
1994-95	Geno Auriemma, Connecticut

WBCA National Coach of the Year

2012-13	Muffet McGraw, Notre Dame
2008-09	Geno Auriemma, Connecticut
2007-08	Geno Auriemma, Connecticut
2001-02	Geno Auriemma, Connecticut
2000-01	Muffet McGraw, Notre Dame
1999-00	Geno Auriemma, Connecticut
1996-97	Geno Auriemma, Connecticut
1991-92	Ferne Labati, Miami

WBCA (District) Coach of the Year

2015-16	Doug Bruno, DePaul (4)
2011-12	Muffet McGraw, Notre Dame (1)
2010-11	Geno Auriemma, Connecticut (1)
2009-10	Geno Auriemma, Connecticut (1)
2008-09	Geno Auriemma, Connecticut (1)
2006-07	Geno Auriemma, Connecticut (1)
2005-06	C. Vivian Stringer, Rutgers (1)
2003-04	Ferne Labati, Miami (1)
2001-02	Geno Auriemma, Connecticut (1)
2000-01	Muffet McGraw, Notre Dame (2)
1999-00	Geno Auriemma, Connecticut (1)
1997-98	C. Vivian Stringer, Rutgers (1)
1996-97	Geno Auriemma, Connecticut (1)
1995-96	Geno Auriemma, Connecticut (1) Muffet McGraw, Notre Dame (2)
1994-95	Geno Auriemma, Connecticut (1)
1993-94	Phyllis Mangina, Seton Hall (2) Geno Auriemma, Connecticut (1)
1985-86	Bob Foley, Providence (1)

WBCA Carol Eckman Award

2008-09	Muffet McGraw, Notre Dame
2007-08	Doug Bruno, DePaul

WBCA/Maggie Dixon Rookie Coach of the Year

2007-09	Jeff Walz, Louisville
---------	-----------------------

Naismith Memorial Basketball Hall of Fame

C. Vivian Stringer, Rutgers – Class of 2009
Geno Auriemma, Connecticut – Class of 2006

Women's Basketball Hall of Fame

Muffet McGraw, Notre Dame – Class of 2011
Geno Auriemma, Connecticut – Class of 2006
C. Vivian Stringer, Rutgers – Class of 2001
U.S. National Team Head Coach
Geno Auriemma, Connecticut – 2009-2012

BIG EAST In The Pros | WNBA Draft Selections

Player	School	Year	Round	Pick	Team	Player	School	Year	Round	Pick	Team
Rebecca Lobo	Connecticut	1997	Initial Allocation	n/a	New York Liberty	Keisha Hampton	DePaul	2012	Second	10	Seattle Storm
Sue Wicks	Rutgers	1997	First	6	New York Liberty	Devereaux Peters	Notre Dame	2012	First	3	Minnesota Lynx
Rita Williams	Connecticut	1998	Second	3	Washington Mystics	Natalie Novosel	Notre Dame	2012	First	8	Washington Mystics
Octavia Blue	Miami	1998	Second	5	Los Angeles Sparks	Khadijah Rushdan	Rutgers	2012	Second	3	Los Angeles Sparks
Kara Wolters	Connecticut	1999	Third	12	Houston Comets	April Sykes	Rutgers	2012	Third	4	Los Angeles Sparks
Jennifer Rizzotti	Connecticut	1999	Fourth	12	Houston Comets	Kelly Faris	Connecticut	2013	First	11	Connecticut Sun
Cal Bouchard	Boston College	2000	Fourth	12	Detroit Shock	Sugar Rodgers	Georgetown	2013	Second	2	Minnesota Lynx
Sauer Paige	Connecticut	2000	Second	15	Los Angeles Sparks	Sklyar Diggins	Notre Dame	2013	First	3	Tulsa Shock
Shawnetta Stewart	Rutgers	2000	Third	4	Orlando Miracle	Andrea Smith	South Florida	2013	Third	11	Connecticut Sun
Usha Gilmore	Rutgers	2000	Third	10	Indiana Fever	Nadirah McKenith	St. John's	2013	Second	5	Washington Mystics
Svetlana Abrosimova	Connecticut	2001	First	7	Minnesota	Shenneika Smith	St. John's	2013	Third	1	New York Liberty
Kelly Schumacher	Connecticut	2001	First	14	Indiana Fever	Kayla Alexander	Syracuse	2013	First	8	San Antonio Stars
Shea Ralph	Connecticut	2001	Third	8	Utah Starzz	Brittany Hrynko	DePaul	2015	Second	7	Connecticut Sun
Katie Smrcka-Duffy	Georgetown	2001	Fourth	14	Sacramento Monarchs	Shakena Richardson	Seton Hall	2016	Third	6	Dallas Wings
Tombi Bell	Miami	2001	Third	7	Minnesota	Aliyyah Handford	St. John's	2016	Third	3	Connecticut Sun
Ruth Riley	Notre Dame	2001	First	5	Miami Sol	Danaejah Grant	St. John's	2016	Third	7	Washington Mystics
Niele Ivey	Notre Dame	2001	Second	3	Indiana Fever	Jessica January	DePaul	2017	Third	4	Connecticut Sun
Kelley Siemon	Notre Dame	2001	Third	16	Los Angeles Sparks	Amarah Coleman	DePaul	2018	Third	4	Chicago Sky
Tammy Sutton-Brown	Rutgers	2001	Second	2	Charlotte Sting	Natisha Hiedeman	Marquette	2019	Second	6	Minnesota Lynx
Natasha Pointer	Rutgers	2001	Fourth	4	Portland Fire	Jaylyn Agnew	Creighton	2020	Second	12	Washington Mystics
Beth Record	Syracuse	2001	Fourth	16	Los Angeles Sparks						
Tere Williams	Virginia Tech	2001	Third	13	Phoenix Mercury						
Sue Bird	Connecticut	2002	First	1	Seattle Storm						
Swin Cash	Connecticut	2002	First	2	Detroit Shock						
Asjha Jones	Connecticut	2002	First	4	Washington Mystics						
Tamika Williams	Connecticut	2002	First	6	Minnesota						
Erica Haney	Notre Dame	2002	Third	15	Detroit Shock						
Davalyn Cunningham	Rutgers	2002	Second	7	Orlando Miracle						
Trish Juhline	Villanova	2003	Third	5	Washington Mystics						
Amber Jacobs	Boston College	2004	Third	7	Minnesota Lynx						
Diana Taurasi	Connecticut	2004	First	1	Phoenix Mercury						
Rebekkah Brunson	Georgetown	2004	First	10	Sacramento Monarchs						
Ieva Kublina	Virginia Tech	2004	Third	5	Indiana Fever						
Kate Bulger	West Virginia	2004	Third	12	Minnesota Lynx						
Jessica Moore	Connecticut	2005	Second	11	Charlotte Sting						
Ashley Battle	Connecticut	2005	Second	12	Seattle Storm						
Jacqueline Batteast	Notre Dame	2005	Second	4	Minnesota Lynx						
Chelsea Newton	Rutgers	2005	Second	9	Sacramento Monarchs						
Rebecca Richman	Rutgers	2005	Third	10	New York Liberty						
Yolanda Paige	West Virginia	2005	Second	3	Indiana Fever						
Barbara Turner	Connecticut	2006	First	11	Seattle Storm						
Ann Strother	Connecticut	2006	Second	1	Houston Comets						
Willnett Crockett	Connecticut	2006	Second	8	Los Angeles Sparks						
Khara Smith	DePaul	2006	Third	2	San Antonio Silver Stars						
Megan Duffy	Notre Dame	2006	Third	3	Minnesota Lynx						
Cappie Pondexter	Rutgers	2006	First	2	Phoenix Mercury						
Jenna Rubino	DePaul	2007	Third	1	Chicago Sky						
Jessica Dickson	South Florida	2007	Second	8	Sacramento Monarchs						
Ketia Swanier	Connecticut	2008	First	12	Connecticut Sun						
Charde Houston	Connecticut	2008	Third	2	Minnesota Lynx						
Allie Quigley	DePaul	2008	Second	8	Seattle Storm						
Charel Allen	Notre Dame	2008	Third	15	Sacramento Monarchs						
Matee Ajavon	Rutgers	2008	First	5	Houston Comets						
Essence Carson	Rutgers	2008	First	7	New York Liberty						
Olayinka Sanni	West Virginia	2008	Second	4	Detroit Shock						
Renee Montgomery	Connecticut	2009	First	4	Minnesota Lynx						
Angel McCoughtry	Louisville	2009	First	1	Atlanta Dream						
Candyce Bingham	Louisville	2009	Third	13	San Antonio Silver Stars						
Shavonte Zellous	Pittsburgh	2009	First	11	Detroit Shock						
Kia Vaughn	Rutgers	2009	First	8	New York Liberty						
Tina Charles	Connecticut	2010	First	1	Connecticut Sun						
Kalana Greene	Connecticut	2010	Second	1	New York Liberty						
Epiphanny Prince	Rutgers	2010	First	4	Chicago Sky						
Rashidat Junaid	Rutgers	2010	Third	8	Los Angeles Sparks						
Maya Moore	Connecticut	2011	First	1	Minnesota Lynx						
Felicia Chester	DePaul	2011	Second	2	Minnesota Lynx						
Angel Robinson	Marquette	2011	Second	10	New York Liberty						
Tiffany Hayes	Connecticut	2012	Second	2	Atlanta Dream						



2019 BIG EAST Player of the Year Natisha Hiedeman has been a standout for the Connecticut Sun



Seton Hall's Shakena Richardson was the first Pirate to be drafted; she was selected in the third round of the 2016 Draft

International Competition | **BIG EAST In The Olympics**

USA Basketball National Team Head Coach

Geno Auriemma, Connecticut – 2009-2016

U.S. Olympic Team

Skylar Diggins, Notre Dame, 2020 (Gold Medal)
Jewell Loyd, Notre Dame, 2020 (Gold Medal)
Breanna Stewart, Connecticut, 2020 (Gold Medal)
Sue Bird, Connecticut, 2020 (Gold Medal)
Tina Charles, Connecticut, 2020 (Gold Medal)
Diana Taurasi, Connecticut, 2020 (Gold Medal)
Jennifer Rizzotti, Connecticut, assistant coach, 2020 (Gold Medal)
Sue Bird, Connecticut, 2016 (Gold Medal)
Tina Charles, Connecticut, 2016 (Gold Medal)
Angel McCoughtry, Louisville, 2016 (Gold Medal)
Maya Moore, Connecticut, 2016 (Gold Medal)
Diana Taurasi, Connecticut, 2016 (Gold Medal)
Doug Bruno, DePaul, 2016, assistant coach (Gold Medal)
Geno Auriemma, Conn., 2016, head coach (Gold Medal)
Sue Bird, Connecticut, 2012 (Gold Medal)
Swin Cash, Connecticut, 2012 (Gold Medal)
Tina Charles, Connecticut, 2012 (Gold Medal)
Asjha Jones, Connecticut, 2012 (Gold Medal)
Angel McCoughtry, Louisville, 2012 (Gold Medal)
Maya Moore, Connecticut, 2012 (Gold Medal)
Diana Taurasi, Connecticut, 2012 (Gold Medal)
Sue Bird, Connecticut, 2008 (Gold Medal)
Diana Taurasi, Connecticut, 2008 (Gold Medal)
Cappie Pondexter, Rutgers, 2008 (Gold Medal)
Sue Bird, Connecticut, 2004 (Gold Medal)
Swin Cash, Connecticut, 2004 (Gold Medal)
Ruth Riley, Notre Dame, 2004 (Gold Medal)
Diana Taurasi, Connecticut, 2004 (Gold Medal)
Kara Wolters, Connecticut, 2000 (Gold Medal)
Rebecca Lobo, Connecticut, 1996 (Gold Medal)
Kara Wolters, Connecticut, 1996 (alternate)
Geno Auriemma, Conn., 2012, head coach (Gold Medal)
Doug Bruno, DePaul, 2012, assistant coach (Gold Medal)
C. Vivian Stringer, Rutgers, 2004, asst. coach (Gold Medal)
Geno Auriemma, Conn., 2000, assistant coach (Gold Medal)

U.S. Olympic Team - 3x3

Stefanie Dolson, Connecticut, 2020 (Gold Medal)

USA Basketball Senior National Team

Sue Bird, Connecticut, 2007-
Rebekkah Brunson, Georgetown, 2007-08
Swin Cash, Connecticut, 2007-12
Tina Charles, Connecticut, 2010-
Asjha Jones, Connecticut, 2007-12
Angel McCoughtry, Louisville, 2011-16
Maya Moore, Connecticut, 2011-12
Cappie Pondexter, Rutgers, 2007-12
Diana Taurasi, Connecticut, 2007-12
Kara Wolters, Connecticut, 1999-00
Rebecca Lobo, Connecticut, 1995-96

USA Basketball World Championship Team

Sue Bird, Connecticut, 2018 (Gold Medal)
Diana Taurasi, Connecticut, 2018 (Gold Medal)
Tina Charles, Connecticut, 2018 (Gold Medal)
Jewell Loyd, Notre Dame, 2018 (Gold Medal)
Breanna Stewart, Connecticut, 2018 (Gold Medal)
Morgan Tuck, Connecticut, 2018 (Gold Medal)
Jennifer Rizzotti, Connecticut, assistant coach, 2018 (Gold Medal)
Sue Bird, Connecticut, 2014 (Gold Medal)
Maya Moore, Connecticut, 2014 (Gold Medal)
Angel McCoughtry, Louisville, 2014 (Gold Medal)
Diana Taurasi, Connecticut, 2014 (Gold Medal)
Tina Charles, Connecticut, 2014 (Gold Medal)
Doug Bruno, DePaul, 2014, assistant coach (Gold Medal)
Sue Bird, Connecticut, 2010
Swin Cash, Connecticut, 2010
Tina Charles, Connecticut, 2010
Asjha Jones, Connecticut, 2010
Angel McCoughtry, Louisville, 2010
Maya Moore, Connecticut, 2010
Diana Taurasi, Connecticut, 2010
Sue Bird, Connecticut, 2006 (Bronze Medal)
Diana Taurasi, Connecticut, 2006 (Bronze Medal)

Cappie Pondexter, Connecticut, 2006 (Alternate)
Sue Bird, Connecticut, 2002 (Gold Medal)
Kara Wolters, Connecticut, 1998 (Gold Medal)
Kara Wolters, Connecticut, 1994 (Bronze Medal)
Marianna Freeman, Syracuse, 2002, asst. coach (Gold Medal)
Doug Bruno, DePaul, 2010, assistant coach
USA Basketball Olympic Qualifying Team
Sue Bird, Connecticut, 2011 (Gold Medal)
Swin Cash, Connecticut, 2011 (Gold Medal)
Tina Charles, Connecticut, 2011 (Gold Medal)
Asjha Jones, Connecticut, 2011 (Gold Medal)
Angel McCoughtry, Louisville, 2011 (Gold Medal)
Maya Moore, Connecticut, 2011 (Gold Medal)
Diana Taurasi, Connecticut, 2011 (Gold Medal)
Sue Bird, Connecticut, 2007 (Gold Medal)
Rebekkah Brunson, Georgetown, 2007 (Gold Medal)
Swin Cash, Connecticut, 2007 (Gold Medal)
Cappie Pondexter, Rutgers, 2007 (Gold Medal)
Diana Taurasi, Connecticut, 2007 (Gold Medal)
USA Basketball World Champion Qualifying
Katryna Gaither, Notre Dame, 1997 (Silver Medal)
Beth Morgan, Notre Dame, 1997 (Silver Medal)

Canadian Olympic Team

Katherine Plouffe, Marquette, 2016

Team Canada World Championship Team

Katherine Plouffe, Marquette, 2014

Croatian Olympic Team

Lisa Karcic, Villanova, 2012

USA Basketball Women's Select Team

Ruth Riley, Notre Dame 1998
Beth Morgan, Notre Dame 1996

USA World University Games Teams

Chanise Jenkins, DePaul, 2015 (Gold Medal)
Bria Hartley, Connecticut, 2013 (Gold Medal)
Kaleena Mosqueda-Lewis, 2013 (Gold Medal)
Skylar Diggins, Notre Dame, 2011 (Gold Medal)
Keisha Hampton, DePaul, 2011 (Gold Medal)
Natalie Novosel, Notre Dame, 2011 (Gold Medal)
Devereaux Peters, Notre Dame, 2011 (Gold Medal)
Tina Charles, Connecticut, 2009 (Gold Medal)
Tiffany Hayes, Connecticut, 2009 (Gold Medal)
Maya Moore, Connecticut, 2009 (Gold Medal)
Cappie Pondexter, Rutgers, 2005 (Gold Medal)
Megan Duffy, Notre Dame, 2005 (Gold Medal)
Ruth Riley, Notre Dame, 1999 (Silver Medal)
Beth Morgan, Notre Dame, 1997 (Gold Medal)
Nykesha Sales, Connecticut, 1997 (Gold Medal)
Kara Wolters, Connecticut, 1997 (Gold Medal)
Kara Wolters, Connecticut, 1995 (Silver Medal)
Kerry Bascom, Connecticut, 1991 (Gold Medal)
Terri Williams-Flournoy, Georgetown, 2011, assistant coach (Gold Medal)

U.S. Junior National Team

Tracy Lis, Providence, 1990
Rebecca Lobo, Connecticut, 1991

USA Pan Am Games Teams

Moriah Jefferson, Connecticut, 2015 (Silver Medal)
Caroline Coyer, Villanova, 2015 (Silver Medal)
Breanna Stewart, Connecticut, 2015 (Silver Medal)
Breanna Stewart, Connecticut, 2011
April Sykes, Rutgers, 2011
Matee Ajavon, Rutgers, 2007 (Gold Medal)
Charde Houston, Connecticut, 2007 (Gold Medal)
Angel McCoughtry, Louisville, 2007 (Gold Medal)
Mel Thomas, Connecticut, 2007 (Gold Medal)
Rebekkah Brunson, Georgetown, 2003 (Silver Medal)
Ann Strother, Connecticut, 2003 (Silver Medal)
Barbara Turner, Connecticut, 2003 (Silver Medal)
Beth Cunningham, Notre Dame, 1999 (Bronze Medal)
Katryna Gaither, Notre Dame, 1999 (Bronze Medal)
Dana Wynne, Seton Hall, 1999 (Bronze Medal)

Canada Pan Am Games Teams

Katherine Plouffe, Marquette, 2015 (Gold Medal)

USA R. William Jones Cup Team

Sue Bird, Connecticut, 2000 (Gold Medal)
Shea Ralph, Connecticut, 2000 (Gold Medal)
Kelly Schumacher, Connecticut, 2000 (Gold Medal)
Paige Sauer, Connecticut, 1997 (Silver Medal)
Jennifer Rizzotti, Connecticut, 1996 (Gold Medal)
Nykesha Sales, Connecticut, 1996 (Gold Medal)
Kara Wolters, Connecticut, 1996 (Gold Medal)
Nykesha Sales, Connecticut, 1995 (Bronze Medal)
Nykesha Sales, Connecticut, 1994 (Gold Medal)

FIBA U21 World Championship (Formerly the World Championship For Young Women)

Essence Carson, Rutgers, 2007 (Gold Medal)
Kia Vaughn, Rutgers, 2007 (Gold Medal)
Cappie Pondexter, Rutgers, 2003 (Gold Medal)

FIBA Americas U20 Championship

(Formerly the World Championship for Young Women Qualifying Tournament)
Essence Carson, Rutgers, 2006 (Gold Medal)
Renee Montgomery, Connecticut, 2006 (Gold Medal)
Kia Vaughn, Rutgers, 2006 (Gold Medal)
Cappie Pondexter, Rutgers, 2002 (Gold Medal)

FIBA U19 World Championship

(Formerly the FIBA Junior World Championship)
Amari DeBerry, Connecticut, 2021 (Gold Medal)
Azzi Fudd, Connecticut, 2021 (Gold Medal)
Stefanie Dolson, Connecticut, 2011 (Gold Medal)
Bria Hartley, Connecticut, 2011 (Gold Medal)
Kaleena Mosqueda-Lewis, Connecticut, 2011 (Gold Medal)
Breanna Stewart, Connecticut, 2011 (Gold Medal)
Morgan Tuck, Connecticut, 2011 (Gold Medal)
Skylar Diggins, Notre Dame, 2009 (Gold Medal)
Melissa Lechltiner, Notre Dame, 2007 (Gold Medal)
Maya Moore, Connecticut, 2007 (Gold Medal)
Essence Carson, Rutgers, 2005 (Gold Medal)
Jessica Moore, Connecticut, 2001 (Bronze Medal)
Diana Taurasi, Connecticut, 2001 (Bronze Medal)
Cappie Pondexter, Rutgers, 2001 (Bronze Medal)
Rebecca Lobo, Connecticut, 1993 (7th Place)
Doug Bruno, DePaul, 2007, head coach (Gold Medal)
Geno Auriemma, Conn., 2001, head coach (Bronze Medal)
Marianna Freeman, Syracuse, 1997, asst. coach (Gold Medal)

FIBA Americas U18 Championship Team

(Formerly Jr. World Championship Qualifying)
Moriah Jefferson, Connecticut, 2012 (Gold Medal)
Michaela Mabrey, Notre Dame, 2012 (Gold Medal)
Breanna Stewart, Connecticut, 2012 (Gold Medal)
Morgan Tuck, Connecticut, 2012 (Gold Medal)
Katherine Plouffe, Marquette, 2010 (Team Canada)
Tina Charles, Connecticut, 2006 (Gold Medal)
Charde Houston, Connecticut, 2006 (Gold Medal)
Essence Carson, Rutgers, 2004 (Gold Medal)
Ashley Battle, Connecticut, 2000 (Gold Medal)
Cappie Pondexter, Rutgers, 2000 (Gold Medal)
Diana Taurasi, Connecticut, 2000 (Gold Medal)
Stacy Hansmeyer, Connecticut, 1996 (Silver Medal)
Rebecca Lobo, Connecticut, 1992 (Silver Medal)
Terri Mitchell, Marquette, 2008, assistant coach (Gold Medal)
Doug Bruno, DePaul, 2006, head coach (Gold Medal)
Geno Auriemma, Conn., 2000, head coach (Gold Medal)
Marianna Freeman, Syracuse, 1996, asst. coach (Silver Medal)

FIBA 3x3 World Championship

Skylar Diggins, Notre Dame, 2012 (Gold Medal)
Bria Hartley, Connecticut, 2012 (Gold Medal)
Ann Strother, Connecticut, 2012 (Gold Medal)



The BIG EAST Conference hosted the annual Transition Game Program in New York City. The interactive program aims to assist current women's basketball student-athletes in the transition from college player to emerging professional, both on and off the court. BIG EAST schools sent women's basketball student-athletes who have been selected at the institution's discretion.

